

12835 OXFORDSHIRE Site No: 12835014 Location Site 14 - Wharf Rd, Eynsham
 Wed 08-Nov-23 to Tue 21-Nov-23 Channel: Westbound

TIME PERIOD	TOTAL VEHICLES	MOTOR-CYCLES	MOTOR-CYCLES%	CARS	CARS %	LGV	LGV %	HGV	HGV %	BUS	BUS %
Wed 08-Nov-23											
00:00	1	0	0.0	1	100.0	0	0.0	0	0.0	0	0.0
01:00	1	0	0.0	0	0.0	0	0.0	1	100.0	0	0.0
02:00	1	0	0.0	1	100.0	0	0.0	0	0.0	0	0.0
03:00	0	0	-	0	-	0	-	0	-	0	-
04:00	2	0	0.0	1	50.0	1	50.0	0	0.0	0	0.0
05:00	3	0	0.0	2	66.7	1	33.3	0	0.0	0	0.0
06:00	32	0	0.0	27	84.4	2	6.3	2	6.3	1	3.1
07:00	4	0	0.0	2	50.0	2	50.0	0	0.0	0	0.0
08:00	8	0	0.0	4	50.0	2	25.0	2	25.0	0	0.0
09:00	4	0	0.0	1	25.0	1	25.0	1	25.0	1	25.0
10:00	22	0	0.0	11	50.0	9	40.9	2	9.1	0	0.0
11:00	20	0	0.0	13	65.0	4	20.0	3	15.0	0	0.0
12:00	26	0	0.0	16	61.5	8	30.8	1	3.9	1	3.9
13:00	60	0	0.0	51	85.0	8	13.3	1	1.7	0	0.0
14:00	76	0	0.0	70	92.1	5	6.6	1	1.3	0	0.0
15:00	37	1	2.7	31	83.8	4	10.8	1	2.7	0	0.0
16:00	75	0	0.0	71	94.7	2	2.7	2	2.7	0	0.0
17:00	56	0	0.0	51	91.1	4	7.1	1	1.8	0	0.0
18:00	18	0	0.0	16	88.9	2	11.1	0	0.0	0	0.0
19:00	5	0	0.0	5	100.0	0	0.0	0	0.0	0	0.0
20:00	14	0	0.0	12	85.7	1	7.1	1	7.1	0	0.0
21:00	4	0	0.0	4	100.0	0	0.0	0	0.0	0	0.0
22:00	76	1	1.3	73	96.1	2	2.6	0	0.0	0	0.0
23:00	9	0	0.0	8	88.9	1	11.1	0	0.0	0	0.0
12H,7-19	406	1	0.3	337	83.0	51	12.6	15	3.7	2	0.5
16H,6-22	461	1	0.2	385	83.5	54	11.7	18	3.9	3	0.7
18H,6-24	546	2	0.4	466	85.4	57	10.4	18	3.3	3	0.6
24H,0-24	554	2	0.4	471	85.0	59	10.7	19	3.4	3	0.5

12835 OXFORDSHIRE Site No: 12835014 Location Site 14 - Wharf Rd, Eynsham
 Wed 08-Nov-23 to Tue 21-Nov-23 Channel: Westbound

TIME PERIOD	TOTAL VEHICLES	MOTOR-CYCLES	MOTOR-CYCLES%	CARS	CARS %	LGV	LGV %	HGV	HGV %	BUS	BUS %
Thu 09-Nov-23											
00:00	1	0	0.0	1	100.0	0	0.0	0	0.0	0	0.0
01:00	0	0	-	0	-	0	-	0	-	0	-
02:00	0	0	-	0	-	0	-	0	-	0	-
03:00	0	0	-	0	-	0	-	0	-	0	-
04:00	2	0	0.0	2	100.0	0	0.0	0	0.0	0	0.0
05:00	4	0	0.0	4	100.0	0	0.0	0	0.0	0	0.0
06:00	21	0	0.0	20	95.2	1	4.8	0	0.0	0	0.0
07:00	4	0	0.0	1	25.0	1	25.0	2	50.0	0	0.0
08:00	2	0	0.0	1	50.0	0	0.0	1	50.0	0	0.0
09:00	12	0	0.0	6	50.0	4	33.3	2	16.7	0	0.0
10:00	17	0	0.0	10	58.8	5	29.4	2	11.8	0	0.0
11:00	18	0	0.0	12	66.7	4	22.2	1	5.6	1	5.6
12:00	23	1	4.4	17	73.9	4	17.4	1	4.4	0	0.0
13:00	72	1	1.4	62	86.1	7	9.7	2	2.8	0	0.0
14:00	62	2	3.2	51	82.3	6	9.7	3	4.8	0	0.0
15:00	40	1	2.5	33	82.5	4	10.0	2	5.0	0	0.0
16:00	87	1	1.2	81	93.1	5	5.8	0	0.0	0	0.0
17:00	57	0	0.0	54	94.7	2	3.5	1	1.8	0	0.0
18:00	20	0	0.0	19	95.0	1	5.0	0	0.0	0	0.0
19:00	12	0	0.0	8	66.7	3	25.0	1	8.3	0	0.0
20:00	3	0	0.0	3	100.0	0	0.0	0	0.0	0	0.0
21:00	12	0	0.0	12	100.0	0	0.0	0	0.0	0	0.0
22:00	70	0	0.0	67	95.7	3	4.3	0	0.0	0	0.0
23:00	11	0	0.0	11	100.0	0	0.0	0	0.0	0	0.0
12H,7-19	414	6	1.5	347	83.8	43	10.4	17	4.1	1	0.2
16H,6-22	462	6	1.3	390	84.4	47	10.2	18	3.9	1	0.2
18H,6-24	543	6	1.1	468	86.2	50	9.2	18	3.3	1	0.2
24H,0-24	550	6	1.1	475	86.4	50	9.1	18	3.3	1	0.2

12835 OXFORDSHIRE Site No: 12835014 Location Site 14 - Wharf Rd, Eynsham
 Wed 08-Nov-23 to Tue 21-Nov-23 Channel: Westbound

TIME PERIOD	TOTAL VEHICLES	MOTOR-CYCLES	MOTOR-CYCLES%	CARS	CARS %	LGV	LGV %	HGV	HGV %	BUS	BUS %
Fri 10-Nov-23											
00:00	2	0	0.0	2	100.0	0	0.0	0	0.0	0	0.0
01:00	4	0	0.0	4	100.0	0	0.0	0	0.0	0	0.0
02:00	0	0	-	0	-	0	-	0	-	0	-
03:00	1	0	0.0	1	100.0	0	0.0	0	0.0	0	0.0
04:00	3	0	0.0	2	66.7	1	33.3	0	0.0	0	0.0
05:00	4	0	0.0	4	100.0	0	0.0	0	0.0	0	0.0
06:00	26	1	3.9	21	80.8	3	11.5	1	3.9	0	0.0
07:00	8	0	0.0	5	62.5	3	37.5	0	0.0	0	0.0
08:00	3	0	0.0	2	66.7	0	0.0	1	33.3	0	0.0
09:00	14	0	0.0	8	57.1	5	35.7	1	7.1	0	0.0
10:00	18	0	0.0	10	55.6	3	16.7	4	22.2	1	5.6
11:00	22	0	0.0	17	77.3	4	18.2	1	4.6	0	0.0
12:00	26	0	0.0	17	65.4	9	34.6	0	0.0	0	0.0
13:00	104	3	2.9	96	92.3	4	3.9	0	0.0	1	1.0
14:00	67	0	0.0	60	89.6	5	7.5	2	3.0	0	0.0
15:00	31	0	0.0	28	90.3	3	9.7	0	0.0	0	0.0
16:00	31	0	0.0	25	80.7	4	12.9	2	6.5	0	0.0
17:00	30	0	0.0	30	100.0	0	0.0	0	0.0	0	0.0
18:00	67	0	0.0	63	94.0	3	4.5	1	1.5	0	0.0
19:00	7	0	0.0	6	85.7	1	14.3	0	0.0	0	0.0
20:00	9	0	0.0	8	88.9	1	11.1	0	0.0	0	0.0
21:00	2	0	0.0	2	100.0	0	0.0	0	0.0	0	0.0
22:00	6	0	0.0	6	100.0	0	0.0	0	0.0	0	0.0
23:00	4	0	0.0	4	100.0	0	0.0	0	0.0	0	0.0
12H,7-19	421	3	0.7	361	85.8	43	10.2	12	2.9	2	0.5
16H,6-22	465	4	0.9	398	85.6	48	10.3	13	2.8	2	0.4
18H,6-24	475	4	0.8	408	85.9	48	10.1	13	2.7	2	0.4
24H,0-24	489	4	0.8	421	86.1	49	10.0	13	2.7	2	0.4

12835 OXFORDSHIRE Site No: 12835014 Location Site 14 - Wharf Rd, Eynsham
 Wed 08-Nov-23 to Tue 21-Nov-23 Channel: Westbound

TIME PERIOD	TOTAL VEHICLES	MOTOR-CYCLES	MOTOR-CYCLES%	CARS	CARS %	LGV	LGV %	HGV	HGV %	BUS	BUS %
Sat 11-Nov-23											
00:00	10	0	0.0	10	100.0	0	0.0	0	0.0	0	0.0
01:00	1	0	0.0	0	0.0	0	0.0	1	100.0	0	0.0
02:00	0	0	-	0	-	0	-	0	-	0	-
03:00	1	0	0.0	0	0.0	1	100.0	0	0.0	0	0.0
04:00	2	0	0.0	0	0.0	2	100.0	0	0.0	0	0.0
05:00	4	0	0.0	4	100.0	0	0.0	0	0.0	0	0.0
06:00	9	0	0.0	9	100.0	0	0.0	0	0.0	0	0.0
07:00	0	0	-	0	-	0	-	0	-	0	-
08:00	3	0	0.0	2	66.7	0	0.0	1	33.3	0	0.0
09:00	4	0	0.0	4	100.0	0	0.0	0	0.0	0	0.0
10:00	4	0	0.0	4	100.0	0	0.0	0	0.0	0	0.0
11:00	10	0	0.0	7	70.0	1	10.0	2	20.0	0	0.0
12:00	6	0	0.0	6	100.0	0	0.0	0	0.0	0	0.0
13:00	0	0	-	0	-	0	-	0	-	0	-
14:00	7	0	0.0	7	100.0	0	0.0	0	0.0	0	0.0
15:00	4	0	0.0	4	100.0	0	0.0	0	0.0	0	0.0
16:00	8	0	0.0	8	100.0	0	0.0	0	0.0	0	0.0
17:00	54	0	0.0	53	98.2	0	0.0	1	1.9	0	0.0
18:00	20	1	5.0	18	90.0	1	5.0	0	0.0	0	0.0
19:00	0	0	-	0	-	0	-	0	-	0	-
20:00	1	0	0.0	1	100.0	0	0.0	0	0.0	0	0.0
21:00	0	0	-	0	-	0	-	0	-	0	-
22:00	0	0	-	0	-	0	-	0	-	0	-
23:00	1	0	0.0	1	100.0	0	0.0	0	0.0	0	0.0
12H,7-19	120	1	0.8	113	94.2	2	1.7	4	3.3	0	0.0
16H,6-22	130	1	0.8	123	94.6	2	1.5	4	3.1	0	0.0
18H,6-24	131	1	0.8	124	94.7	2	1.5	4	3.1	0	0.0
24H,0-24	149	1	0.7	138	92.6	5	3.4	5	3.4	0	0.0

12835 OXFORDSHIRE Site No: 12835014 Location Site 14 - Wharf Rd, Eynsham
 Wed 08-Nov-23 to Tue 21-Nov-23 Channel: Westbound

TIME PERIOD	TOTAL VEHICLES	MOTOR-CYCLES	MOTOR-CYCLES%	CARS	CARS %	LGV	LGV %	HGV	HGV %	BUS	BUS %
Sun 12-Nov-23											
00:00	0	0	-	0	-	0	-	0	-	0	-
01:00	1	0	0.0	0	0.0	1	100.0	0	0.0	0	0.0
02:00	0	0	-	0	-	0	-	0	-	0	-
03:00	0	0	-	0	-	0	-	0	-	0	-
04:00	0	0	-	0	-	0	-	0	-	0	-
05:00	4	0	0.0	4	100.0	0	0.0	0	0.0	0	0.0
06:00	6	0	0.0	6	100.0	0	0.0	0	0.0	0	0.0
07:00	0	0	-	0	-	0	-	0	-	0	-
08:00	2	0	0.0	1	50.0	0	0.0	1	50.0	0	0.0
09:00	3	1	33.3	2	66.7	0	0.0	0	0.0	0	0.0
10:00	1	0	0.0	1	100.0	0	0.0	0	0.0	0	0.0
11:00	6	0	0.0	4	66.7	0	0.0	2	33.3	0	0.0
12:00	4	0	0.0	4	100.0	0	0.0	0	0.0	0	0.0
13:00	3	0	0.0	3	100.0	0	0.0	0	0.0	0	0.0
14:00	1	0	0.0	1	100.0	0	0.0	0	0.0	0	0.0
15:00	7	0	0.0	7	100.0	0	0.0	0	0.0	0	0.0
16:00	9	0	0.0	9	100.0	0	0.0	0	0.0	0	0.0
17:00	50	0	0.0	48	96.0	1	2.0	1	2.0	0	0.0
18:00	23	1	4.4	21	91.3	1	4.4	0	0.0	0	0.0
19:00	1	0	0.0	1	100.0	0	0.0	0	0.0	0	0.0
20:00	0	0	-	0	-	0	-	0	-	0	-
21:00	1	0	0.0	1	100.0	0	0.0	0	0.0	0	0.0
22:00	0	0	-	0	-	0	-	0	-	0	-
23:00	0	0	-	0	-	0	-	0	-	0	-
12H,7-19	109	2	1.8	101	92.7	2	1.8	4	3.7	0	0.0
16H,6-22	117	2	1.7	109	93.2	2	1.7	4	3.4	0	0.0
18H,6-24	117	2	1.7	109	93.2	2	1.7	4	3.4	0	0.0
24H,0-24	122	2	1.6	113	92.6	3	2.5	4	3.3	0	0.0

12835 OXFORDSHIRE Site No: 12835014 Location Site 14 - Wharf Rd, Eynsham
 Wed 08-Nov-23 to Tue 21-Nov-23 Channel: Westbound

TIME PERIOD	TOTAL VEHICLES	MOTOR-CYCLES	MOTOR-CYCLES%	CARS	CARS %	LGV	LGV %	HGV	HGV %	BUS	BUS %
Mon 13-Nov-23											
00:00	2	0	0.0	2	100.0	0	0.0	0	0.0	0	0.0
01:00	0	0	-	0	-	0	-	0	-	0	-
02:00	0	0	-	0	-	0	-	0	-	0	-
03:00	0	0	-	0	-	0	-	0	-	0	-
04:00	0	0	-	0	-	0	-	0	-	0	-
05:00	9	0	0.0	8	88.9	1	11.1	0	0.0	0	0.0
06:00	6	0	0.0	5	83.3	1	16.7	0	0.0	0	0.0
07:00	5	0	0.0	2	40.0	2	40.0	1	20.0	0	0.0
08:00	10	0	0.0	5	50.0	4	40.0	1	10.0	0	0.0
09:00	8	0	0.0	5	62.5	1	12.5	2	25.0	0	0.0
10:00	18	0	0.0	11	61.1	4	22.2	3	16.7	0	0.0
11:00	19	0	0.0	14	73.7	5	26.3	0	0.0	0	0.0
12:00	13	0	0.0	9	69.2	2	15.4	2	15.4	0	0.0
13:00	67	0	0.0	63	94.0	4	6.0	0	0.0	0	0.0
14:00	71	1	1.4	63	88.7	6	8.5	1	1.4	0	0.0
15:00	29	0	0.0	27	93.1	2	6.9	0	0.0	0	0.0
16:00	71	0	0.0	63	88.7	7	9.9	1	1.4	0	0.0
17:00	52	2	3.9	47	90.4	2	3.9	1	1.9	0	0.0
18:00	15	0	0.0	14	93.3	1	6.7	0	0.0	0	0.0
19:00	2	0	0.0	1	50.0	0	0.0	1	50.0	0	0.0
20:00	5	0	0.0	5	100.0	0	0.0	0	0.0	0	0.0
21:00	6	0	0.0	6	100.0	0	0.0	0	0.0	0	0.0
22:00	78	1	1.3	73	93.6	4	5.1	0	0.0	0	0.0
23:00	2	0	0.0	2	100.0	0	0.0	0	0.0	0	0.0
12H,7-19	378	3	0.8	323	85.5	40	10.6	12	3.2	0	0.0
16H,6-22	397	3	0.8	340	85.6	41	10.3	13	3.3	0	0.0
18H,6-24	477	4	0.8	415	87.0	45	9.4	13	2.7	0	0.0
24H,0-24	488	4	0.8	425	87.1	46	9.4	13	2.7	0	0.0

12835 OXFORDSHIRE Site No: 12835014 Location Site 14 - Wharf Rd, Eynsham
 Wed 08-Nov-23 to Tue 21-Nov-23 Channel: Westbound

TIME PERIOD	TOTAL VEHICLES	MOTOR-CYCLES	MOTOR-CYCLES%	CARS	CARS %	LGV	LGV %	HGV	HGV %	BUS	BUS %
Tue 14-Nov-23											
00:00	0	0	-	0	-	0	-	0	-	0	-
01:00	2	0	0.0	1	50.0	0	0.0	1	50.0	0	0.0
02:00	0	0	-	0	-	0	-	0	-	0	-
03:00	0	0	-	0	-	0	-	0	-	0	-
04:00	0	0	-	0	-	0	-	0	-	0	-
05:00	6	0	0.0	6	100.0	0	0.0	0	0.0	0	0.0
06:00	25	0	0.0	21	84.0	3	12.0	1	4.0	0	0.0
07:00	3	0	0.0	1	33.3	1	33.3	1	33.3	0	0.0
08:00	4	0	0.0	1	25.0	2	50.0	1	25.0	0	0.0
09:00	7	0	0.0	4	57.1	3	42.9	0	0.0	0	0.0
10:00	14	0	0.0	9	64.3	3	21.4	2	14.3	0	0.0
11:00	16	0	0.0	11	68.8	2	12.5	3	18.8	0	0.0
12:00	18	0	0.0	12	66.7	6	33.3	0	0.0	0	0.0
13:00	77	0	0.0	68	88.3	8	10.4	0	0.0	1	1.3
14:00	56	0	0.0	53	94.6	3	5.4	0	0.0	0	0.0
15:00	42	1	2.4	31	73.8	10	23.8	0	0.0	0	0.0
16:00	79	2	2.5	67	84.8	9	11.4	1	1.3	0	0.0
17:00	66	0	0.0	61	92.4	2	3.0	3	4.6	0	0.0
18:00	12	1	8.3	11	91.7	0	0.0	0	0.0	0	0.0
19:00	6	0	0.0	5	83.3	0	0.0	1	16.7	0	0.0
20:00	6	0	0.0	6	100.0	0	0.0	0	0.0	0	0.0
21:00	7	0	0.0	7	100.0	0	0.0	0	0.0	0	0.0
22:00	78	1	1.3	71	91.0	6	7.7	0	0.0	0	0.0
23:00	2	0	0.0	1	50.0	1	50.0	0	0.0	0	0.0
12H,7-19	394	4	1.0	329	83.5	49	12.4	11	2.8	1	0.3
16H,6-22	438	4	0.9	368	84.0	52	11.9	13	3.0	1	0.2
18H,6-24	518	5	1.0	440	84.9	59	11.4	13	2.5	1	0.2
24H,0-24	526	5	1.0	447	85.0	59	11.2	14	2.7	1	0.2

12835 OXFORDSHIRE Site No: 12835014 Location Site 14 - Wharf Rd, Eynsham
 Wed 08-Nov-23 to Tue 21-Nov-23 Channel: Westbound

TIME PERIOD	TOTAL VEHICLES	MOTOR-CYCLES	MOTOR-CYCLES%	CARS	CARS %	LGV	LGV %	HGV	HGV %	BUS	BUS %
Wed 15-Nov-23											
00:00	2	0	0.0	1	50.0	1	50.0	0	0.0	0	0.0
01:00	0	0	-	0	-	0	-	0	-	0	-
02:00	0	0	-	0	-	0	-	0	-	0	-
03:00	0	0	-	0	-	0	-	0	-	0	-
04:00	1	0	0.0	0	0.0	1	100.0	0	0.0	0	0.0
05:00	2	0	0.0	1	50.0	1	50.0	0	0.0	0	0.0
06:00	32	0	0.0	28	87.5	3	9.4	1	3.1	0	0.0
07:00	5	0	0.0	1	20.0	3	60.0	1	20.0	0	0.0
08:00	4	0	0.0	2	50.0	1	25.0	1	25.0	0	0.0
09:00	10	0	0.0	5	50.0	3	30.0	2	20.0	0	0.0
10:00	16	0	0.0	8	50.0	5	31.3	3	18.8	0	0.0
11:00	19	0	0.0	9	47.4	9	47.4	1	5.3	0	0.0
12:00	26	0	0.0	22	84.6	3	11.5	0	0.0	1	3.9
13:00	70	1	1.4	62	88.6	6	8.6	1	1.4	0	0.0
14:00	69	1	1.5	65	94.2	2	2.9	1	1.5	0	0.0
15:00	55	2	3.6	50	90.9	3	5.5	0	0.0	0	0.0
16:00	83	1	1.2	78	94.0	4	4.8	0	0.0	0	0.0
17:00	61	0	0.0	57	93.4	3	4.9	1	1.6	0	0.0
18:00	22	0	0.0	22	100.0	0	0.0	0	0.0	0	0.0
19:00	4	0	0.0	4	100.0	0	0.0	0	0.0	0	0.0
20:00	10	0	0.0	9	90.0	0	0.0	1	10.0	0	0.0
21:00	8	0	0.0	8	100.0	0	0.0	0	0.0	0	0.0
22:00	74	2	2.7	67	90.5	5	6.8	0	0.0	0	0.0
23:00	4	0	0.0	4	100.0	0	0.0	0	0.0	0	0.0
12H,7-19	440	5	1.1	381	86.6	42	9.6	11	2.5	1	0.2
16H,6-22	494	5	1.0	430	87.0	45	9.1	13	2.6	1	0.2
18H,6-24	572	7	1.2	501	87.6	50	8.7	13	2.3	1	0.2
24H,0-24	577	7	1.2	503	87.2	53	9.2	13	2.3	1	0.2

12835 OXFORDSHIRE Site No: 12835014 Location Site 14 - Wharf Rd, Eynsham
 Wed 08-Nov-23 to Tue 21-Nov-23 Channel: Westbound

TIME PERIOD	TOTAL VEHICLES	MOTOR-CYCLES	MOTOR-CYCLES%	CARS	CARS %	LGV	LGV %	HGV	HGV %	BUS	BUS %
Thu 16-Nov-23											
00:00	0	0	-	0	-	0	-	0	-	0	-
01:00	1	0	0.0	0	0.0	0	0.0	1	100.0	0	0.0
02:00	1	0	0.0	1	100.0	0	0.0	0	0.0	0	0.0
03:00	0	0	-	0	-	0	-	0	-	0	-
04:00	2	0	0.0	2	100.0	0	0.0	0	0.0	0	0.0
05:00	4	0	0.0	4	100.0	0	0.0	0	0.0	0	0.0
06:00	29	0	0.0	27	93.1	2	6.9	0	0.0	0	0.0
07:00	5	0	0.0	2	40.0	1	20.0	2	40.0	0	0.0
08:00	9	0	0.0	4	44.4	3	33.3	2	22.2	0	0.0
09:00	9	0	0.0	4	44.4	3	33.3	2	22.2	0	0.0
10:00	21	0	0.0	15	71.4	5	23.8	1	4.8	0	0.0
11:00	12	0	0.0	7	58.3	3	25.0	2	16.7	0	0.0
12:00	17	1	5.9	10	58.8	5	29.4	1	5.9	0	0.0
13:00	65	1	1.5	59	90.8	4	6.2	0	0.0	1	1.5
14:00	67	1	1.5	63	94.0	2	3.0	1	1.5	0	0.0
15:00	30	0	0.0	25	83.3	5	16.7	0	0.0	0	0.0
16:00	68	0	0.0	62	91.2	5	7.4	1	1.5	0	0.0
17:00	61	1	1.6	55	90.2	4	6.6	1	1.6	0	0.0
18:00	22	0	0.0	21	95.5	1	4.6	0	0.0	0	0.0
19:00	6	1	16.7	5	83.3	0	0.0	0	0.0	0	0.0
20:00	9	0	0.0	8	88.9	0	0.0	1	11.1	0	0.0
21:00	6	0	0.0	5	83.3	1	16.7	0	0.0	0	0.0
22:00	75	1	1.3	67	89.3	7	9.3	0	0.0	0	0.0
23:00	1	0	0.0	1	100.0	0	0.0	0	0.0	0	0.0
12H,7-19	386	4	1.0	327	84.7	41	10.6	13	3.4	1	0.3
16H,6-22	436	5	1.2	372	85.3	44	10.1	14	3.2	1	0.2
18H,6-24	512	6	1.2	440	85.9	51	10.0	14	2.7	1	0.2
24H,0-24	520	6	1.2	447	86.0	51	9.8	15	2.9	1	0.2

12835 OXFORDSHIRE Site No: 12835014 Location Site 14 - Wharf Rd, Eynsham
 Wed 08-Nov-23 to Tue 21-Nov-23 Channel: Westbound

TIME PERIOD	TOTAL VEHICLES	MOTOR-CYCLES	MOTOR-CYCLES%	CARS	CARS %	LGV	LGV %	HGV	HGV %	BUS	BUS %
Fri 17-Nov-23											
00:00	2	0	0.0	2	100.0	0	0.0	0	0.0	0	0.0
01:00	2	0	0.0	1	50.0	1	50.0	0	0.0	0	0.0
02:00	0	0	-	0	-	0	-	0	-	0	-
03:00	0	0	-	0	-	0	-	0	-	0	-
04:00	2	0	0.0	1	50.0	1	50.0	0	0.0	0	0.0
05:00	6	0	0.0	6	100.0	0	0.0	0	0.0	0	0.0
06:00	26	0	0.0	20	76.9	5	19.2	1	3.9	0	0.0
07:00	5	0	0.0	3	60.0	1	20.0	1	20.0	0	0.0
08:00	6	1	16.7	0	0.0	3	50.0	2	33.3	0	0.0
09:00	10	0	0.0	4	40.0	4	40.0	2	20.0	0	0.0
10:00	25	0	0.0	15	60.0	8	32.0	2	8.0	0	0.0
11:00	25	0	0.0	17	68.0	5	20.0	3	12.0	0	0.0
12:00	43	0	0.0	36	83.7	5	11.6	1	2.3	1	2.3
13:00	115	2	1.7	108	93.9	5	4.4	0	0.0	0	0.0
14:00	54	0	0.0	48	88.9	3	5.6	2	3.7	1	1.9
15:00	38	0	0.0	35	92.1	2	5.3	1	2.6	0	0.0
16:00	22	0	0.0	19	86.4	2	9.1	1	4.6	0	0.0
17:00	36	0	0.0	34	94.4	2	5.6	0	0.0	0	0.0
18:00	53	3	5.7	46	86.8	4	7.6	0	0.0	0	0.0
19:00	3	0	0.0	3	100.0	0	0.0	0	0.0	0	0.0
20:00	0	0	-	0	-	0	-	0	-	0	-
21:00	4	0	0.0	4	100.0	0	0.0	0	0.0	0	0.0
22:00	1	0	0.0	1	100.0	0	0.0	0	0.0	0	0.0
23:00	4	0	0.0	4	100.0	0	0.0	0	0.0	0	0.0
12H,7-19	432	6	1.4	365	84.5	44	10.2	15	3.5	2	0.5
16H,6-22	465	6	1.3	392	84.3	49	10.5	16	3.4	2	0.4
18H,6-24	470	6	1.3	397	84.5	49	10.4	16	3.4	2	0.4
24H,0-24	482	6	1.2	407	84.4	51	10.6	16	3.3	2	0.4

12835 OXFORDSHIRE Site No: 12835014 Location Site 14 - Wharf Rd, Eynsham
 Wed 08-Nov-23 to Tue 21-Nov-23 Channel: Westbound

TIME PERIOD	TOTAL VEHICLES	MOTOR-CYCLES	MOTOR-CYCLES%	CARS	CARS %	LGV	LGV %	HGV	HGV %	BUS	BUS %
Sat 18-Nov-23											
00:00	15	0	0.0	14	93.3	1	6.7	0	0.0	0	0.0
01:00	0	0	-	0	-	0	-	0	-	0	-
02:00	1	0	0.0	1	100.0	0	0.0	0	0.0	0	0.0
03:00	0	0	-	0	-	0	-	0	-	0	-
04:00	0	0	-	0	-	0	-	0	-	0	-
05:00	4	0	0.0	4	100.0	0	0.0	0	0.0	0	0.0
06:00	3	0	0.0	3	100.0	0	0.0	0	0.0	0	0.0
07:00	1	0	0.0	0	0.0	0	0.0	1	100.0	0	0.0
08:00	5	0	0.0	2	40.0	1	20.0	2	40.0	0	0.0
09:00	2	0	0.0	2	100.0	0	0.0	0	0.0	0	0.0
10:00	1	0	0.0	1	100.0	0	0.0	0	0.0	0	0.0
11:00	11	0	0.0	9	81.8	1	9.1	1	9.1	0	0.0
12:00	3	0	0.0	3	100.0	0	0.0	0	0.0	0	0.0
13:00	4	0	0.0	4	100.0	0	0.0	0	0.0	0	0.0
14:00	2	0	0.0	2	100.0	0	0.0	0	0.0	0	0.0
15:00	5	0	0.0	4	80.0	1	20.0	0	0.0	0	0.0
16:00	6	0	0.0	6	100.0	0	0.0	0	0.0	0	0.0
17:00	57	0	0.0	56	98.3	0	0.0	1	1.8	0	0.0
18:00	19	1	5.3	17	89.5	1	5.3	0	0.0	0	0.0
19:00	11	0	0.0	9	81.8	0	0.0	2	18.2	0	0.0
20:00	0	0	-	0	-	0	-	0	-	0	-
21:00	0	0	-	0	-	0	-	0	-	0	-
22:00	1	0	0.0	1	100.0	0	0.0	0	0.0	0	0.0
23:00	0	0	-	0	-	0	-	0	-	0	-
12H,7-19	116	1	0.9	106	91.4	4	3.5	5	4.3	0	0.0
16H,6-22	130	1	0.8	118	90.8	4	3.1	7	5.4	0	0.0
18H,6-24	131	1	0.8	119	90.8	4	3.1	7	5.3	0	0.0
24H,0-24	151	1	0.7	138	91.4	5	3.3	7	4.6	0	0.0

12835 OXFORDSHIRE Site No: 12835014 Location Site 14 - Wharf Rd, Eynsham
 Wed 08-Nov-23 to Tue 21-Nov-23 Channel: Westbound

TIME PERIOD	TOTAL VEHICLES	MOTOR-CYCLES	MOTOR-CYCLES%	CARS	CARS %	LGV	LGV %	HGV	HGV %	BUS	BUS %
Sun 19-Nov-23											
00:00	0	0	-	0	-	0	-	0	-	0	-
01:00	0	0	-	0	-	0	-	0	-	0	-
02:00	0	0	-	0	-	0	-	0	-	0	-
03:00	0	0	-	0	-	0	-	0	-	0	-
04:00	0	0	-	0	-	0	-	0	-	0	-
05:00	5	0	0.0	5	100.0	0	0.0	0	0.0	0	0.0
06:00	0	0	-	0	-	0	-	0	-	0	-
07:00	0	0	-	0	-	0	-	0	-	0	-
08:00	0	0	-	0	-	0	-	0	-	0	-
09:00	2	0	0.0	1	50.0	0	0.0	1	50.0	0	0.0
10:00	2	0	0.0	2	100.0	0	0.0	0	0.0	0	0.0
11:00	5	1	20.0	3	60.0	0	0.0	1	20.0	0	0.0
12:00	6	0	0.0	5	83.3	0	0.0	1	16.7	0	0.0
13:00	3	0	0.0	2	66.7	1	33.3	0	0.0	0	0.0
14:00	3	0	0.0	3	100.0	0	0.0	0	0.0	0	0.0
15:00	3	0	0.0	3	100.0	0	0.0	0	0.0	0	0.0
16:00	8	0	0.0	8	100.0	0	0.0	0	0.0	0	0.0
17:00	61	0	0.0	61	100.0	0	0.0	0	0.0	0	0.0
18:00	14	1	7.1	12	85.7	1	7.1	0	0.0	0	0.0
19:00	6	0	0.0	6	100.0	0	0.0	0	0.0	0	0.0
20:00	1	0	0.0	1	100.0	0	0.0	0	0.0	0	0.0
21:00	0	0	-	0	-	0	-	0	-	0	-
22:00	0	0	-	0	-	0	-	0	-	0	-
23:00	1	0	0.0	1	100.0	0	0.0	0	0.0	0	0.0
12H,7-19	107	2	1.9	100	93.5	2	1.9	3	2.8	0	0.0
16H,6-22	114	2	1.8	107	93.9	2	1.8	3	2.6	0	0.0
18H,6-24	115	2	1.7	108	93.9	2	1.7	3	2.6	0	0.0
24H,0-24	120	2	1.7	113	94.2	2	1.7	3	2.5	0	0.0

12835 OXFORDSHIRE Site No: 12835014 Location Site 14 - Wharf Rd, Eynsham
 Wed 08-Nov-23 to Tue 21-Nov-23 Channel: Westbound

TIME PERIOD	TOTAL VEHICLES	MOTOR-CYCLES	MOTOR-CYCLES%	CARS	CARS %	LGV	LGV %	HGV	HGV %	BUS	BUS %
Mon 20-Nov-23											
00:00	0	0	-	0	-	0	-	0	-	0	-
01:00	1	0	0.0	0	0.0	1	100.0	0	0.0	0	0.0
02:00	1	0	0.0	1	100.0	0	0.0	0	0.0	0	0.0
03:00	2	0	0.0	1	50.0	1	50.0	0	0.0	0	0.0
04:00	2	0	0.0	2	100.0	0	0.0	0	0.0	0	0.0
05:00	0	0	-	0	-	0	-	0	-	0	-
06:00	7	0	0.0	3	42.9	2	28.6	2	28.6	0	0.0
07:00	10	0	0.0	3	30.0	3	30.0	4	40.0	0	0.0
08:00	9	0	0.0	6	66.7	2	22.2	1	11.1	0	0.0
09:00	6	0	0.0	4	66.7	2	33.3	0	0.0	0	0.0
10:00	15	0	0.0	4	26.7	6	40.0	4	26.7	1	6.7
11:00	13	0	0.0	9	69.2	3	23.1	1	7.7	0	0.0
12:00	11	0	0.0	7	63.6	2	18.2	2	18.2	0	0.0
13:00	67	1	1.5	56	83.6	10	14.9	0	0.0	0	0.0
14:00	77	0	0.0	68	88.3	6	7.8	3	3.9	0	0.0
15:00	44	1	2.3	38	86.4	5	11.4	0	0.0	0	0.0
16:00	59	2	3.4	53	89.8	2	3.4	2	3.4	0	0.0
17:00	56	3	5.4	50	89.3	2	3.6	1	1.8	0	0.0
18:00	19	0	0.0	18	94.7	1	5.3	0	0.0	0	0.0
19:00	3	0	0.0	3	100.0	0	0.0	0	0.0	0	0.0
20:00	7	0	0.0	6	85.7	0	0.0	1	14.3	0	0.0
21:00	10	0	0.0	10	100.0	0	0.0	0	0.0	0	0.0
22:00	79	2	2.5	76	96.2	1	1.3	0	0.0	0	0.0
23:00	14	0	0.0	14	100.0	0	0.0	0	0.0	0	0.0
12H,7-19	386	7	1.8	316	81.9	44	11.4	18	4.7	1	0.3
16H,6-22	413	7	1.7	338	81.8	46	11.1	21	5.1	1	0.2
18H,6-24	506	9	1.8	428	84.6	47	9.3	21	4.2	1	0.2
24H,0-24	512	9	1.8	432	84.4	49	9.6	21	4.1	1	0.2

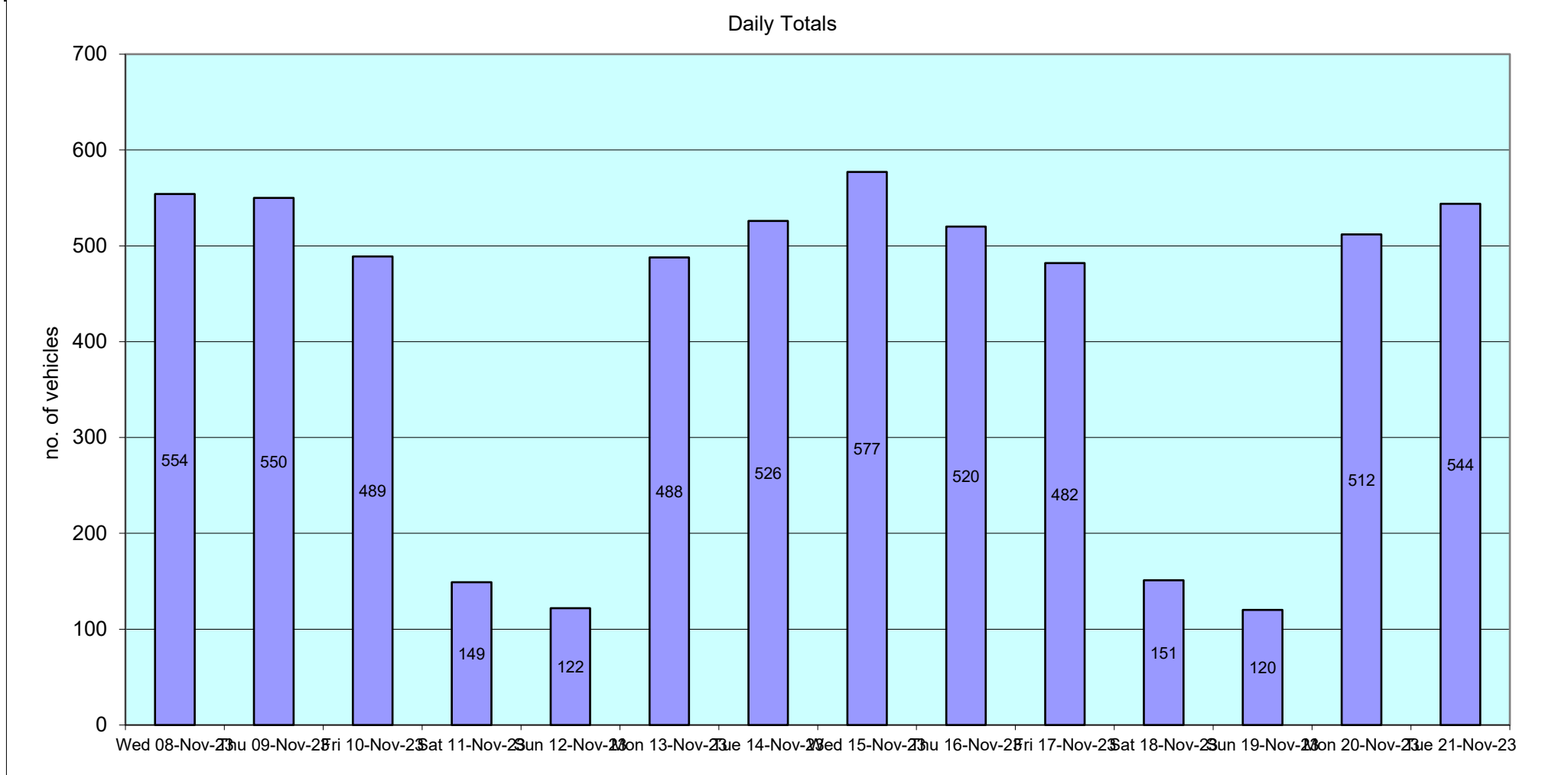
12835 OXFORDSHIRE Site No: 12835014 Location Site 14 - Wharf Rd, Eynsham
 Wed 08-Nov-23 to Tue 21-Nov-23 Channel: Westbound

TIME PERIOD	TOTAL VEHICLES	MOTOR-CYCLES	MOTOR-CYCLES%	CARS	CARS %	LGV	LGV %	HGV	HGV %	BUS	BUS %
Tue 21-Nov-23											
00:00	1	0	0.0	1	100.0	0	0.0	0	0.0	0	0.0
01:00	0	0	-	0	-	0	-	0	-	0	-
02:00	0	0	-	0	-	0	-	0	-	0	-
03:00	0	0	-	0	-	0	-	0	-	0	-
04:00	3	0	0.0	3	100.0	0	0.0	0	0.0	0	0.0
05:00	3	0	0.0	3	100.0	0	0.0	0	0.0	0	0.0
06:00	29	0	0.0	25	86.2	4	13.8	0	0.0	0	0.0
07:00	8	0	0.0	3	37.5	3	37.5	2	25.0	0	0.0
08:00	4	0	0.0	1	25.0	2	50.0	1	25.0	0	0.0
09:00	6	0	0.0	4	66.7	0	0.0	2	33.3	0	0.0
10:00	17	0	0.0	9	52.9	5	29.4	3	17.7	0	0.0
11:00	16	0	0.0	9	56.3	5	31.3	2	12.5	0	0.0
12:00	20	1	5.0	14	70.0	2	10.0	2	10.0	1	5.0
13:00	66	1	1.5	58	87.9	5	7.6	2	3.0	0	0.0
14:00	64	1	1.6	52	81.3	9	14.1	2	3.1	0	0.0
15:00	43	1	2.3	38	88.4	3	7.0	1	2.3	0	0.0
16:00	73	1	1.4	63	86.3	9	12.3	0	0.0	0	0.0
17:00	54	0	0.0	51	94.4	1	1.9	1	1.9	1	1.9
18:00	24	0	0.0	22	91.7	2	8.3	0	0.0	0	0.0
19:00	4	0	0.0	4	100.0	0	0.0	0	0.0	0	0.0
20:00	4	0	0.0	4	100.0	0	0.0	0	0.0	0	0.0
21:00	9	0	0.0	8	88.9	1	11.1	0	0.0	0	0.0
22:00	84	0	0.0	81	96.4	3	3.6	0	0.0	0	0.0
23:00	12	0	0.0	12	100.0	0	0.0	0	0.0	0	0.0
12H,7-19	395	5	1.3	324	82.0	46	11.7	18	4.6	2	0.5
16H,6-22	441	5	1.1	365	82.8	51	11.6	18	4.1	2	0.5
18H,6-24	537	5	0.9	458	85.3	54	10.1	18	3.4	2	0.4
24H,0-24	544	5	0.9	465	85.5	54	9.9	18	3.3	2	0.4

12835 OXFORDSHIRE Site No: 12835014 Location Site 14 - Wharf Rd, Eynsham
 Wed 08-Nov-23 to Tue 21-Nov-23 Channel: Westbound

TIME PERIOD	TOTAL VEHICLES	MOTOR-CYCLES	MOTOR-CYCLES%	CARS	CARS %	LGV	LGV %	HGV	HGV %	BUS	BUS %
Daily Totals											
Wed 08-Nov-23	554	2	0.4	471	85.0	59	10.7	19	3.4	3	0.5
Thu 09-Nov-23	550	6	1.1	475	86.4	50	9.1	18	3.3	1	0.2
Fri 10-Nov-23	489	4	0.8	421	86.1	49	10.0	13	2.7	2	0.4
Sat 11-Nov-23	149	1	0.7	138	92.6	5	3.4	5	3.4	0	0.0
Sun 12-Nov-23	122	2	1.6	113	92.6	3	2.5	4	3.3	0	0.0
Mon 13-Nov-23	488	4	0.8	425	87.1	46	9.4	13	2.7	0	0.0
Tue 14-Nov-23	526	5	1.0	447	85.0	59	11.2	14	2.7	1	0.2
Wed 15-Nov-23	577	7	1.2	503	87.2	53	9.2	13	2.3	1	0.2
Thu 16-Nov-23	520	6	1.2	447	86.0	51	9.8	15	2.9	1	0.2
Fri 17-Nov-23	482	6	1.2	407	84.4	51	10.6	16	3.3	2	0.4
Sat 18-Nov-23	151	1	0.7	138	91.4	5	3.3	7	4.6	0	0.0
Sun 19-Nov-23	120	2	1.7	113	94.2	2	1.7	3	2.5	0	0.0
Mon 20-Nov-23	512	9	1.8	432	84.4	49	9.6	21	4.1	1	0.2
Tue 21-Nov-23	544	5	0.9	465	85.5	54	9.9	18	3.3	2	0.4

TIME PERIOD	TOTAL VEHICLES	MOTOR-CYCLES	MOTOR-CYCLES%	CARS	CARS %	LGV	LGV %	HGV	HGV %	BUS	BUS %
Total Vehicles											
[-]	5784	60	1.1	4995	87.7	536	7.9	179	3.2	14	0.2



12835 OXFORDSHIRE Site No: 12835014 Location Site 14 - Wharf Rd, Eynsham
 Wed 08-Nov-23 to Tue 21-Nov-23 Channel: Westbound

Time Period	Total Vehicles	85%ile Speed	Mean Speed	Stand Dev.	<11Mph	11-<16	16-<21	21-<26	26-<31	31-<36	36-<41	41-<46	46-<51	51-<56	56-<61	=>61
Wed 08-Nov-23																
00:00	1	-	13.5	-	0	1	0	0	0	0	0	0	0	0	0	0
01:00	1	-	13.5	-	0	1	0	0	0	0	0	0	0	0	0	0
02:00	1	-	18.5	-	0	0	1	0	0	0	0	0	0	0	0	0
03:00	0	-	-	-	0	0	0	0	0	0	0	0	0	0	0	0
04:00	2	-	21	3.5	0	0	1	1	0	0	0	0	0	0	0	0
05:00	3	-	18.5	1.7	0	0	3	0	0	0	0	0	0	0	0	0
06:00	32	31.7	26.2	6.1	0	0	7	9	10	5	0	1	0	0	0	0
07:00	4	-	19.8	6.4	0	1	2	0	1	0	0	0	0	0	0	0
08:00	8	-	16	3.1	0	4	4	0	0	0	0	0	0	0	0	0
09:00	4	-	18.5	6	0	2	0	2	0	0	0	0	0	0	0	0
10:00	22	26.3	21.7	5.6	0	4	5	9	3	1	0	0	0	0	0	0
11:00	20	22.9	19.3	5.1	1	2	12	4	0	1	0	0	0	0	0	0
12:00	26	27.6	20.4	6	0	6	11	3	5	1	0	0	0	0	0	0
13:00	60	23.3	18.6	4.6	2	13	30	12	3	0	0	0	0	0	0	0
14:00	76	28.1	20.6	6.6	4	14	26	16	10	6	0	0	0	0	0	0
15:00	37	25.7	21.7	5.1	0	4	12	16	3	2	0	0	0	0	0	0
16:00	75	25.4	21	5	0	7	36	23	8	0	0	1	0	0	0	0
17:00	56	29	22.6	5.9	0	5	22	11	15	2	1	0	0	0	0	0
18:00	18	25	21	5.1	0	2	8	6	1	1	0	0	0	0	0	0
19:00	5	-	22.5	6.6	0	1	1	1	2	0	0	0	0	0	0	0
20:00	14	25.4	21.7	4	0	0	7	5	2	0	0	0	0	0	0	0
21:00	4	-	23.5	4.2	0	0	1	2	1	0	0	0	0	0	0	0
22:00	76	29.4	23.6	5.4	0	5	21	22	24	4	0	0	0	0	0	0
23:00	9	-	19.6	3.6	0	1	5	3	0	0	0	0	0	0	0	0
12H,7-19	406	26.4	20.6	5.6	7	64	168	102	49	14	1	1	0	0	0	0
16H,6-22	461	27.3	21.1	5.8	7	65	184	119	64	19	1	2	0	0	0	0
18H,6-24	546	27.8	21.4	5.8	7	71	210	144	88	23	1	2	0	0	0	0
24H,0-24	554	27.7	21.4	5.8	7	73	215	145	88	23	1	2	0	0	0	0

12835 OXFORDSHIRE Site No: 12835014 Location Site 14 - Wharf Rd, Eynsham
 Wed 08-Nov-23 to Tue 21-Nov-23 Channel: Westbound

Time Period	Total Vehicles	85%ile Speed	Mean Speed	Stand Dev.	<11Mph	11-<16	16-<21	21-<26	26-<31	31-<36	36-<41	41-<46	46-<51	51-<56	56-<61	=>61
Thu 09-Nov-23																
00:00	1	-	18.5	-	0	0	1	0	0	0	0	0	0	0	0	0
01:00	0	-	-	-	0	0	0	0	0	0	0	0	0	0	0	0
02:00	0	-	-	-	0	0	0	0	0	0	0	0	0	0	0	0
03:00	0	-	-	-	0	0	0	0	0	0	0	0	0	0	0	0
04:00	2	-	26	3.5	0	0	0	1	1	0	0	0	0	0	0	0
05:00	4	-	19.8	10.3	1	1	0	0	2	0	0	0	0	0	0	0
06:00	21	31.4	24.9	6.9	0	3	3	4	7	4	0	0	0	0	0	0
07:00	4	-	21	3.2	0	0	2	2	0	0	0	0	0	0	0	0
08:00	2	-	18.5	7.1	0	1	0	1	0	0	0	0	0	0	0	0
09:00	12	24.5	19.8	6.6	0	4	4	2	1	1	0	0	0	0	0	0
10:00	17	27.2	21.5	6	1	2	4	6	4	0	0	0	0	0	0	0
11:00	18	25.5	21	5.7	0	3	7	5	2	1	0	0	0	0	0	0
12:00	23	24.4	20	5.1	0	4	11	6	1	1	0	0	0	0	0	0
13:00	72	27.5	20.9	6.1	2	12	27	17	9	5	0	0	0	0	0	0
14:00	62	30.1	24.3	6.3	0	6	14	14	22	4	2	0	0	0	0	0
15:00	40	25.5	20.8	5.7	1	7	12	15	3	2	0	0	0	0	0	0
16:00	87	25.1	20.8	4.5	1	8	36	35	6	1	0	0	0	0	0	0
17:00	57	28.1	21.7	5.3	0	6	25	11	14	1	0	0	0	0	0	0
18:00	20	25.1	21.3	4.9	0	2	8	8	1	1	0	0	0	0	0	0
19:00	12	27.8	23.5	5.4	0	1	2	6	2	1	0	0	0	0	0	0
20:00	3	-	18.5	1.7	0	0	3	0	0	0	0	0	0	0	0	0
21:00	12	30.3	26	5.2	0	0	2	4	4	2	0	0	0	0	0	0
22:00	70	30.3	23.6	6.6	0	8	18	20	15	6	3	0	0	0	0	0
23:00	11	24.6	21.2	3.7	0	0	6	4	1	0	0	0	0	0	0	0
12H,7-19	414	27.5	21.4	5.6	5	55	150	122	63	17	2	0	0	0	0	0
16H,6-22	462	28.1	21.7	5.7	5	59	160	136	76	24	2	0	0	0	0	0
18H,6-24	543	28.4	22	5.9	5	67	184	160	92	30	5	0	0	0	0	0
24H,0-24	550	28.5	22	5.9	6	68	185	161	95	30	5	0	0	0	0	0

12835 OXFORDSHIRE Site No: 12835014 Location Site 14 - Wharf Rd, Eynsham
 Wed 08-Nov-23 to Tue 21-Nov-23 Channel: Westbound

Time Period	Total Vehicles	85%ile Speed	Mean Speed	Stand Dev.	<11Mph	11-<16	16-<21	21-<26	26-<31	31-<36	36-<41	41-<46	46-<51	51-<56	56-<61	=>61
Fri 10-Nov-23																
00:00	2	-	21	3.5	0	0	1	1	0	0	0	0	0	0	0	0
01:00	4	-	27.3	10.4	0	1	0	0	2	0	1	0	0	0	0	0
02:00	0	-	-	-	0	0	0	0	0	0	0	0	0	0	0	0
03:00	1	-	28.5	-	0	0	0	0	1	0	0	0	0	0	0	0
04:00	3	-	25.2	5.9	0	0	1	0	2	0	0	0	0	0	0	0
05:00	4	-	21	6.5	0	1	1	1	1	0	0	0	0	0	0	0
06:00	26	31.8	25.6	7.8	0	2	6	5	8	4	0	0	1	0	0	0
07:00	8	-	17.9	3.5	0	2	5	1	0	0	0	0	0	0	0	0
08:00	3	-	18.5	5	0	1	1	1	0	0	0	0	0	0	0	0
09:00	14	28.3	22.4	5.8	0	1	6	3	3	1	0	0	0	0	0	0
10:00	18	24.2	19.1	5.3	1	4	6	6	1	0	0	0	0	0	0	0
11:00	22	24.7	20.8	5	0	4	6	11	0	1	0	0	0	0	0	0
12:00	26	28.2	22.5	6	0	3	8	8	6	0	1	0	0	0	0	0
13:00	104	29.2	22.3	5.9	1	8	44	22	20	9	0	0	0	0	0	0
14:00	67	28.8	22.5	5.9	3	3	21	20	17	3	0	0	0	0	0	0
15:00	31	29.2	22.5	7.3	1	4	9	8	6	2	0	1	0	0	0	0
16:00	31	26.7	21.9	4.8	0	3	10	12	6	0	0	0	0	0	0	0
17:00	30	29.8	22.2	7	0	5	11	6	4	3	1	0	0	0	0	0
18:00	67	30.1	23.4	5.9	0	5	21	19	14	8	0	0	0	0	0	0
19:00	7	-	24.9	7	0	1	1	1	3	1	0	0	0	0	0	0
20:00	9	-	24.6	8.3	0	2	1	2	1	3	0	0	0	0	0	0
21:00	2	-	33.5	7.1	0	0	0	0	1	0	1	0	0	0	0	0
22:00	6	-	31.8	5.3	0	0	0	1	1	3	1	0	0	0	0	0
23:00	4	-	24.8	4.9	0	0	1	1	2	0	0	0	0	0	0	0
12H,7-19	421	28.8	22.2	6	6	43	148	117	77	27	2	1	0	0	0	0
16H,6-22	465	29.3	22.5	6.2	6	48	156	125	90	35	3	1	1	0	0	0
18H,6-24	475	29.5	22.7	6.3	6	48	157	127	93	38	4	1	1	0	0	0
24H,0-24	489	29.5	22.7	6.3	6	50	160	129	99	38	5	1	1	0	0	0

12835 OXFORDSHIRE Site No: 12835014 Location Site 14 - Wharf Rd, Eynsham
 Wed 08-Nov-23 to Tue 21-Nov-23 Channel: Westbound

Time Period	Total Vehicles	85%ile Speed	Mean Speed	Stand Dev.	<11Mph	11-<16	16-<21	21-<26	26-<31	31-<36	36-<41	41-<46	46-<51	51-<56	56-<61	=>61
Sat 11-Nov-23																
00:00	10	31	27.5	5.3	0	0	0	5	3	1	1	0	0	0	0	0
01:00	1	-	13.5	-	0	1	0	0	0	0	0	0	0	0	0	0
02:00	0	-	-	-	0	0	0	0	0	0	0	0	0	0	0	0
03:00	1	-	28.5	-	0	0	0	0	1	0	0	0	0	0	0	0
04:00	2	-	21	10.6	0	1	0	0	1	0	0	0	0	0	0	0
05:00	4	-	26	3.2	0	0	0	2	2	0	0	0	0	0	0	0
06:00	9	-	25.7	5.2	0	0	2	2	4	1	0	0	0	0	0	0
07:00	0	-	-	-	0	0	0	0	0	0	0	0	0	0	0	0
08:00	3	-	21.8	3.1	0	0	1	2	0	0	0	0	0	0	0	0
09:00	4	-	23.5	10.1	0	0	3	0	0	0	1	0	0	0	0	0
10:00	4	-	24.8	8.5	0	1	0	1	1	1	0	0	0	0	0	0
11:00	10	26	20.5	5	0	1	6	1	2	0	0	0	0	0	0	0
12:00	6	-	22.7	7.4	0	1	2	1	1	1	0	0	0	0	0	0
13:00	0	-	-	-	0	0	0	0	0	0	0	0	0	0	0	0
14:00	7	-	19.9	4.9	0	1	4	1	1	0	0	0	0	0	0	0
15:00	4	-	21	3.2	0	0	2	2	0	0	0	0	0	0	0	0
16:00	8	-	19.8	3.8	0	1	4	3	0	0	0	0	0	0	0	0
17:00	54	26.9	21.6	5.4	0	5	24	15	8	1	1	0	0	0	0	0
18:00	20	29.5	23.5	6	0	2	5	6	5	2	0	0	0	0	0	0
19:00	0	-	-	-	0	0	0	0	0	0	0	0	0	0	0	0
20:00	1	-	18.5	-	0	0	1	0	0	0	0	0	0	0	0	0
21:00	0	-	-	-	0	0	0	0	0	0	0	0	0	0	0	0
22:00	0	-	-	-	0	0	0	0	0	0	0	0	0	0	0	0
23:00	1	-	28.5	-	0	0	0	0	1	0	0	0	0	0	0	0
12H,7-19	120	27.8	21.8	5.6	0	12	51	32	18	5	2	0	0	0	0	0
16H,6-22	130	28.3	22	5.7	0	12	54	34	22	6	2	0	0	0	0	0
18H,6-24	131	28.4	22.1	5.7	0	12	54	34	23	6	2	0	0	0	0	0
24H,0-24	149	28.9	22.5	5.8	0	14	54	41	30	7	3	0	0	0	0	0

12835 OXFORDSHIRE Site No: 12835014 Location Site 14 - Wharf Rd, Eynsham
 Wed 08-Nov-23 to Tue 21-Nov-23 Channel: Westbound

Time Period	Total Vehicles	85%ile Speed	Mean Speed	Stand Dev.	<11Mph	11-<16	16-<21	21-<26	26-<31	31-<36	36-<41	41-<46	46-<51	51-<56	56-<61	=>61
Sun 12-Nov-23																
00:00	0	-	-	-	0	0	0	0	0	0	0	0	0	0	0	0
01:00	1	-	13.5	-	0	1	0	0	0	0	0	0	0	0	0	0
02:00	0	-	-	-	0	0	0	0	0	0	0	0	0	0	0	0
03:00	0	-	-	-	0	0	0	0	0	0	0	0	0	0	0	0
04:00	0	-	-	-	0	0	0	0	0	0	0	0	0	0	0	0
05:00	4	-	27.3	4.9	0	0	0	2	1	1	0	0	0	0	0	0
06:00	6	-	27.7	6.7	0	0	1	1	3	0	1	0	0	0	0	0
07:00	0	-	-	-	0	0	0	0	0	0	0	0	0	0	0	0
08:00	2	-	23.5	1.8	0	0	0	2	0	0	0	0	0	0	0	0
09:00	3	-	16.8	5.9	0	2	0	1	0	0	0	0	0	0	0	0
10:00	1	-	13.5	-	0	1	0	0	0	0	0	0	0	0	0	0
11:00	6	-	20.2	3	0	0	4	2	0	0	0	0	0	0	0	0
12:00	4	-	22.3	2.8	0	0	1	3	0	0	0	0	0	0	0	0
13:00	3	-	16.8	5.9	0	2	0	1	0	0	0	0	0	0	0	0
14:00	1	-	18.5	-	0	0	1	0	0	0	0	0	0	0	0	0
15:00	7	-	19.3	5.4	1	0	3	3	0	0	0	0	0	0	0	0
16:00	9	-	24.6	4.3	0	0	1	6	1	1	0	0	0	0	0	0
17:00	50	28.5	22.7	5.8	0	7	10	21	8	4	0	0	0	0	0	0
18:00	23	25.5	21.1	5.4	0	4	7	9	2	1	0	0	0	0	0	0
19:00	1	-	13.5	-	0	1	0	0	0	0	0	0	0	0	0	0
20:00	0	-	-	-	0	0	0	0	0	0	0	0	0	0	0	0
21:00	1	-	18.5	-	0	0	1	0	0	0	0	0	0	0	0	0
22:00	0	-	-	-	0	0	0	0	0	0	0	0	0	0	0	0
23:00	0	-	-	-	0	0	0	0	0	0	0	0	0	0	0	0
12H,7-19	109	26.1	21.7	5.5	1	16	27	48	11	6	0	0	0	0	0	0
16H,6-22	117	27.1	21.9	5.7	1	17	29	49	14	6	1	0	0	0	0	0
18H,6-24	117	27.1	21.9	5.7	1	17	29	49	14	6	1	0	0	0	0	0
24H,0-24	122	27.4	22	5.8	1	18	29	51	15	7	1	0	0	0	0	0

12835 OXFORDSHIRE Site No: 12835014 Location Site 14 - Wharf Rd, Eynsham
 Wed 08-Nov-23 to Tue 21-Nov-23 Channel: Westbound

Time Period	Total Vehicles	85%ile Speed	Mean Speed	Stand Dev.	<11Mph	11-<16	16-<21	21-<26	26-<31	31-<36	36-<41	41-<46	46-<51	51-<56	56-<61	=>61
Mon 13-Nov-23																
00:00	2	-	18.5	1.8	0	0	2	0	0	0	0	0	0	0	0	0
01:00	0	-	-	-	0	0	0	0	0	0	0	0	0	0	0	0
02:00	0	-	-	-	0	0	0	0	0	0	0	0	0	0	0	0
03:00	0	-	-	-	0	0	0	0	0	0	0	0	0	0	0	0
04:00	0	-	-	-	0	0	0	0	0	0	0	0	0	0	0	0
05:00	9	-	27.4	5	0	0	1	2	4	2	0	0	0	0	0	0
06:00	6	-	25.2	7.6	0	0	3	0	1	2	0	0	0	0	0	0
07:00	5	-	16.5	4.6	0	3	1	1	0	0	0	0	0	0	0	0
08:00	10	21	16.5	4.5	0	6	2	2	0	0	0	0	0	0	0	0
09:00	8	-	20.4	4.7	0	1	4	2	1	0	0	0	0	0	0	0
10:00	18	25.5	22.1	5.3	0	2	5	8	2	1	0	0	0	0	0	0
11:00	19	25.4	22.2	4.6	0	2	4	10	3	0	0	0	0	0	0	0
12:00	13	24.9	20	4.9	0	2	7	2	2	0	0	0	0	0	0	0
13:00	67	27.1	21.1	5.4	1	7	30	16	11	2	0	0	0	0	0	0
14:00	71	28.6	22.9	6.3	0	5	26	22	13	1	3	1	0	0	0	0
15:00	29	28.6	23.7	4.6	0	0	9	11	8	1	0	0	0	0	0	0
16:00	71	27.9	21.7	5.9	0	9	29	18	10	4	1	0	0	0	0	0
17:00	52	28.6	23	5.3	0	5	12	20	13	2	0	0	0	0	0	0
18:00	15	27.3	20.8	6.9	0	4	5	3	1	2	0	0	0	0	0	0
19:00	2	-	21	3.5	0	0	1	1	0	0	0	0	0	0	0	0
20:00	5	-	21.5	7.6	0	1	2	1	0	1	0	0	0	0	0	0
21:00	6	-	20.2	5.3	0	1	3	1	1	0	0	0	0	0	0	0
22:00	78	30.9	24.7	6.2	0	4	18	26	18	10	1	1	0	0	0	0
23:00	2	-	26	3.5	0	0	0	1	1	0	0	0	0	0	0	0
12H,7-19	378	27.9	21.9	5.7	1	46	134	115	64	13	4	1	0	0	0	0
16H,6-22	397	28	21.9	5.7	1	48	143	118	66	16	4	1	0	0	0	0
18H,6-24	477	28.7	22.4	5.9	1	52	161	145	85	26	5	2	0	0	0	0
24H,0-24	488	28.8	22.4	5.9	1	52	164	147	89	28	5	2	0	0	0	0

12835 OXFORDSHIRE Site No: 12835014 Location Site 14 - Wharf Rd, Eynsham
 Wed 08-Nov-23 to Tue 21-Nov-23 Channel: Westbound

Time Period	Total Vehicles	85%ile Speed	Mean Speed	Stand Dev.	<11Mph	11-<16	16-<21	21-<26	26-<31	31-<36	36-<41	41-<46	46-<51	51-<56	56-<61	=>61
Tue 14-Nov-23																
00:00	0	-	-	-	0	0	0	0	0	0	0	0	0	0	0	0
01:00	2	-	18.5	1.8	0	0	2	0	0	0	0	0	0	0	0	0
02:00	0	-	-	-	0	0	0	0	0	0	0	0	0	0	0	0
03:00	0	-	-	-	0	0	0	0	0	0	0	0	0	0	0	0
04:00	0	-	-	-	0	0	0	0	0	0	0	0	0	0	0	0
05:00	6	-	25.2	5.4	0	0	2	0	4	0	0	0	0	0	0	0
06:00	25	30.6	26.5	5.9	0	2	1	7	11	3	1	0	0	0	0	0
07:00	3	-	16.8	3.1	0	1	2	0	0	0	0	0	0	0	0	0
08:00	4	-	21	5.2	0	0	3	0	1	0	0	0	0	0	0	0
09:00	7	-	19.9	5.7	0	2	2	2	1	0	0	0	0	0	0	0
10:00	14	24.4	20.6	4	0	1	7	5	1	0	0	0	0	0	0	0
11:00	16	26.2	21.6	4.6	0	1	7	5	3	0	0	0	0	0	0	0
12:00	18	27.3	22.1	6.1	0	4	2	8	3	1	0	0	0	0	0	0
13:00	77	26.8	21.5	5.1	1	5	34	23	13	0	1	0	0	0	0	0
14:00	56	30	23.9	6	0	3	18	14	15	5	1	0	0	0	0	0
15:00	42	25	20	5	0	7	21	9	4	1	0	0	0	0	0	0
16:00	79	28.6	22	5.6	0	5	39	17	11	7	0	0	0	0	0	0
17:00	66	27.5	21.5	5.2	0	6	30	16	12	2	0	0	0	0	0	0
18:00	12	24.4	20.2	4.6	0	2	5	4	1	0	0	0	0	0	0	0
19:00	6	-	26.8	4.3	0	0	0	3	2	1	0	0	0	0	0	0
20:00	6	-	23.5	6.4	0	0	3	1	1	1	0	0	0	0	0	0
21:00	7	-	24.2	3.7	0	0	1	4	2	0	0	0	0	0	0	0
22:00	78	31.9	23.7	7.7	1	10	22	17	14	10	3	0	1	0	0	0
23:00	2	-	23.5	7.1	0	0	1	0	1	0	0	0	0	0	0	0
12H,7-19	394	27.8	21.7	5.4	1	37	170	103	65	16	2	0	0	0	0	0
16H,6-22	438	28.4	22.1	5.5	1	39	175	118	81	21	3	0	0	0	0	0
18H,6-24	518	28.9	22.3	5.9	2	49	198	135	96	31	6	0	1	0	0	0
24H,0-24	526	28.9	22.4	5.9	2	49	202	135	100	31	6	0	1	0	0	0

12835 OXFORDSHIRE Site No: 12835014 Location Site 14 - Wharf Rd, Eynsham
 Wed 08-Nov-23 to Tue 21-Nov-23 Channel: Westbound

Time Period	Total Vehicles	85%ile Speed	Mean Speed	Stand Dev.	<11Mph	11-<16	16-<21	21-<26	26-<31	31-<36	36-<41	41-<46	46-<51	51-<56	56-<61	=>61
Wed 15-Nov-23																
00:00	2	-	23.5	7.1	0	0	1	0	1	0	0	0	0	0	0	0
01:00	0	-	-	-	0	0	0	0	0	0	0	0	0	0	0	0
02:00	0	-	-	-	0	0	0	0	0	0	0	0	0	0	0	0
03:00	0	-	-	-	0	0	0	0	0	0	0	0	0	0	0	0
04:00	1	-	23.5	-	0	0	0	1	0	0	0	0	0	0	0	0
05:00	2	-	23.5	14.1	0	1	0	0	0	1	0	0	0	0	0	0
06:00	32	32.7	26.5	6.7	0	2	6	4	13	5	2	0	0	0	0	0
07:00	5	-	16.6	7.5	2	0	1	2	0	0	0	0	0	0	0	0
08:00	4	-	21	5.2	0	1	0	3	0	0	0	0	0	0	0	0
09:00	10	23.5	17.5	5.8	0	6	1	2	1	0	0	0	0	0	0	0
10:00	16	23.6	18.2	5.4	2	3	5	6	0	0	0	0	0	0	0	0
11:00	19	28.8	23.5	5.7	0	2	3	9	3	2	0	0	0	0	0	0
12:00	26	23	18.9	5.2	1	5	14	4	1	1	0	0	0	0	0	0
13:00	70	26.8	20.9	4.9	0	9	31	17	13	0	0	0	0	0	0	0
14:00	69	30.5	23.6	6.4	0	6	24	12	18	8	1	0	0	0	0	0
15:00	55	27.9	20.6	6.3	1	14	16	11	11	2	0	0	0	0	0	0
16:00	83	26.8	21.9	5.1	1	5	31	31	13	1	1	0	0	0	0	0
17:00	61	28.4	22.3	5.9	0	5	25	18	7	5	1	0	0	0	0	0
18:00	22	29.7	22.4	6.6	1	1	9	5	3	3	0	0	0	0	0	0
19:00	4	-	22.3	7.6	0	1	1	0	2	0	0	0	0	0	0	0
20:00	10	27.7	21.5	6	0	2	3	2	3	0	0	0	0	0	0	0
21:00	8	-	26	5.5	0	0	1	4	1	2	0	0	0	0	0	0
22:00	74	31.2	24.1	6.8	0	7	22	14	19	11	0	1	0	0	0	0
23:00	4	-	23.5	6	0	0	2	0	2	0	0	0	0	0	0	0
12H,7-19	440	28	21.5	5.9	8	57	160	120	70	22	3	0	0	0	0	0
16H,6-22	494	28.7	21.9	6.1	8	62	171	130	89	29	5	0	0	0	0	0
18H,6-24	572	29.2	22.2	6.2	8	69	195	144	110	40	5	1	0	0	0	0
24H,0-24	577	29.2	22.2	6.2	8	70	196	145	111	41	5	1	0	0	0	0

12835 OXFORDSHIRE Site No: 12835014 Location Site 14 - Wharf Rd, Eynsham
 Wed 08-Nov-23 to Tue 21-Nov-23 Channel: Westbound

Time Period	Total Vehicles	85%ile Speed	Mean Speed	Stand Dev.	<11Mph	11-<16	16-<21	21-<26	26-<31	31-<36	36-<41	41-<46	46-<51	51-<56	56-<61	=>61
Thu 16-Nov-23																
00:00	0	-	-	-	0	0	0	0	0	0	0	0	0	0	0	0
01:00	1	-	13.5	-	0	1	0	0	0	0	0	0	0	0	0	0
02:00	1	-	18.5	-	0	0	1	0	0	0	0	0	0	0	0	0
03:00	0	-	-	-	0	0	0	0	0	0	0	0	0	0	0	0
04:00	2	-	28.5	7.1	0	0	0	1	0	1	0	0	0	0	0	0
05:00	4	-	24.8	4.9	0	0	1	1	2	0	0	0	0	0	0	0
06:00	29	33.3	27.5	5.9	0	1	3	6	11	7	1	0	0	0	0	0
07:00	5	-	17.6	10.2	2	0	2	0	0	1	0	0	0	0	0	0
08:00	9	-	17.4	6.1	1	3	3	1	1	0	0	0	0	0	0	0
09:00	9	-	19.1	4.8	0	2	5	1	1	0	0	0	0	0	0	0
10:00	21	25.2	19.7	5.4	1	3	10	4	3	0	0	0	0	0	0	0
11:00	12	24.5	19.8	6.6	0	4	4	2	1	1	0	0	0	0	0	0
12:00	17	24.5	20.6	4.2	0	2	7	7	1	0	0	0	0	0	0	0
13:00	65	26.3	20.3	5.1	0	12	28	14	11	0	0	0	0	0	0	0
14:00	67	28.9	22.6	5.8	0	6	24	19	13	4	1	0	0	0	0	0
15:00	30	26	20	5.3	0	7	12	6	5	0	0	0	0	0	0	0
16:00	68	27.8	22.7	5.3	0	6	18	29	12	2	1	0	0	0	0	0
17:00	61	28.7	21.9	6.1	1	7	23	15	10	5	0	0	0	0	0	0
18:00	22	30.2	22.8	7.4	1	1	10	2	5	2	1	0	0	0	0	0
19:00	6	-	23.5	7.1	0	1	1	2	1	1	0	0	0	0	0	0
20:00	9	-	24.6	3.6	0	0	1	5	3	0	0	0	0	0	0	0
21:00	6	-	23.5	7.1	0	1	1	2	1	1	0	0	0	0	0	0
22:00	75	31.1	24.3	6.5	1	3	26	11	22	11	1	0	0	0	0	0
23:00	1	-	33.5	-	0	0	0	0	0	1	0	0	0	0	0	0
12H,7-19	386	27.8	21.3	5.8	6	53	146	100	63	15	3	0	0	0	0	0
16H,6-22	436	28.6	21.9	6	6	56	152	115	79	24	4	0	0	0	0	0
18H,6-24	512	29.2	22.2	6.2	7	59	178	126	101	36	5	0	0	0	0	0
24H,0-24	520	29.2	22.3	6.2	7	60	180	128	103	37	5	0	0	0	0	0

12835 OXFORDSHIRE Site No: 12835014 Location Site 14 - Wharf Rd, Eynsham
 Wed 08-Nov-23 to Tue 21-Nov-23 Channel: Westbound

Time Period	Total Vehicles	85%ile Speed	Mean Speed	Stand Dev.	<11Mph	11-<16	16-<21	21-<26	26-<31	31-<36	36-<41	41-<46	46-<51	51-<56	56-<61	=>61
Fri 17-Nov-23																
00:00	2	-	31	10.6	0	0	0	1	0	0	1	0	0	0	0	0
01:00	2	-	18.5	1.8	0	0	2	0	0	0	0	0	0	0	0	0
02:00	0	-	-	-	0	0	0	0	0	0	0	0	0	0	0	0
03:00	0	-	-	-	0	0	0	0	0	0	0	0	0	0	0	0
04:00	2	-	26	10.6	0	0	1	0	0	1	0	0	0	0	0	0
05:00	6	-	21.8	4.3	0	0	3	2	1	0	0	0	0	0	0	0
06:00	26	32.6	25.3	7.9	2	1	5	3	9	5	1	0	0	0	0	0
07:00	5	-	14.5	2.6	0	4	1	0	0	0	0	0	0	0	0	0
08:00	6	-	16.1	6.8	2	1	1	2	0	0	0	0	0	0	0	0
09:00	10	26	20	5.5	0	2	5	1	2	0	0	0	0	0	0	0
10:00	25	24.4	20.1	5.5	0	4	14	4	1	2	0	0	0	0	0	0
11:00	25	25.7	20.3	5.2	0	5	10	6	4	0	0	0	0	0	0	0
12:00	43	27.7	22	5	0	3	18	12	9	1	0	0	0	0	0	0
13:00	115	29.5	22.9	6.1	1	10	41	22	33	7	1	0	0	0	0	0
14:00	54	30.1	23.3	6.2	0	5	18	11	14	6	0	0	0	0	0	0
15:00	38	29.5	22.2	6.6	0	5	15	9	4	4	1	0	0	0	0	0
16:00	22	25.6	21.9	4.9	0	2	7	10	2	1	0	0	0	0	0	0
17:00	36	28.6	22.9	5.8	0	1	15	12	4	3	1	0	0	0	0	0
18:00	53	31.4	25.3	6.2	0	2	13	13	16	7	2	0	0	0	0	0
19:00	3	-	16.8	5.9	0	2	0	1	0	0	0	0	0	0	0	0
20:00	0	-	-	-	0	0	0	0	0	0	0	0	0	0	0	0
21:00	4	-	29.8	2.8	0	0	0	0	3	1	0	0	0	0	0	0
22:00	1	-	38.5	-	0	0	0	0	0	0	1	0	0	0	0	0
23:00	4	-	23.5	7.1	0	0	2	1	0	1	0	0	0	0	0	0
12H,7-19	432	29.4	22.5	6.1	3	44	158	102	89	31	5	0	0	0	0	0
16H,6-22	465	29.7	22.7	6.2	5	47	163	106	101	37	6	0	0	0	0	0
18H,6-24	470	29.7	22.7	6.3	5	47	165	107	101	38	7	0	0	0	0	0
24H,0-24	482	29.7	22.7	6.3	5	47	171	110	102	39	8	0	0	0	0	0

12835 OXFORDSHIRE Site No: 12835014 Location Site 14 - Wharf Rd, Eynsham
 Wed 08-Nov-23 to Tue 21-Nov-23 Channel: Westbound

Time Period	Total Vehicles	85%ile Speed	Mean Speed	Stand Dev.	<11Mph	11-<16	16-<21	21-<26	26-<31	31-<36	36-<41	41-<46	46-<51	51-<56	56-<61	=>61
Sat 18-Nov-23																
00:00	15	34.1	27.8	6.4	0	0	2	4	5	2	2	0	0	0	0	0
01:00	0	-	-	-	0	0	0	0	0	0	0	0	0	0	0	0
02:00	1	-	23.5	-	0	0	0	1	0	0	0	0	0	0	0	0
03:00	0	-	-	-	0	0	0	0	0	0	0	0	0	0	0	0
04:00	0	-	-	-	0	0	0	0	0	0	0	0	0	0	0	0
05:00	4	-	23.5	4.2	0	0	1	2	1	0	0	0	0	0	0	0
06:00	3	-	25.2	3.1	0	0	0	2	1	0	0	0	0	0	0	0
07:00	1	-	18.5	-	0	0	1	0	0	0	0	0	0	0	0	0
08:00	5	-	19.5	8.3	0	2	2	0	0	1	0	0	0	0	0	0
09:00	2	-	16	3.5	0	1	1	0	0	0	0	0	0	0	0	0
10:00	1	-	18.5	-	0	0	1	0	0	0	0	0	0	0	0	0
11:00	11	24.6	20.3	6.2	0	3	3	4	0	1	0	0	0	0	0	0
12:00	3	-	21.8	5.9	0	0	2	0	1	0	0	0	0	0	0	0
13:00	4	-	21	6.5	0	1	1	1	1	0	0	0	0	0	0	0
14:00	2	-	23.5	7.1	0	0	1	0	1	0	0	0	0	0	0	0
15:00	5	-	17.5	4.4	0	2	2	1	0	0	0	0	0	0	0	0
16:00	6	-	21.8	3	0	0	2	4	0	0	0	0	0	0	0	0
17:00	57	30.1	23.7	6.4	0	5	16	17	12	5	2	0	0	0	0	0
18:00	19	28.8	23	5.9	0	2	5	7	3	2	0	0	0	0	0	0
19:00	11	18.9	15.3	3.6	1	5	5	0	0	0	0	0	0	0	0	0
20:00	0	-	-	-	0	0	0	0	0	0	0	0	0	0	0	0
21:00	0	-	-	-	0	0	0	0	0	0	0	0	0	0	0	0
22:00	1	-	28.5	-	0	0	0	0	1	0	0	0	0	0	0	0
23:00	0	-	-	-	0	0	0	0	0	0	0	0	0	0	0	0
12H,7-19	116	29.1	22.3	6.2	0	16	37	34	18	9	2	0	0	0	0	0
16H,6-22	130	28.6	21.8	6.3	1	21	42	36	19	9	2	0	0	0	0	0
18H,6-24	131	28.7	21.9	6.3	1	21	42	36	20	9	2	0	0	0	0	0
24H,0-24	151	29.4	22.5	6.5	1	21	45	43	26	11	4	0	0	0	0	0

12835 OXFORDSHIRE Site No: 12835014 Location Site 14 - Wharf Rd, Eynsham
 Wed 08-Nov-23 to Tue 21-Nov-23 Channel: Westbound

Time Period	Total Vehicles	85%ile Speed	Mean Speed	Stand Dev.	<11Mph	11-<16	16-<21	21-<26	26-<31	31-<36	36-<41	41-<46	46-<51	51-<56	56-<61	=>61
Sun 19-Nov-23																
00:00	0	-	-	-	0	0	0	0	0	0	0	0	0	0	0	0
01:00	0	-	-	-	0	0	0	0	0	0	0	0	0	0	0	0
02:00	0	-	-	-	0	0	0	0	0	0	0	0	0	0	0	0
03:00	0	-	-	-	0	0	0	0	0	0	0	0	0	0	0	0
04:00	0	-	-	-	0	0	0	0	0	0	0	0	0	0	0	0
05:00	5	-	26.5	8.4	0	1	0	1	1	2	0	0	0	0	0	0
06:00	0	-	-	-	0	0	0	0	0	0	0	0	0	0	0	0
07:00	0	-	-	-	0	0	0	0	0	0	0	0	0	0	0	0
08:00	0	-	-	-	0	0	0	0	0	0	0	0	0	0	0	0
09:00	2	-	21	3.5	0	0	1	1	0	0	0	0	0	0	0	0
10:00	2	-	18.5	1.8	0	0	2	0	0	0	0	0	0	0	0	0
11:00	5	-	17.5	4.4	0	2	2	1	0	0	0	0	0	0	0	0
12:00	6	-	19.3	4	0	1	3	2	0	0	0	0	0	0	0	0
13:00	3	-	18.5	5	0	1	1	1	0	0	0	0	0	0	0	0
14:00	3	-	20.2	3.1	0	0	2	1	0	0	0	0	0	0	0	0
15:00	3	-	23.5	5	0	0	1	1	1	0	0	0	0	0	0	0
16:00	8	-	19.8	6	0	3	1	3	1	0	0	0	0	0	0	0
17:00	61	29.2	23.3	5.6	0	6	14	21	16	4	0	0	0	0	0	0
18:00	14	26.7	21.7	5.2	0	2	4	5	3	0	0	0	0	0	0	0
19:00	6	-	21	4.4	0	0	4	1	1	0	0	0	0	0	0	0
20:00	1	-	28.5	-	0	0	0	0	1	0	0	0	0	0	0	0
21:00	0	-	-	-	0	0	0	0	0	0	0	0	0	0	0	0
22:00	0	-	-	-	0	0	0	0	0	0	0	0	0	0	0	0
23:00	1	-	33.5	-	0	0	0	0	0	1	0	0	0	0	0	0
12H,7-19	107	28	22	5.5	0	15	31	36	21	4	0	0	0	0	0	0
16H,6-22	114	28	22	5.4	0	15	35	37	23	4	0	0	0	0	0	0
18H,6-24	115	28.2	22.1	5.5	0	15	35	37	23	5	0	0	0	0	0	0
24H,0-24	120	28.6	22.3	5.7	0	16	35	38	24	7	0	0	0	0	0	0

12835 OXFORDSHIRE Site No: 12835014 Location Site 14 - Wharf Rd, Eynsham
 Wed 08-Nov-23 to Tue 21-Nov-23 Channel: Westbound

Time Period	Total Vehicles	85%ile Speed	Mean Speed	Stand Dev.	<11Mph	11-<16	16-<21	21-<26	26-<31	31-<36	36-<41	41-<46	46-<51	51-<56	56-<61	=>61
Mon 20-Nov-23																
00:00	0	-	-	-	0	0	0	0	0	0	0	0	0	0	0	0
01:00	1	-	13.5	-	0	1	0	0	0	0	0	0	0	0	0	0
02:00	1	-	28.5	-	0	0	0	0	1	0	0	0	0	0	0	0
03:00	2	-	21	10.6	0	1	0	0	1	0	0	0	0	0	0	0
04:00	2	-	31	3.5	0	0	0	0	1	1	0	0	0	0	0	0
05:00	0	-	-	-	0	0	0	0	0	0	0	0	0	0	0	0
06:00	7	-	20.6	5	0	1	3	2	1	0	0	0	0	0	0	0
07:00	10	21	18	4	0	3	5	2	0	0	0	0	0	0	0	0
08:00	9	-	20.2	4.5	0	1	5	2	1	0	0	0	0	0	0	0
09:00	6	-	19.3	6	0	2	2	1	1	0	0	0	0	0	0	0
10:00	15	25.3	20.5	6.3	1	2	5	5	1	1	0	0	0	0	0	0
11:00	13	29.6	23.5	6.6	0	2	3	2	5	1	0	0	0	0	0	0
12:00	11	24.6	20.8	4.3	0	1	5	4	1	0	0	0	0	0	0	0
13:00	67	27.4	21.6	5	0	4	33	16	12	2	0	0	0	0	0	0
14:00	77	28	21.6	5.6	2	6	33	17	17	2	0	0	0	0	0	0
15:00	44	24	19.3	4.3	0	10	18	15	1	0	0	0	0	0	0	0
16:00	59	25.5	20.4	5.4	1	13	16	22	6	1	0	0	0	0	0	0
17:00	56	27.9	21.5	5.8	0	8	22	14	8	4	0	0	0	0	0	0
18:00	19	25.4	22.4	3.5	0	0	6	11	2	0	0	0	0	0	0	0
19:00	3	-	18.6	9.9	1	0	1	0	1	0	0	0	0	0	0	0
20:00	7	-	21.4	3.1	0	0	3	4	0	0	0	0	0	0	0	0
21:00	10	28.5	24.5	6.3	0	0	3	4	2	0	1	0	0	0	0	0
22:00	79	30	24.6	5.4	0	3	16	30	22	7	1	0	0	0	0	0
23:00	14	27	22.1	5.5	0	1	6	4	2	1	0	0	0	0	0	0
12H,7-19	386	26.7	21	5.3	4	52	153	111	55	11	0	0	0	0	0	0
16H,6-22	413	26.7	21.1	5.3	5	53	163	121	59	11	1	0	0	0	0	0
18H,6-24	506	27.7	21.7	5.5	5	57	185	155	83	19	2	0	0	0	0	0
24H,0-24	512	27.8	21.7	5.5	5	59	185	155	86	20	2	0	0	0	0	0

12835 OXFORDSHIRE Site No: 12835014 Location Site 14 - Wharf Rd, Eynsham
 Wed 08-Nov-23 to Tue 21-Nov-23 Channel: Westbound

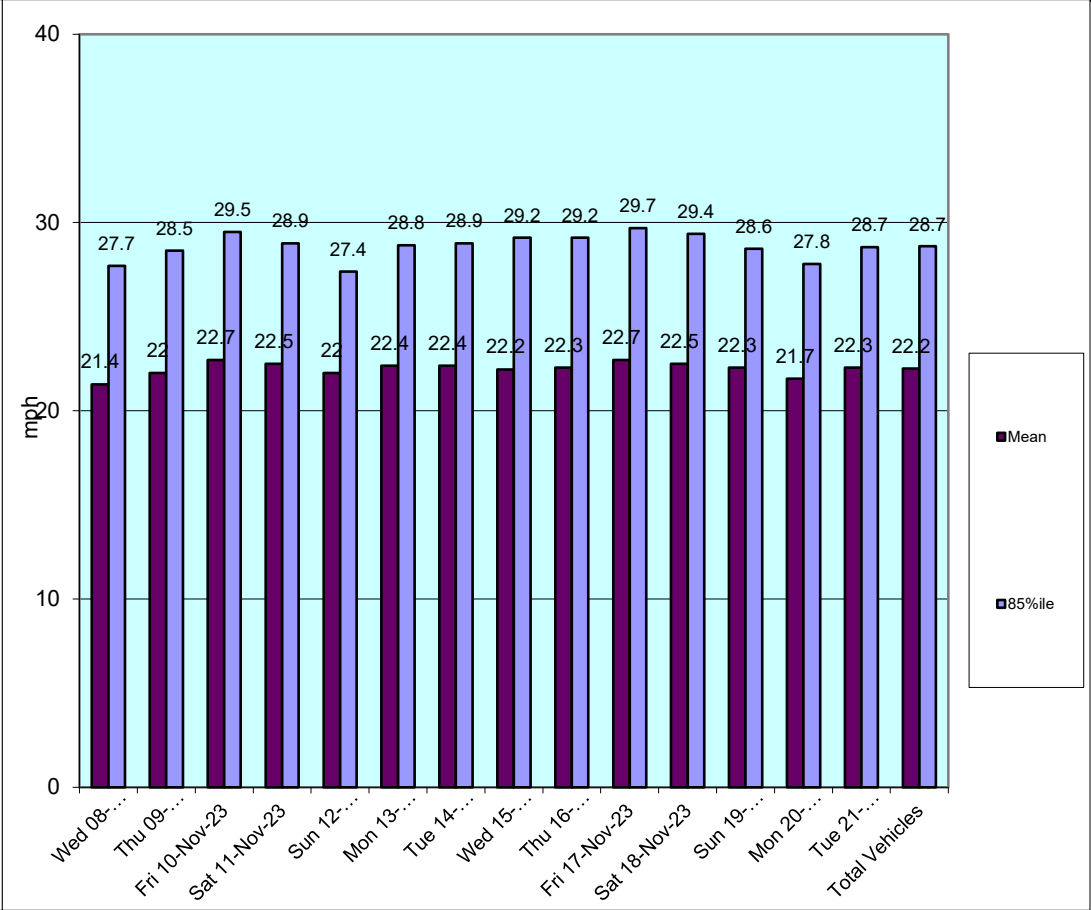
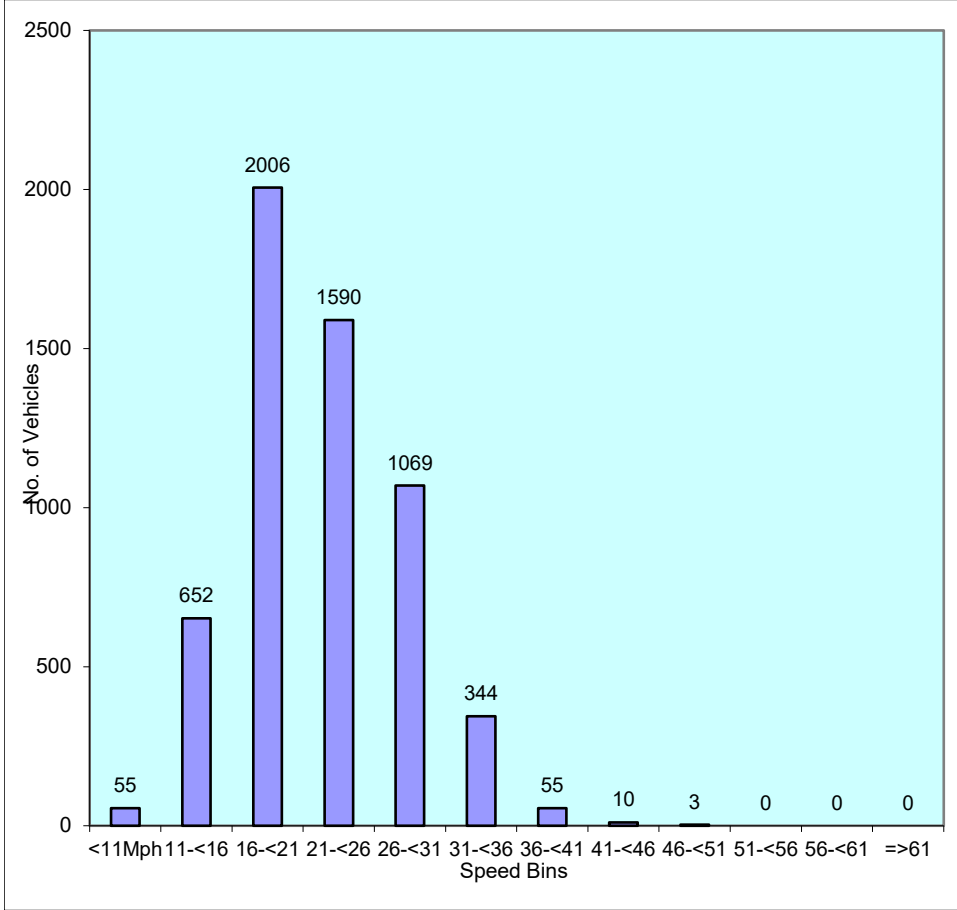
Time Period	Total Vehicles	85%ile Speed	Mean Speed	Stand Dev.	<11Mph	11-<16	16-<21	21-<26	26-<31	31-<36	36-<41	41-<46	46-<51	51-<56	56-<61	=>61
Tue 21-Nov-23																
00:00	1	-	18.5	-	0	0	1	0	0	0	0	0	0	0	0	0
01:00	0	-	-	-	0	0	0	0	0	0	0	0	0	0	0	0
02:00	0	-	-	-	0	0	0	0	0	0	0	0	0	0	0	0
03:00	0	-	-	-	0	0	0	0	0	0	0	0	0	0	0	0
04:00	3	-	30.2	3.1	0	0	0	0	2	1	0	0	0	0	0	0
05:00	3	-	31.8	5.9	0	0	0	0	2	0	1	0	0	0	0	0
06:00	29	38.9	28.3	9.6	1	1	4	6	8	3	2	3	1	0	0	0
07:00	8	-	17.3	3.8	0	3	4	1	0	0	0	0	0	0	0	0
08:00	4	-	17.3	2.8	0	1	3	0	0	0	0	0	0	0	0	0
09:00	6	-	23.5	4.7	0	0	2	2	2	0	0	0	0	0	0	0
10:00	17	25.9	21.4	4.9	0	2	6	6	3	0	0	0	0	0	0	0
11:00	16	27.8	20.4	6.4	0	4	7	1	3	1	0	0	0	0	0	0
12:00	20	24.1	18	6.1	3	4	7	4	2	0	0	0	0	0	0	0
13:00	66	25.7	21	5.4	1	9	24	23	6	3	0	0	0	0	0	0
14:00	64	28.8	22.8	5.9	0	4	25	17	14	3	0	1	0	0	0	0
15:00	43	25.4	21.1	4.4	0	4	18	16	5	0	0	0	0	0	0	0
16:00	73	27.2	21.4	5.5	1	9	26	23	11	3	0	0	0	0	0	0
17:00	54	27.9	22	5.3	0	4	23	15	9	3	0	0	0	0	0	0
18:00	24	26.9	22	4.8	0	2	8	9	5	0	0	0	0	0	0	0
19:00	4	-	22.3	2.8	0	0	1	3	0	0	0	0	0	0	0	0
20:00	4	-	21	3.2	0	0	2	2	0	0	0	0	0	0	0	0
21:00	9	-	27.4	6.1	0	1	0	1	5	2	0	0	0	0	0	0
22:00	84	29.9	24.2	5.9	0	7	17	28	24	6	2	0	0	0	0	0
23:00	12	23.7	20.6	3	0	0	7	5	0	0	0	0	0	0	0	0
12H,7-19	395	27.2	21.4	5.4	5	46	153	117	60	13	0	1	0	0	0	0
16H,6-22	441	28.1	21.9	6.1	6	48	160	129	73	18	2	4	1	0	0	0
18H,6-24	537	28.5	22.3	6	6	55	184	162	97	24	4	4	1	0	0	0
24H,0-24	544	28.7	22.3	6.1	6	55	185	162	101	25	5	4	1	0	0	0

12835 OXFORDSHIRE Site No: 12835014 Location Site 14 - Wharf Rd, Eynsham
 Wed 08-Nov-23 to Tue 21-Nov-23 Channel: Westbound

Time Period	Total Vehicles	85%ile Speed	Mean Speed	Stand Dev.	<11Mph	11-<16	16-<21	21-<26	26-<31	31-<36	36-<41	41-<46	46-<51	51-<56	56-<61	=>61
Daily Totals																
Wed 08-Nov-23	554	27.7	21.4	5.8	7	73	215	145	88	23	1	2	0	0	0	0
Thu 09-Nov-23	550	28.5	22	5.9	6	68	185	161	95	30	5	0	0	0	0	0
Fri 10-Nov-23	489	29.5	22.7	6.3	6	50	160	129	99	38	5	1	1	0	0	0
Sat 11-Nov-23	149	28.9	22.5	5.8	0	14	54	41	30	7	3	0	0	0	0	0
Sun 12-Nov-23	122	27.4	22	5.8	1	18	29	51	15	7	1	0	0	0	0	0
Mon 13-Nov-23	488	28.8	22.4	5.9	1	52	164	147	89	28	5	2	0	0	0	0
Tue 14-Nov-23	526	28.9	22.4	5.9	2	49	202	135	100	31	6	0	1	0	0	0
Wed 15-Nov-23	577	29.2	22.2	6.2	8	70	196	145	111	41	5	1	0	0	0	0
Thu 16-Nov-23	520	29.2	22.3	6.2	7	60	180	128	103	37	5	0	0	0	0	0
Fri 17-Nov-23	482	29.7	22.7	6.3	5	47	171	110	102	39	8	0	0	0	0	0
Sat 18-Nov-23	151	29.4	22.5	6.5	1	21	45	43	26	11	4	0	0	0	0	0
Sun 19-Nov-23	120	28.6	22.3	5.7	0	16	35	38	24	7	0	0	0	0	0	0
Mon 20-Nov-23	512	27.8	21.7	5.5	5	59	185	155	86	20	2	0	0	0	0	0
Tue 21-Nov-23	544	28.7	22.3	6.1	6	55	185	162	101	25	5	4	1	0	0	0

Time Period	Total Vehicles	85%ile Speed	Mean Speed	Stand Dev.	<11Mph	11-<16	16-<21	21-<26	26-<31	31-<36	36-<41	41-<46	46-<51	51-<56	56-<61	=>61
-------------	----------------	--------------	------------	------------	--------	--------	--------	--------	--------	--------	--------	--------	--------	--------	--------	------

Total Vehicles																
[--]	5784	28.7	22.2	6.0	55	652	2006	1590	1069	344	55	10	3	0	0	0



12835		OXFORDSHIRE		Site No: 12835014		Location		Site 14 - Wharf Rd, Eynsham	
		Channel: Westbound							
TIME PERIOD	Wed 08-Nov-23	Thu 09-Nov-23	Fri 10-Nov-23	Sat 11-Nov-23	Sun 12-Nov-23	Mon 13-Nov-23	Tue 14-Nov-23	5-Day Av	
Week Begin: 08-Nov-23									
00:00	1	1	2	10	0	2	0	1	
01:00	1	0	4	1	1	0	2	1	
02:00	1	0	0	0	0	0	0	0	
03:00	0	0	1	1	0	0	0	0	
04:00	2	2	3	2	0	0	0	1	
05:00	3	4	4	4	4	9	6	5	
06:00	32	21	26	9	6	6	25	22	
07:00	4	4	8	0	0	5	3	5	
08:00	8	2	3	3	2	10	4	5	
09:00	4	12	14	4	3	8	7	9	
10:00	22	17	18	4	1	18	14	18	
11:00	20	18	22	10	6	19	16	19	
12:00	26	23	26	6	4	13	18	21	
13:00	60	72	104	0	3	67	77	76	
14:00	76	62	67	7	1	71	56	66	
15:00	37	40	31	4	7	29	42	36	
16:00	75	87	31	8	9	71	79	69	
17:00	56	57	30	54	50	52	66	52	
18:00	18	20	67	20	23	15	12	26	
19:00	5	12	7	0	1	2	6	6	
20:00	14	3	9	1	0	5	6	7	
21:00	4	12	2	0	1	6	7	6	
22:00	76	70	6	0	0	78	78	62	
23:00	9	11	4	1	0	2	2	6	
12H,7-19	406	414	421	120	109	378	394	403	
16H,6-22	461	462	465	130	117	397	438	445	
18H,6-24	546	543	475	131	117	477	518	512	
24H,0-24	554	550	489	149	122	488	526	521	
Am	06:00	06:00	06:00	00:00	06:00	11:00	06:00	-	
Peak	32	21	26	10	6	19	25	25	
Pm	22:00	16:00	13:00	17:00	17:00	22:00	16:00	-	
Peak	76	87	104	54	50	78	79	85	

7-Day Av	Wed 15-Nov-23	Thu 16-Nov-23	Fri 17-Nov-23	Sat 18-Nov-23	Sun 19-Nov-23	Mon 20-Nov-23	Tue 21-Nov-23	5-Day Av	7-Day Av
2	2	0	2	15	0	0	1	1	3
1	0	1	2	0	0	1	0	1	1
0	0	1	0	1	0	1	0	0	0
0	0	0	0	0	0	2	0	0	0
1	1	2	2	0	0	2	3	2	1
5	2	4	6	4	5	0	3	3	3
18	32	29	26	3	0	7	29	25	18
3	5	5	5	1	0	10	8	7	5
5	4	9	6	5	0	9	4	6	5
7	10	9	10	2	2	6	6	8	6
13	16	21	25	1	2	15	17	19	14
16	19	12	25	11	5	13	16	17	14
17	26	17	43	3	6	11	20	23	18
55	70	65	115	4	3	67	66	77	56
49	69	67	54	2	3	77	64	66	48
27	55	30	38	5	3	44	43	42	31
51	83	68	22	6	8	59	73	61	46
52	61	61	36	57	61	56	54	54	55
25	22	22	53	19	14	19	24	28	25
5	4	6	3	11	6	3	4	4	5
5	10	9	0	0	1	7	4	6	4
5	8	6	4	0	0	10	9	7	5
44	74	75	1	1	0	79	84	63	45
4	4	1	4	0	1	14	12	7	5
320	440	386	432	116	107	386	395	408	323
353	494	436	465	130	114	413	441	450	356
401	572	512	470	131	115	506	537	519	406
411	577	520	482	151	120	512	544	527	415
-	06:00	06:00	06:00	00:00	05:00	10:00	06:00	-	-
20	32	29	26	15	5	15	29	26	22
-	16:00	22:00	13:00	17:00	17:00	22:00	22:00	-	-
75	83	75	115	57	61	79	84	87	79

Classification Schemes

Scheme F Classification Scheme (Non-metric)

Scheme F is an attempt to implement the FWHA's visual classification scheme as an axle-based classification scheme. This is one of several interpretations.

Class	Vehicle Type	No. of Axles	Axle spacing in feet				
			Axle 1 to 2	Axle 2 to 3	Axle 3 to 4	Axle 4 to 5	Axle 5 to 6
1	motorcycle	2	<6.0				
2	passenger car	2	6.0 - 10.0				
	car + 1 axle trailer	3	<10.0	10.0 - 18.0			
	car + 2 axle trailer	4	<10.0		<3.5		
3	pickup	2	10.0 - 15.0				
	pickup + 1 axle trailer	3	10.0 - 15.0	10.0 - 18.0			
	pickup + 2 axle trailer	4	10.0 - 15.0		<3.5		
	pickup + 3 axle trailer	5	9.9 - 15.0			<3.5	
4	Traditional bus/coach	2	>20.0				
	Traditional bus/coach	3	>19.0				
5	single unit truck - dual rear axle/bus	2	14.9 - 20.0			<3.5	
6	3 axle truck	3		<18.0			
7	4 axle truck	4					
8	2S1	3		>18.0			
	2S2	4		>5.0	>3.5		
	3S1	4		<5.0	>10.0		
9	3S2	5		<6.1		3.5 - 8.0	
	5 axle combination	5					
10	6 axle combination	6			3.5 - 5.0		
	3S3	6					
11	2S1-2	5		>6.0			
12	3S1-2	6					>10.0
13	truck	7 or more					

12835 OXFORDSHIRE										
NOVEMBER 2023										
Site	Location	Direction	Start Date	End Date	Posted Speed Limit (PSL)	Total Vehicles	5 Day Ave.	7 Day Ave.	85%ile Speed	Mean Speed
Site No: 12835015	Site 15 - Oxford Rd, Farmoor (W of Cumnor Rd) 71.76071, -1.34892	Channel: Eastbound	Wed 08-Nov-23	Tue 21-Nov-23	30	75011	5895	5358	26.3	21.6
		Channel: Westbound	Wed 08-Nov-23	Tue 21-Nov-23		67246	5253	4804	31.5	26.4

12835		OXFORDSHIRE				Site No: 12835015	Location	Site 15 - Oxford Rd, Farmoor (W of Cumnor Rd)							
Wed 08-Nov-23 to Tue 21-Nov-23						Channel: Eastbound									
TIME PERIOD	TOTAL VEHICLES	MOTOR-CYCLES	CARS OR CAR-BASED LGV	LIGHT GOODS VEHICLES	BUSES	TWO AXLE, SIX TYRE, RIGID/ BUSES	THREE AXLE RIGID	FOUR OR MORE AXLE RIGID	FOUR OR LESS AXLE ARTIC	FIVE AXLE ARTIC	SIX OR MORE AXLE ARTIC	FIVE OR LESS AXLE MULTI-TRAILER ARTIC	SIX AXLE MULTI-TRAILER ARTIC	SEVEN OR MORE AXLE ARTIC	
Wed 08-Nov-23															
00:00	5	0	5	0	0	0	0	0	0	0	0	0	0	0	
01:00	7	0	5	2	0	0	0	0	0	0	0	0	0	0	
02:00	2	0	1	1	0	0	0	0	0	0	0	0	0	0	
03:00	10	0	9	1	0	0	0	0	0	0	0	0	0	0	
04:00	16	0	13	3	0	0	0	0	0	0	0	0	0	0	
05:00	64	2	52	7	0	2	0	0	0	0	1	0	0	0	
06:00	336	1	295	30	0	1	1	0	8	0	0	0	0	0	
07:00	960	10	854	58	0	3	6	0	25	0	1	3	0	0	
08:00	570	9	512	30	3	1	5	0	8	0	1	1	0	0	
09:00	469	4	392	57	2	2	3	0	9	0	0	0	0	0	
10:00	416	0	346	53	1	4	1	0	9	0	0	2	0	0	
11:00	363	0	305	37	0	1	6	0	12	0	1	1	0	0	
12:00	371	2	314	39	0	3	2	1	9	0	0	1	0	0	
13:00	340	1	293	29	0	5	3	2	6	0	0	1	0	0	
14:00	425	1	361	45	1	1	4	0	10	0	0	1	1	0	
15:00	497	5	437	43	0	3	1	0	6	0	0	2	0	0	
16:00	779	1	709	51	1	1	1	0	13	0	0	2	0	0	
17:00	812	12	730	46	0	0	2	0	22	0	0	0	0	0	
18:00	541	4	497	24	1	3	3	0	9	0	0	0	0	0	
19:00	264	3	245	11	1	2	0	0	2	0	0	0	0	0	
20:00	105	2	96	5	0	1	0	0	0	0	0	1	0	0	
21:00	69	1	63	4	0	1	0	0	0	0	0	0	0	0	
22:00	63	0	58	3	0	1	0	0	0	0	0	1	0	0	
23:00	23	0	22	0	0	1	0	0	0	0	0	0	0	0	
12H,7-19	6543	49	5750	512	9	27	37	3	138	0	3	14	1	0	
16H,6-22	7317	56	6449	562	10	32	38	3	148	0	3	15	1	0	
18H,6-24	7403	56	6529	565	10	34	38	3	148	0	3	16	1	0	
24H,0-24	7507	58	6614	579	10	36	38	3	148	0	4	16	1	0	

12835		OXFORDSHIRE				Site No: 12835015	Location	Site 15 - Oxford Rd, Farmoor (W of Cumnor Rd)							
Wed 08-Nov-23 to Tue 21-Nov-23						Channel: Eastbound									
TIME PERIOD	TOTAL VEHICLES	MOTOR-CYCLES	CARS OR CAR-BASED LGV	LIGHT GOODS VEHICLES	BUSES	TWO AXLE, SIX TYRE, RIGID/ BUSES	THREE AXLE RIGID	FOUR OR MORE AXLE RIGID	FOUR OR LESS AXLE ARTIC	FIVE AXLE ARTIC	SIX OR MORE AXLE ARTIC	FIVE OR LESS AXLE MULTI-TRAILER ARTIC	SIX AXLE MULTI-TRAILER ARTIC	SEVEN OR MORE AXLE ARTIC	
Thu 09-Nov-23															
00:00	9	0	8	1	0	0	0	0	0	0	0	0	0	0	
01:00	6	1	4	1	0	0	0	0	0	0	0	0	0	0	
02:00	6	0	4	1	0	0	0	0	0	0	1	0	0	0	
03:00	3	0	2	1	0	0	0	0	0	0	0	0	0	0	
04:00	14	0	10	3	0	0	1	0	0	0	0	0	0	0	
05:00	68	2	51	8	0	2	1	0	3	0	0	1	0	0	
06:00	338	6	297	21	0	1	2	0	11	0	0	0	0	0	
07:00	967	11	857	66	0	1	9	1	19	0	1	2	0	0	
08:00	552	10	493	38	1	1	2	0	5	0	2	0	0	0	
09:00	464	5	391	47	0	3	4	0	10	0	0	4	0	0	
10:00	371	4	300	49	1	1	5	1	9	0	0	1	0	0	
11:00	372	3	291	58	1	5	2	1	10	0	1	0	0	0	
12:00	368	5	300	44	1	6	3	0	7	0	0	2	0	0	
13:00	361	5	292	46	0	3	3	1	10	0	0	1	0	0	
14:00	417	4	341	55	0	6	2	0	9	0	0	0	0	0	
15:00	514	4	461	35	0	3	1	0	7	0	0	3	0	0	
16:00	745	1	674	53	1	1	1	0	11	0	0	3	0	0	
17:00	808	13	736	36	0	0	2	0	21	0	0	0	0	0	
18:00	531	4	480	27	1	3	3	0	13	0	0	0	0	0	
19:00	274	2	255	12	0	4	0	0	0	0	0	1	0	0	
20:00	129	1	123	4	0	1	0	0	0	0	0	0	0	0	
21:00	74	0	68	5	0	1	0	0	0	0	0	0	0	0	
22:00	79	1	71	4	0	1	1	0	0	0	0	1	0	0	
23:00	74	0	59	6	0	1	3	0	0	1	3	1	0	0	
12H,7-19	6470	69	5616	554	6	33	37	4	131	0	4	16	0	0	
16H,6-22	7285	78	6359	596	6	40	39	4	142	0	4	17	0	0	
18H,6-24	7438	79	6489	606	6	42	43	4	142	1	7	19	0	0	
24H,0-24	7544	82	6568	621	6	44	45	4	145	1	8	20	0	0	

12835		OXFORDSHIRE				Site No: 12835015		Location		Site 15 - Oxford Rd, Farmoor (W of Cumnor Rd)					
Wed 08-Nov-23 to Tue 21-Nov-23						Channel: Eastbound									
TIME PERIOD	TOTAL VEHICLES	MOTOR-CYCLES	CARS OR CAR-BASED LGV	LIGHT GOODS VEHICLES	BUSES	TWO AXLE, SIX TYRE, RIGID/ BUSES	THREE AXLE RIGID	FOUR OR MORE AXLE RIGID	FOUR OR LESS AXLE ARTIC	FIVE AXLE ARTIC	SIX OR MORE AXLE ARTIC	FIVE OR LESS AXLE MULTI-TRAILER ARTIC	SIX AXLE MULTI-TRAILER ARTIC	SEVEN OR MORE AXLE ARTIC	
Fri 10-Nov-23															
00:00	22	0	21	1	0	0	0	0	0	0	0	0	0	0	
01:00	21	0	16	3	1	0	0	0	0	0	1	0	0	0	
02:00	11	0	8	1	0	0	1	0	1	0	0	0	0	0	
03:00	14	0	11	1	0	0	2	0	0	0	0	0	0	0	
04:00	21	0	18	2	0	0	0	0	0	0	0	1	0	0	
05:00	65	1	44	10	0	2	3	0	5	0	0	0	0	0	
06:00	274	0	236	24	0	2	3	0	8	0	1	0	0	0	
07:00	459	3	402	44	0	3	3	0	3	0	0	1	0	0	
08:00	474	3	420	37	1	2	4	0	6	0	1	0	0	0	
09:00	436	3	360	53	0	3	2	0	13	0	1	1	0	0	
10:00	408	5	330	50	1	6	3	0	12	0	0	1	0	0	
11:00	346	2	287	38	0	3	5	0	10	0	0	1	0	0	
12:00	421	1	359	44	1	4	3	1	7	0	0	1	0	0	
13:00	445	6	375	47	0	4	1	0	12	0	0	0	0	0	
14:00	457	2	393	40	0	4	0	0	16	1	1	0	0	0	
15:00	509	3	443	50	0	4	3	0	4	0	2	0	0	0	
16:00	495	4	443	41	0	3	0	0	4	0	0	0	0	0	
17:00	517	4	475	33	0	3	0	0	1	0	0	1	0	0	
18:00	452	7	425	15	1	3	0	0	1	0	0	0	0	0	
19:00	220	0	210	7	0	2	0	0	1	0	0	0	0	0	
20:00	86	2	76	6	0	1	1	0	0	0	0	0	0	0	
21:00	91	0	88	2	0	1	0	0	0	0	0	0	0	0	
22:00	74	0	70	1	0	1	2	0	0	0	0	0	0	0	
23:00	66	0	58	4	0	3	1	0	0	0	0	0	0	0	
12H,7-19	5419	43	4712	492	4	42	24	1	89	1	5	6	0	0	
16H,6-22	6090	45	5322	531	4	48	28	1	98	1	6	6	0	0	
18H,6-24	6230	45	5450	536	4	52	31	1	98	1	6	6	0	0	
24H,0-24	6384	46	5568	554	5	54	37	1	104	1	7	7	0	0	

12835		OXFORDSHIRE				Site No: 12835015	Location	Site 15 - Oxford Rd, Farmoor (W of Cumnor Rd)							
Wed 08-Nov-23 to Tue 21-Nov-23						Channel: Eastbound									
TIME PERIOD	TOTAL VEHICLES	MOTOR-CYCLES	CARS OR CAR-BASED LGV	LIGHT GOODS VEHICLES	BUSES	TWO AXLE, SIX TYRE, RIGID/ BUSES	THREE AXLE RIGID	FOUR OR MORE AXLE RIGID	FOUR OR LESS AXLE ARTIC	FIVE AXLE ARTIC	SIX OR MORE AXLE ARTIC	FIVE OR LESS AXLE MULTI-TRAILER ARTIC	SIX AXLE MULTI-TRAILER ARTIC	SEVEN OR MORE AXLE ARTIC	
Sat 11-Nov-23															
00:00	43	0	41	1	0	0	0	0	0	0	1	0	0	0	
01:00	22	0	20	1	0	0	1	0	0	0	0	0	0	0	
02:00	16	0	12	3	0	0	0	0	0	0	0	1	0	0	
03:00	8	1	3	2	0	0	2	0	0	0	0	0	0	0	
04:00	17	0	14	0	0	0	2	0	0	0	1	0	0	0	
05:00	34	0	30	3	0	0	0	0	0	0	1	0	0	0	
06:00	72	2	66	2	0	1	1	0	0	0	0	0	0	0	
07:00	157	1	139	13	0	2	0	0	2	0	0	0	0	0	
08:00	224	1	207	11	0	2	2	0	1	0	0	0	0	0	
09:00	328	2	307	15	0	2	0	0	2	0	0	0	0	0	
10:00	392	7	356	24	0	2	1	0	2	0	0	0	0	0	
11:00	414	9	376	18	0	2	1	0	7	0	1	0	0	0	
12:00	395	13	352	18	0	3	0	1	6	0	0	1	1	0	
13:00	388	3	356	22	0	2	0	0	4	0	1	0	0	0	
14:00	421	9	395	10	0	1	3	0	3	0	0	0	0	0	
15:00	300	8	276	11	0	3	0	0	1	0	0	1	0	0	
16:00	354	9	331	11	0	2	0	0	1	0	0	0	0	0	
17:00	411	4	381	19	0	2	0	0	5	0	0	0	0	0	
18:00	195	4	178	7	0	1	1	0	4	0	0	0	0	0	
19:00	126	2	115	5	0	2	1	0	1	0	0	0	0	0	
20:00	66	1	59	3	0	1	0	0	1	0	1	0	0	0	
21:00	68	1	66	1	0	0	0	0	0	0	0	0	0	0	
22:00	73	0	68	3	0	2	0	0	0	0	0	0	0	0	
23:00	45	0	42	1	0	1	0	0	1	0	0	0	0	0	
12H,7-19	3979	70	3654	179	0	24	8	1	38	0	2	2	1	0	
16H,6-22	4311	76	3960	190	0	28	10	1	40	0	3	2	1	0	
18H,6-24	4429	76	4070	194	0	31	10	1	41	0	3	2	1	0	
24H,0-24	4569	77	4190	204	0	31	15	1	41	0	6	3	1	0	

12835		OXFORDSHIRE				Site No: 12835015	Location	Site 15 - Oxford Rd, Farmoor (W of Cumnor Rd)							
Wed 08-Nov-23 to Tue 21-Nov-23						Channel: Eastbound									
TIME PERIOD	TOTAL VEHICLES	MOTOR-CYCLES	CARS OR CAR-BASED LGV	LIGHT GOODS VEHICLES	BUSES	TWO AXLE, SIX TYRE, RIGID/ BUSES	THREE AXLE RIGID	FOUR OR MORE AXLE RIGID	FOUR OR LESS AXLE ARTIC	FIVE AXLE ARTIC	SIX OR MORE AXLE ARTIC	FIVE OR LESS AXLE MULTI-TRAILER ARTIC	SIX AXLE MULTI-TRAILER ARTIC	SEVEN OR MORE AXLE ARTIC	
Sun 12-Nov-23															
00:00	22	0	21	1	0	0	0	0	0	0	0	0	0	0	
01:00	12	0	12	0	0	0	0	0	0	0	0	0	0	0	
02:00	6	0	5	0	0	0	0	0	1	0	0	0	0	0	
03:00	2	0	2	0	0	0	0	0	0	0	0	0	0	0	
04:00	8	0	7	0	0	0	0	0	0	0	1	0	0	0	
05:00	10	0	9	1	0	0	0	0	0	0	0	0	0	0	
06:00	35	1	32	1	0	0	0	0	1	0	0	0	0	0	
07:00	87	1	80	5	0	1	0	0	0	0	0	0	0	0	
08:00	111	2	101	5	0	2	0	0	0	0	0	1	0	0	
09:00	249	2	231	11	0	1	0	0	3	0	1	0	0	0	
10:00	321	2	304	12	0	0	1	0	1	0	1	0	0	0	
11:00	360	3	339	13	0	1	1	0	1	0	1	1	0	0	
12:00	433	2	409	18	0	1	0	0	2	0	1	0	0	0	
13:00	375	2	353	16	0	1	1	0	2	0	0	0	0	0	
14:00	302	2	287	8	0	1	0	0	4	0	0	0	0	0	
15:00	259	2	249	7	0	1	0	0	0	0	0	0	0	0	
16:00	255	1	241	8	0	1	2	0	2	0	0	0	0	0	
17:00	296	2	285	8	0	1	0	0	0	0	0	0	0	0	
18:00	221	3	202	10	0	1	0	0	4	0	1	0	0	0	
19:00	169	1	154	13	0	1	0	0	0	0	0	0	0	0	
20:00	63	0	62	0	0	0	1	0	0	0	0	0	0	0	
21:00	50	0	45	5	0	0	0	0	0	0	0	0	0	0	
22:00	27	0	26	1	0	0	0	0	0	0	0	0	0	0	
23:00	13	0	9	1	1	0	0	0	2	0	0	0	0	0	
12H,7-19	3269	24	3081	121	0	12	5	0	19	0	5	2	0	0	
16H,6-22	3586	26	3374	140	0	13	6	0	20	0	5	2	0	0	
18H,6-24	3626	26	3409	142	1	13	6	0	22	0	5	2	0	0	
24H,0-24	3686	26	3465	144	1	13	6	0	23	0	6	2	0	0	

12835		OXFORDSHIRE				Site No: 12835015		Location		Site 15 - Oxford Rd, Farmoor (W of Cumnor Rd)					
Wed 08-Nov-23 to Tue 21-Nov-23						Channel: Eastbound									
TIME PERIOD	TOTAL VEHICLES	MOTOR-CYCLES	CARS OR CAR-BASED LGV	LIGHT GOODS VEHICLES	BUSES	TWO AXLE, SIX TYRE, RIGID/ BUSES	THREE AXLE RIGID	FOUR OR MORE AXLE RIGID	FOUR OR LESS AXLE ARTIC	FIVE AXLE ARTIC	SIX OR MORE AXLE ARTIC	FIVE OR LESS AXLE MULTI-TRAILER ARTIC	SIX AXLE MULTI-TRAILER ARTIC	SEVEN OR MORE AXLE ARTIC	
Mon 13-Nov-23															
00:00	10	0	7	2	0	1	0	0	0	0	0	0	0	0	
01:00	4	0	2	2	0	0	0	0	0	0	0	0	0	0	
02:00	2	0	2	0	0	0	0	0	0	0	0	0	0	0	
03:00	4	0	4	0	0	0	0	0	0	0	0	0	0	0	
04:00	16	0	11	5	0	0	0	0	0	0	0	0	0	0	
05:00	62	1	51	4	0	2	2	0	1	0	1	0	0	0	
06:00	267	2	226	33	0	1	0	0	5	0	0	0	0	0	
07:00	792	1	701	67	2	0	7	0	13	0	1	0	0	0	
08:00	428	5	377	31	1	4	2	0	8	0	0	0	0	0	
09:00	376	0	320	35	0	2	6	0	11	0	0	2	0	0	
10:00	312	1	256	41	0	4	2	0	7	0	1	0	0	0	
11:00	291	3	237	34	0	4	6	0	3	0	1	3	0	0	
12:00	295	1	245	30	0	9	9	0	1	0	0	0	0	0	
13:00	310	6	264	30	0	1	3	0	2	0	2	2	0	0	
14:00	330	4	283	28	0	1	1	0	11	0	1	1	0	0	
15:00	394	1	335	41	0	3	1	0	7	0	1	5	0	0	
16:00	461	2	407	45	0	1	1	0	3	0	0	2	0	0	
17:00	417	0	392	22	0	2	0	0	0	0	0	1	0	0	
18:00	273	4	254	11	0	3	1	0	0	0	0	0	0	0	
19:00	169	1	156	7	0	1	3	0	0	0	1	0	0	0	
20:00	67	0	61	4	0	1	1	0	0	0	0	0	0	0	
21:00	54	1	50	2	0	1	0	0	0	0	0	0	0	0	
22:00	66	1	63	1	0	1	0	0	0	0	0	0	0	0	
23:00	21	1	17	1	0	0	2	0	0	0	0	0	0	0	
12H,7-19	4679	28	4071	415	3	34	39	0	66	0	7	16	0	0	
16H,6-22	5236	32	4564	461	3	38	43	0	71	0	8	16	0	0	
18H,6-24	5323	34	4644	463	3	39	45	0	71	0	8	16	0	0	
24H,0-24	5421	35	4721	476	3	42	47	0	72	0	9	16	0	0	

12835		OXFORDSHIRE				Site No: 12835015	Location	Site 15 - Oxford Rd, Farmoor (W of Cumnor Rd)							
Wed 08-Nov-23 to Tue 21-Nov-23						Channel: Eastbound									
TIME PERIOD	TOTAL VEHICLES	MOTOR-CYCLES	CARS OR CAR-BASED LGV	LIGHT GOODS VEHICLES	BUSES	TWO AXLE, SIX TYRE, RIGID/ BUSES	THREE AXLE RIGID	FOUR OR MORE AXLE RIGID	FOUR OR LESS AXLE ARTIC	FIVE AXLE ARTIC	SIX OR MORE AXLE ARTIC	FIVE OR LESS AXLE MULTI-TRAILER ARTIC	SIX AXLE MULTI-TRAILER ARTIC	SEVEN OR MORE AXLE ARTIC	
Tue 14-Nov-23															
00:00	11	0	9	1	0	1	0	0	0	0	0	0	0	0	
01:00	4	0	3	0	0	0	0	0	0	0	1	0	0	0	
02:00	1	0	1	0	0	0	0	0	0	0	0	0	0	0	
03:00	1	0	1	0	0	0	0	0	0	0	0	0	0	0	
04:00	16	0	10	3	0	0	2	0	1	0	0	0	0	0	
05:00	60	1	49	2	0	2	5	0	0	0	0	1	0	0	
06:00	329	6	269	36	1	2	3	0	10	0	2	0	0	0	
07:00	474	6	412	41	1	2	7	0	3	0	0	2	0	0	
08:00	485	13	412	41	2	4	3	0	5	0	0	5	0	0	
09:00	422	0	363	44	0	4	4	0	7	0	0	0	0	0	
10:00	371	0	299	47	0	4	10	0	8	0	1	2	0	0	
11:00	289	2	233	37	0	3	6	0	4	0	1	3	0	0	
12:00	298	1	248	35	0	6	6	0	2	0	0	0	0	0	
13:00	300	4	255	31	0	2	2	0	2	0	2	2	0	0	
14:00	311	3	267	28	0	1	1	0	9	0	1	1	0	0	
15:00	384	2	316	48	0	6	2	0	7	0	1	2	0	0	
16:00	512	1	453	47	0	3	2	0	3	0	1	2	0	0	
17:00	506	0	463	33	0	1	4	0	2	0	0	3	0	0	
18:00	351	3	327	16	0	3	2	0	0	0	0	0	0	0	
19:00	138	0	128	8	0	1	1	0	0	0	0	0	0	0	
20:00	82	0	79	1	0	1	0	0	0	0	0	1	0	0	
21:00	80	0	75	3	0	1	0	0	0	0	0	1	0	0	
22:00	78	0	76	1	0	1	0	0	0	0	0	0	0	0	
23:00	14	0	12	1	0	1	0	0	0	0	0	0	0	0	
12H,7-19	4703	35	4048	448	3	39	49	0	52	0	7	22	0	0	
16H,6-22	5332	41	4599	496	4	44	53	0	62	0	9	24	0	0	
18H,6-24	5424	41	4687	498	4	46	53	0	62	0	9	24	0	0	
24H,0-24	5517	42	4760	504	4	49	60	0	63	0	10	25	0	0	

12835		OXFORDSHIRE				Site No: 12835015		Location		Site 15 - Oxford Rd, Farmoor (W of Cumnor Rd)					
Wed 08-Nov-23 to Tue 21-Nov-23						Channel: Eastbound									
TIME PERIOD	TOTAL VEHICLES	MOTOR-CYCLES	CARS OR CAR-BASED LGV	LIGHT GOODS VEHICLES	BUSES	TWO AXLE, SIX TYRE, RIGID/ BUSES	THREE AXLE RIGID	FOUR OR MORE AXLE RIGID	FOUR OR LESS AXLE ARTIC	FIVE AXLE ARTIC	SIX OR MORE AXLE ARTIC	FIVE OR LESS AXLE MULTI-TRAILER ARTIC	SIX AXLE MULTI-TRAILER ARTIC	SEVEN OR MORE AXLE ARTIC	
Wed 15-Nov-23															
00:00	4	0	3	1	0	0	0	0	0	0	0	0	0	0	
01:00	10	0	9	0	0	0	0	0	0	0	1	0	0	0	
02:00	3	0	3	0	0	0	0	0	0	0	0	0	0	0	
03:00	5	1	3	1	0	0	0	0	0	0	0	0	0	0	
04:00	18	0	17	1	0	0	0	0	0	0	0	0	0	0	
05:00	58	1	46	6	0	2	0	0	3	0	0	0	0	0	
06:00	299	4	249	27	0	3	3	0	7	0	3	3	0	0	
07:00	585	8	503	62	1	1	2	0	4	0	2	2	0	0	
08:00	605	9	522	47	0	4	9	0	8	0	1	5	0	0	
09:00	438	0	371	52	0	2	4	0	4	1	2	2	0	0	
10:00	342	3	288	30	2	2	5	0	11	0	0	1	0	0	
11:00	293	0	243	33	0	4	5	0	4	0	0	4	0	0	
12:00	334	5	277	38	0	3	3	0	6	0	2	0	0	0	
13:00	251	4	204	26	0	3	6	0	5	0	2	1	0	0	
14:00	116	1	100	11	0	1	2	0	1	0	0	0	0	0	
15:00	416	2	353	39	1	4	4	0	8	0	1	4	0	0	
16:00	496	3	442	40	0	2	2	0	3	1	1	2	0	0	
17:00	511	1	465	28	0	3	8	0	1	0	3	2	0	0	
18:00	331	3	301	13	0	5	7	0	0	0	0	2	0	0	
19:00	210	0	194	11	0	1	1	0	1	0	2	0	0	0	
20:00	95	2	81	7	0	0	3	0	0	0	0	2	0	0	
21:00	70	1	63	2	0	0	3	0	1	0	0	0	0	0	
22:00	82	1	80	0	0	0	1	0	0	0	0	0	0	0	
23:00	26	0	22	2	0	0	0	0	0	1	0	1	0	0	
12H,7-19	4718	39	4069	419	4	34	57	0	55	2	14	25	0	0	
16H,6-22	5392	46	4656	466	4	38	67	0	64	2	19	30	0	0	
18H,6-24	5500	47	4758	468	4	38	68	0	64	3	19	31	0	0	
24H,0-24	5598	49	4839	477	4	40	68	0	67	3	20	31	0	0	

12835		OXFORDSHIRE				Site No: 12835015		Location		Site 15 - Oxford Rd, Farmoor (W of Cumnor Rd)					
Wed 08-Nov-23 to Tue 21-Nov-23						Channel: Eastbound									
TIME PERIOD	TOTAL VEHICLES	MOTOR-CYCLES	CARS OR CAR-BASED LGV	LIGHT GOODS VEHICLES	BUSES	TWO AXLE, SIX TYRE, RIGID/ BUSES	THREE AXLE RIGID	FOUR OR MORE AXLE RIGID	FOUR OR LESS AXLE ARTIC	FIVE AXLE ARTIC	SIX OR MORE AXLE ARTIC	FIVE OR LESS AXLE MULTI-TRAILER ARTIC	SIX AXLE MULTI-TRAILER ARTIC	SEVEN OR MORE AXLE ARTIC	
Thu 16-Nov-23															
00:00	9	0	8	1	0	0	0	0	0	0	0	0	0	0	
01:00	8	0	8	0	0	0	0	0	0	0	0	0	0	0	
02:00	6	0	6	0	0	0	0	0	0	0	0	0	0	0	
03:00	6	2	2	1	0	0	1	0	0	0	0	0	0	0	
04:00	14	0	10	3	0	0	0	0	0	0	1	0	0	0	
05:00	54	1	44	4	0	1	1	0	3	0	0	0	0	0	
06:00	320	1	277	26	0	2	3	0	7	0	0	4	0	0	
07:00	522	9	444	42	2	1	12	0	3	1	2	6	0	0	
08:00	504	8	421	39	1	3	12	0	4	1	10	5	0	0	
09:00	361	2	303	41	0	2	3	0	6	1	1	2	0	0	
10:00	334	3	280	33	0	3	8	1	2	0	2	2	0	0	
11:00	267	1	215	32	0	2	6	0	8	0	1	2	0	0	
12:00	289	3	242	28	0	3	6	0	3	0	0	4	0	0	
13:00	280	6	222	31	0	4	7	0	5	1	2	2	0	0	
14:00	331	3	278	32	0	1	7	0	6	0	2	2	0	0	
15:00	385	2	334	35	0	3	4	0	2	0	1	4	0	0	
16:00	464	1	393	42	0	3	13	0	3	0	4	5	0	0	
17:00	448	2	401	31	0	1	3	0	2	0	5	3	0	0	
18:00	398	0	369	15	1	3	2	0	2	0	4	2	0	0	
19:00	234	4	220	7	0	1	1	0	0	0	1	0	0	0	
20:00	87	0	81	2	0	0	2	0	1	0	1	0	0	0	
21:00	78	0	73	1	0	1	3	0	0	0	0	0	0	0	
22:00	112	0	108	1	0	0	1	0	1	0	1	0	0	0	
23:00	29	0	29	0	0	0	0	0	0	0	0	0	0	0	
12H,7-19	4583	40	3902	401	4	29	83	1	46	4	34	39	0	0	
16H,6-22	5302	45	4553	437	4	33	92	1	54	4	36	43	0	0	
18H,6-24	5443	45	4690	438	4	33	93	1	55	4	37	43	0	0	
24H,0-24	5540	48	4768	447	4	34	95	1	58	4	38	43	0	0	

12835		OXFORDSHIRE				Site No: 12835015		Location		Site 15 - Oxford Rd, Farmoor (W of Cumnor Rd)					
Wed 08-Nov-23 to Tue 21-Nov-23						Channel: Eastbound									
TIME PERIOD	TOTAL VEHICLES	MOTOR-CYCLES	CARS OR CAR-BASED LGV	LIGHT GOODS VEHICLES	BUSES	TWO AXLE, SIX TYRE, RIGID/ BUSES	THREE AXLE RIGID	FOUR OR MORE AXLE RIGID	FOUR OR LESS AXLE ARTIC	FIVE AXLE ARTIC	SIX OR MORE AXLE ARTIC	FIVE OR LESS AXLE MULTI-TRAILER ARTIC	SIX AXLE MULTI-TRAILER ARTIC	SEVEN OR MORE AXLE ARTIC	
Fri 17-Nov-23															
00:00	8	0	8	0	0	0	0	0	0	0	0	0	0	0	
01:00	8	0	6	1	0	0	0	0	0	0	1	0	0	0	
02:00	0	0	0	0	0	0	0	0	0	0	0	0	0	0	
03:00	2	0	2	0	0	0	0	0	0	0	0	0	0	0	
04:00	10	0	8	1	0	0	0	0	0	0	0	1	0	0	
05:00	49	0	44	2	0	2	1	0	0	0	0	0	0	0	
06:00	247	2	218	13	1	1	6	0	1	1	1	3	0	0	
07:00	557	6	474	43	1	3	15	0	8	1	3	3	0	0	
08:00	373	2	329	26	1	4	6	0	1	0	3	1	0	0	
09:00	350	3	292	34	0	0	9	0	9	1	1	1	0	0	
10:00	365	3	299	41	0	5	7	0	7	0	1	2	0	0	
11:00	328	4	265	40	0	6	2	0	5	1	2	3	0	0	
12:00	337	3	292	30	0	2	2	0	6	0	1	1	0	0	
13:00	365	6	313	31	0	4	6	0	2	0	2	1	0	0	
14:00	330	4	285	30	0	1	4	0	1	0	1	4	0	0	
15:00	416	1	371	30	0	4	5	0	5	0	0	0	0	0	
16:00	452	5	400	35	0	4	3	0	2	0	1	2	0	0	
17:00	422	2	389	15	0	3	7	0	2	0	2	2	0	0	
18:00	275	10	252	5	0	2	2	0	1	0	0	3	0	0	
19:00	183	4	165	10	0	2	1	0	0	0	0	1	0	0	
20:00	81	2	69	7	0	1	2	0	0	0	0	0	0	0	
21:00	56	0	53	2	0	0	1	0	0	0	0	0	0	0	
22:00	60	1	58	1	0	0	0	0	0	0	0	0	0	0	
23:00	47	1	44	1	0	1	0	0	0	0	0	0	0	0	
12H,7-19	4570	49	3961	360	2	38	68	0	49	3	17	23	0	0	
16H,6-22	5137	57	4466	392	3	42	78	0	50	4	18	27	0	0	
18H,6-24	5244	59	4568	394	3	43	78	0	50	4	18	27	0	0	
24H,0-24	5321	59	4636	398	3	45	79	0	50	4	19	28	0	0	

12835		OXFORDSHIRE				Site No: 12835015		Location		Site 15 - Oxford Rd, Farmoor (W of Cumnor Rd)					
Wed 08-Nov-23 to Tue 21-Nov-23						Channel: Eastbound									
TIME PERIOD	TOTAL VEHICLES	MOTOR-CYCLES	CARS OR CAR-BASED LGV	LIGHT GOODS VEHICLES	BUSES	TWO AXLE, SIX TYRE, RIGID/ BUSES	THREE AXLE RIGID	FOUR OR MORE AXLE RIGID	FOUR OR LESS AXLE ARTIC	FIVE AXLE ARTIC	SIX OR MORE AXLE ARTIC	FIVE OR LESS AXLE MULTI-TRAILER ARTIC	SIX AXLE MULTI-TRAILER ARTIC	SEVEN OR MORE AXLE ARTIC	
Sat 18-Nov-23															
00:00	29	0	25	2	0	0	2	0	0	0	0	0	0	0	
01:00	16	0	15	0	0	0	1	0	0	0	0	0	0	0	
02:00	3	0	3	0	0	0	0	0	0	0	0	0	0	0	
03:00	5	0	4	1	0	0	0	0	0	0	0	0	0	0	
04:00	11	0	9	2	0	0	0	0	0	0	0	0	0	0	
05:00	26	0	23	3	0	0	0	0	0	0	0	0	0	0	
06:00	53	1	45	6	0	1	0	0	0	0	0	0	0	0	
07:00	111	1	100	9	0	1	0	0	0	0	0	0	0	0	
08:00	196	1	180	8	0	2	4	0	0	0	0	1	0	0	
09:00	291	1	274	10	0	1	3	0	0	0	2	0	0	0	
10:00	348	1	320	16	0	1	4	0	0	0	1	5	0	0	
11:00	418	1	385	19	0	2	5	0	1	0	2	3	0	0	
12:00	353	3	325	17	0	2	2	0	0	0	2	2	0	0	
13:00	411	7	378	17	2	2	2	0	2	0	0	1	0	0	
14:00	352	3	330	12	0	2	2	0	2	0	0	1	0	0	
15:00	286	1	271	7	0	2	1	0	0	0	1	3	0	0	
16:00	294	3	271	11	0	2	5	0	0	0	1	1	0	0	
17:00	275	0	264	5	0	1	2	0	1	0	2	0	0	0	
18:00	181	1	172	6	0	2	0	0	0	0	0	0	0	0	
19:00	121	1	116	2	0	2	0	0	0	0	0	0	0	0	
20:00	74	2	67	3	0	1	1	0	0	0	0	0	0	0	
21:00	69	0	64	5	0	0	0	0	0	0	0	0	0	0	
22:00	57	0	51	4	0	1	1	0	0	0	0	0	0	0	
23:00	56	0	52	2	0	1	1	0	0	0	0	0	0	0	
12H,7-19	3516	23	3270	137	2	20	30	0	6	0	11	17	0	0	
16H,6-22	3833	27	3562	153	2	24	31	0	6	0	11	17	0	0	
18H,6-24	3946	27	3665	159	2	26	33	0	6	0	11	17	0	0	
24H,0-24	4036	27	3744	167	2	26	36	0	6	0	11	17	0	0	

12835		OXFORDSHIRE				Site No: 12835015	Location	Site 15 - Oxford Rd, Farmoor (W of Cumnor Rd)							
Wed 08-Nov-23 to Tue 21-Nov-23						Channel: Eastbound									
TIME PERIOD	TOTAL VEHICLES	MOTOR-CYCLES	CARS OR CAR-BASED LGV	LIGHT GOODS VEHICLES	BUSES	TWO AXLE, SIX TYRE, RIGID/ BUSES	THREE AXLE RIGID	FOUR OR MORE AXLE RIGID	FOUR OR LESS AXLE ARTIC	FIVE AXLE ARTIC	SIX OR MORE AXLE ARTIC	FIVE OR LESS AXLE MULTI-TRAILER ARTIC	SIX AXLE MULTI-TRAILER ARTIC	SEVEN OR MORE AXLE ARTIC	
Sun 19-Nov-23															
00:00	25	0	23	1	0	0	1	0	0	0	0	0	0	0	
01:00	16	0	14	1	0	0	1	0	0	0	0	0	0	0	
02:00	7	0	7	0	0	0	0	0	0	0	0	0	0	0	
03:00	7	0	7	0	0	0	0	0	0	0	0	0	0	0	
04:00	5	0	5	0	0	0	0	0	0	0	0	0	0	0	
05:00	11	0	11	0	0	0	0	0	0	0	0	0	0	0	
06:00	33	0	31	2	0	0	0	0	0	0	0	0	0	0	
07:00	89	1	84	2	0	1	0	0	0	0	0	1	0	0	
08:00	118	2	109	5	0	0	1	0	0	0	0	1	0	0	
09:00	231	3	211	12	0	1	3	0	0	0	0	1	0	0	
10:00	396	1	367	21	0	1	2	0	1	0	1	2	0	0	
11:00	414	1	392	15	0	2	2	0	0	0	1	1	0	0	
12:00	367	2	336	24	0	0	2	0	0	0	0	3	0	0	
13:00	393	2	370	16	0	2	0	0	2	0	0	1	0	0	
14:00	293	2	272	11	0	1	3	0	1	0	0	3	0	0	
15:00	288	1	266	14	0	1	3	0	2	0	1	0	0	0	
16:00	289	1	272	12	0	1	1	0	1	0	0	1	0	0	
17:00	306	2	293	4	0	2	1	0	1	0	0	3	0	0	
18:00	199	3	186	8	0	0	1	0	1	0	0	0	0	0	
19:00	111	2	102	5	0	0	2	0	0	0	0	0	0	0	
20:00	80	0	76	4	0	0	0	0	0	0	0	0	0	0	
21:00	52	0	50	2	0	0	0	0	0	0	0	0	0	0	
22:00	34	0	31	2	0	0	0	0	0	0	1	0	0	0	
23:00	14	1	11	2	0	0	0	0	0	0	0	0	0	0	
12H,7-19	3383	21	3158	144	0	12	19	0	9	0	3	17	0	0	
16H,6-22	3659	23	3417	157	0	12	21	0	9	0	3	17	0	0	
18H,6-24	3707	24	3459	161	0	12	21	0	9	0	4	17	0	0	
24H,0-24	3778	24	3526	163	0	12	23	0	9	0	4	17	0	0	

12835		OXFORDSHIRE				Site No: 12835015		Location		Site 15 - Oxford Rd, Farmoor (W of Cumnor Rd)					
Wed 08-Nov-23 to Tue 21-Nov-23						Channel: Eastbound									
TIME PERIOD	TOTAL VEHICLES	MOTOR-CYCLES	CARS OR CAR-BASED LGV	LIGHT GOODS VEHICLES	BUSES	TWO AXLE, SIX TYRE, RIGID/ BUSES	THREE AXLE RIGID	FOUR OR MORE AXLE RIGID	FOUR OR LESS AXLE ARTIC	FIVE AXLE ARTIC	SIX OR MORE AXLE ARTIC	FIVE OR LESS AXLE MULTI-TRAILER ARTIC	SIX AXLE MULTI-TRAILER ARTIC	SEVEN OR MORE AXLE ARTIC	
Mon 20-Nov-23															
00:00	11	0	10	1	0	0	0	0	0	0	0	0	0	0	
01:00	11	0	10	1	0	0	0	0	0	0	0	0	0	0	
02:00	3	0	3	0	0	0	0	0	0	0	0	0	0	0	
03:00	11	0	7	3	0	0	1	0	0	0	0	0	0	0	
04:00	17	0	13	1	0	0	3	0	0	0	0	0	0	0	
05:00	59	1	51	2	1	1	2	0	1	0	0	0	0	0	
06:00	286	3	245	21	2	2	4	0	7	0	1	1	0	0	
07:00	762	1	669	75	1	0	4	0	11	0	1	0	0	0	
08:00	425	4	381	28	1	3	1	0	7	0	0	0	0	0	
09:00	375	0	320	30	0	2	9	0	11	0	0	3	0	0	
10:00	324	1	260	48	0	6	1	0	7	0	1	0	0	0	
11:00	271	4	223	26	0	4	5	0	4	0	1	4	0	0	
12:00	299	1	244	31	0	10	12	0	1	0	0	0	0	0	
13:00	277	1	247	19	0	2	4	0	4	0	0	0	0	0	
14:00	288	1	243	24	0	5	4	0	7	0	2	2	0	0	
15:00	431	4	369	43	2	1	5	0	2	0	1	4	0	0	
16:00	439	8	372	46	0	3	4	0	4	0	0	2	0	0	
17:00	496	2	456	29	0	3	4	0	1	0	1	0	0	0	
18:00	366	2	340	14	0	4	3	0	2	0	0	1	0	0	
19:00	169	0	161	5	0	1	1	0	1	0	0	0	0	0	
20:00	76	0	72	0	0	1	1	0	1	0	0	1	0	0	
21:00	54	0	48	4	0	0	1	0	0	1	0	0	0	0	
22:00	86	1	84	1	0	0	0	0	0	0	0	0	0	0	
23:00	16	0	16	0	0	0	0	0	0	0	0	0	0	0	
12H,7-19	4753	29	4124	413	4	43	56	0	61	0	7	16	0	0	
16H,6-22	5338	32	4650	443	6	47	63	0	70	1	8	18	0	0	
18H,6-24	5440	33	4750	444	6	47	63	0	70	1	8	18	0	0	
24H,0-24	5552	34	4844	452	7	48	69	0	71	1	8	18	0	0	

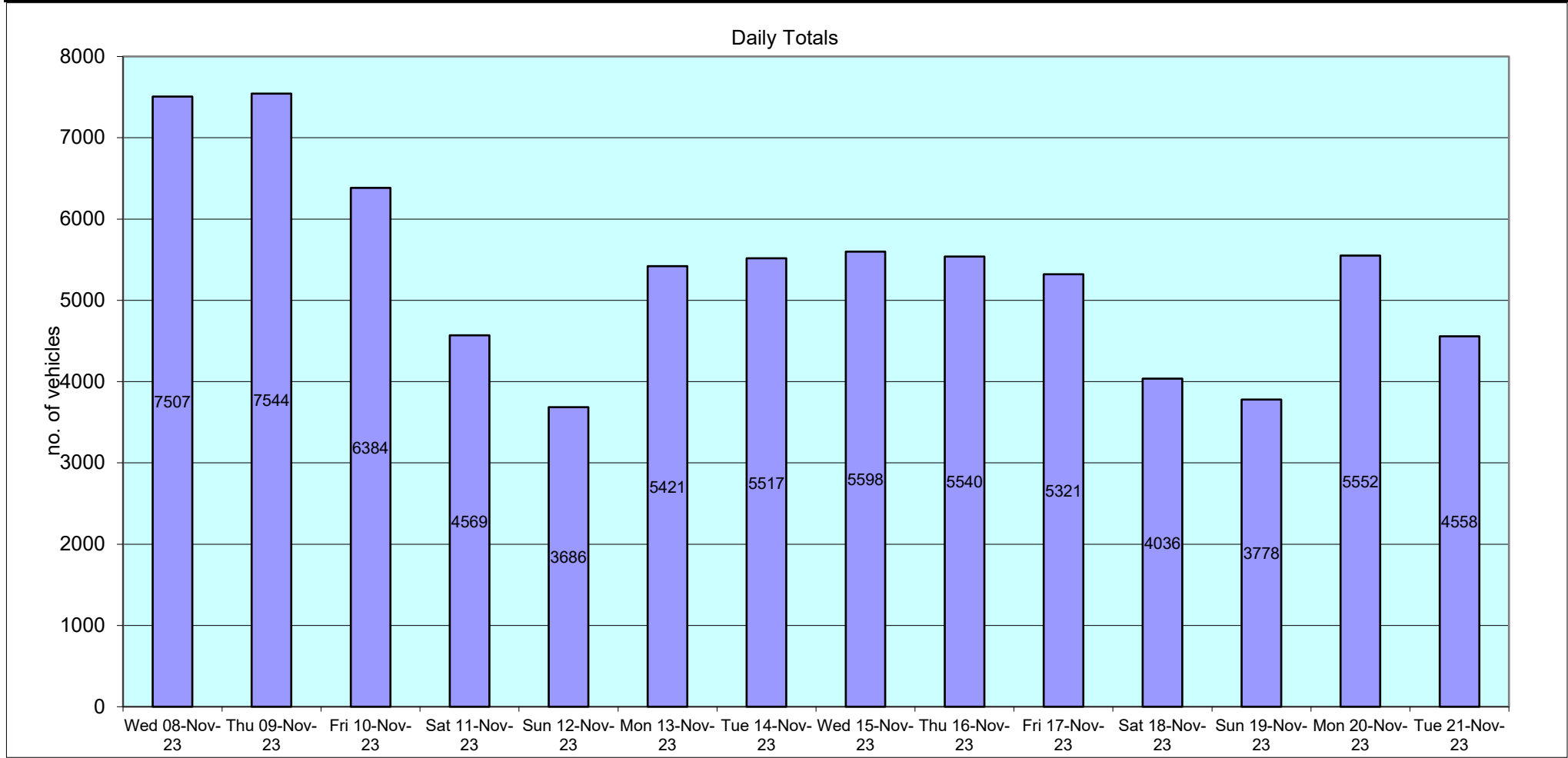
12835		OXFORDSHIRE				Site No: 12835015	Location	Site 15 - Oxford Rd, Farmoor (W of Cumnor Rd)							
Wed 08-Nov-23 to Tue 21-Nov-23						Channel: Eastbound									
TIME PERIOD	TOTAL VEHICLES	MOTOR-CYCLES	CARS OR CAR-BASED LGV	LIGHT GOODS VEHICLES	BUSES	TWO AXLE, SIX TYRE, RIGID/ BUSES	THREE AXLE RIGID	FOUR OR MORE AXLE RIGID	FOUR OR LESS AXLE ARTIC	FIVE AXLE ARTIC	SIX OR MORE AXLE ARTIC	FIVE OR LESS AXLE MULTI-TRAILER ARTIC	SIX AXLE MULTI-TRAILER ARTIC	SEVEN OR MORE AXLE ARTIC	
Tue 21-Nov-23															
00:00	12	1	9	2	0	0	0	0	0	0	0	0	0	0	
01:00	4	0	4	0	0	0	0	0	0	0	0	0	0	0	
02:00	3	0	2	0	0	0	0	0	0	0	1	0	0	0	
03:00	2	0	1	1	0	0	0	0	0	0	0	0	0	0	
04:00	15	1	12	2	0	0	0	0	0	0	0	0	0	0	
05:00	65	0	59	2	0	2	1	0	1	0	0	0	0	0	
06:00	303	2	268	22	0	0	7	0	3	0	0	1	0	0	
07:00	0	0	0	0	0	0	0	0	0	0	0	0	0	0	
08:00	19	1	16	2	0	0	0	0	0	0	0	0	0	0	
09:00	401	5	324	51	0	2	11	0	4	0	1	3	0	0	
10:00	336	3	287	36	0	2	1	0	4	1	1	1	0	0	
11:00	323	4	257	44	1	7	2	1	5	0	0	2	0	0	
12:00	300	3	241	35	0	3	6	0	10	0	1	1	0	0	
13:00	314	3	274	25	0	2	2	0	6	1	0	1	0	0	
14:00	343	1	303	29	0	3	1	0	4	1	0	1	0	0	
15:00	379	1	333	31	0	3	1	0	7	0	0	3	0	0	
16:00	447	1	378	56	0	3	3	0	3	0	2	1	0	0	
17:00	472	2	438	25	0	2	1	0	3	0	1	0	0	0	
18:00	414	2	397	7	0	2	4	0	1	0	0	1	0	0	
19:00	149	3	141	2	0	1	2	0	0	0	0	0	0	0	
20:00	77	2	72	2	0	1	0	0	0	0	0	0	0	0	
21:00	71	1	68	0	0	0	2	0	0	0	0	0	0	0	
22:00	85	0	80	3	0	0	2	0	0	0	0	0	0	0	
23:00	24	0	21	3	0	0	0	0	0	0	0	0	0	0	
12H,7-19	3748	26	3248	341	1	29	32	1	47	3	6	14	0	0	
16H,6-22	4348	34	3797	367	1	31	43	1	50	3	6	15	0	0	
18H,6-24	4457	34	3898	373	1	31	45	1	50	3	6	15	0	0	
24H,0-24	4558	36	3985	380	1	33	46	1	51	3	7	15	0	0	

12835		OXFORDSHIRE				Site No: 12835015	Location	Site 15 - Oxford Rd, Farmoor (W of Cumnor Rd)							
Wed 08-Nov-23 to Tue 21-Nov-23						Channel: Eastbound									
TIME PERIOD	TOTAL VEHICLES	MOTOR-CYCLES	CARS OR CAR-BASED LGV	LIGHT GOODS VEHICLES	BUSES	TWO AXLE, SIX TYRE, RIGID/ BUSES	THREE AXLE RIGID	FOUR OR MORE AXLE RIGID	FOUR OR LESS AXLE ARTIC	FIVE AXLE ARTIC	SIX OR MORE AXLE ARTIC	FIVE OR LESS AXLE MULTI-TRAILER ARTIC	SIX AXLE MULTI-TRAILER ARTIC	SEVEN OR MORE AXLE ARTIC	
Daily Totals															
Wed 08-Nov-23	7507	58	6614	579	10	36	38	3	148	0	4	16	1	0	
Thu 09-Nov-23	7544	82	6568	621	6	44	45	4	145	1	8	20	0	0	
Fri 10-Nov-23	6384	46	5568	554	5	54	37	1	104	1	7	7	0	0	
Sat 11-Nov-23	4569	77	4190	204	0	31	15	1	41	0	6	3	1	0	
Sun 12-Nov-23	3686	26	3465	144	1	13	6	0	23	0	6	2	0	0	
Mon 13-Nov-23	5421	35	4721	476	3	42	47	0	72	0	9	16	0	0	
Tue 14-Nov-23	5517	42	4760	504	4	49	60	0	63	0	10	25	0	0	
Wed 15-Nov-23	5598	49	4839	477	4	40	68	0	67	3	20	31	0	0	
Thu 16-Nov-23	5540	48	4768	447	4	34	95	1	58	4	38	43	0	0	
Fri 17-Nov-23	5321	59	4636	398	3	45	79	0	50	4	19	28	0	0	
Sat 18-Nov-23	4036	27	3744	167	2	26	36	0	6	0	11	17	0	0	
Sun 19-Nov-23	3778	24	3526	163	0	12	23	0	9	0	4	17	0	0	
Mon 20-Nov-23	5552	34	4844	452	7	48	69	0	71	1	8	18	0	0	
Tue 21-Nov-23	4558	36	3985	380	1	33	46	1	51	3	7	15	0	0	

12835 OXFORDSHIRE Site No: 12835015 Location Site 15 - Oxford Rd, Farmoor (W of Cumnor Rd)
 Wed 08-Nov-23 to Tue 21-Nov-23 Channel: Eastbound

TIME PERIOD	TOTAL VEHICLES	MOTOR-CYCLES	CARS OR CAR-BASED LGV	LIGHT GOODS VEHICLES	BUSES	TWO AXLE, SIX TYRE, RIGID/ BUSES	THREE AXLE RIGID	FOUR OR MORE AXLE RIGID	FOUR OR LESS AXLE ARTIC	FIVE AXLE ARTIC	SIX OR MORE AXLE ARTIC	FIVE OR LESS AXLE MULTI-TRAILER ARTIC	SIX AXLE MULTI-TRAILER ARTIC	SEVEN OR MORE AXLE ARTIC
-------------	----------------	--------------	-----------------------	----------------------	-------	----------------------------------	------------------	-------------------------	-------------------------	-----------------	------------------------	---------------------------------------	------------------------------	--------------------------

Total Vehicles	[--]	75011	643	66228	5566	50	507	664	11	908	17	157	258	2	0
----------------	------	-------	-----	-------	------	----	-----	-----	----	-----	----	-----	-----	---	---



12835 OXFORDSHIRE Site No: 12835015 Location Site 15 - Oxford Rd, Farmoor (W of Cumnor Rd)
 Wed 08-Nov-23 to Tue 21-Nov-23 Channel: Eastbound

TIME PERIOD	TOTAL VEHICLES	MOTOR-CYCLES	MOTOR-CYCLES%	CARS	CARS %	LGV	LGV %	HGV	HGV %	BUS	BUS %
Wed 08-Nov-23											
00:00	5	0	0.0	5	100.0	0	0.0	0	0.0	0	0.0
01:00	7	0	0.0	5	71.4	2	28.6	0	0.0	0	0.0
02:00	2	0	0.0	1	50.0	1	50.0	0	0.0	0	0.0
03:00	10	0	0.0	9	90.0	1	10.0	0	0.0	0	0.0
04:00	16	0	0.0	13	81.3	3	18.8	0	0.0	0	0.0
05:00	64	2	3.1	52	81.3	7	10.9	3	4.7	0	0.0
06:00	336	1	0.3	295	87.8	30	8.9	10	3.0	0	0.0
07:00	960	10	1.0	854	89.0	58	6.0	38	4.0	0	0.0
08:00	570	9	1.6	512	89.8	30	5.3	16	2.8	3	0.5
09:00	469	4	0.9	392	83.6	57	12.2	14	3.0	2	0.4
10:00	416	0	0.0	346	83.2	53	12.7	16	3.9	1	0.2
11:00	363	0	0.0	305	84.0	37	10.2	21	5.8	0	0.0
12:00	371	2	0.5	314	84.6	39	10.5	16	4.3	0	0.0
13:00	340	1	0.3	293	86.2	29	8.5	17	5.0	0	0.0
14:00	425	1	0.2	361	84.9	45	10.6	17	4.0	1	0.2
15:00	497	5	1.0	437	87.9	43	8.7	12	2.4	0	0.0
16:00	779	1	0.1	709	91.0	51	6.6	17	2.2	1	0.1
17:00	812	12	1.5	730	89.9	46	5.7	24	3.0	0	0.0
18:00	541	4	0.7	497	91.9	24	4.4	15	2.8	1	0.2
19:00	264	3	1.1	245	92.8	11	4.2	4	1.5	1	0.4
20:00	105	2	1.9	96	91.4	5	4.8	2	1.9	0	0.0
21:00	69	1	1.5	63	91.3	4	5.8	1	1.5	0	0.0
22:00	63	0	0.0	58	92.1	3	4.8	2	3.2	0	0.0
23:00	23	0	0.0	22	95.7	0	0.0	1	4.4	0	0.0
12H,7-19	6543	49	0.8	5750	87.9	512	7.8	223	3.4	9	0.1
16H,6-22	7317	56	0.8	6449	88.1	562	7.7	240	3.3	10	0.1
18H,6-24	7403	56	0.8	6529	88.2	565	7.6	243	3.3	10	0.1
24H,0-24	7507	58	0.8	6614	88.1	579	7.7	246	3.3	10	0.1

12835 OXFORDSHIRE Site No: 12835015 Location Site 15 - Oxford Rd, Farmoor (W of Cumnor Rd)
 Wed 08-Nov-23 to Tue 21-Nov-23 Channel: Eastbound

TIME PERIOD	TOTAL VEHICLES	MOTOR-CYCLES	MOTOR-CYCLES%	CARS	CARS %	LGV	LGV %	HGV	HGV %	BUS	BUS %
Thu 09-Nov-23											
00:00	9	0	0.0	8	88.9	1	11.1	0	0.0	0	0.0
01:00	6	1	16.7	4	66.7	1	16.7	0	0.0	0	0.0
02:00	6	0	0.0	4	66.7	1	16.7	1	16.7	0	0.0
03:00	3	0	0.0	2	66.7	1	33.3	0	0.0	0	0.0
04:00	14	0	0.0	10	71.4	3	21.4	1	7.1	0	0.0
05:00	68	2	2.9	51	75.0	8	11.8	7	10.3	0	0.0
06:00	338	6	1.8	297	87.9	21	6.2	14	4.1	0	0.0
07:00	967	11	1.1	857	88.6	66	6.8	33	3.4	0	0.0
08:00	552	10	1.8	493	89.3	38	6.9	10	1.8	1	0.2
09:00	464	5	1.1	391	84.3	47	10.1	21	4.5	0	0.0
10:00	371	4	1.1	300	80.9	49	13.2	17	4.6	1	0.3
11:00	372	3	0.8	291	78.2	58	15.6	19	5.1	1	0.3
12:00	368	5	1.4	300	81.5	44	12.0	18	4.9	1	0.3
13:00	361	5	1.4	292	80.9	46	12.7	18	5.0	0	0.0
14:00	417	4	1.0	341	81.8	55	13.2	17	4.1	0	0.0
15:00	514	4	0.8	461	89.7	35	6.8	14	2.7	0	0.0
16:00	745	1	0.1	674	90.5	53	7.1	16	2.2	1	0.1
17:00	808	13	1.6	736	91.1	36	4.5	23	2.9	0	0.0
18:00	531	4	0.8	480	90.4	27	5.1	19	3.6	1	0.2
19:00	274	2	0.7	255	93.1	12	4.4	5	1.8	0	0.0
20:00	129	1	0.8	123	95.4	4	3.1	1	0.8	0	0.0
21:00	74	0	0.0	68	91.9	5	6.8	1	1.4	0	0.0
22:00	79	1	1.3	71	89.9	4	5.1	3	3.8	0	0.0
23:00	74	0	0.0	59	79.7	6	8.1	9	12.2	0	0.0
12H,7-19	6470	69	1.1	5616	86.8	554	8.6	225	3.5	6	0.1
16H,6-22	7285	78	1.1	6359	87.3	596	8.2	246	3.4	6	0.1
18H,6-24	7438	79	1.1	6489	87.2	606	8.2	258	3.5	6	0.1
24H,0-24	7544	82	1.1	6568	87.1	621	8.2	267	3.5	6	0.1

12835 OXFORDSHIRE Site No: 12835015 Location Site 15 - Oxford Rd, Farmoor (W of Cumnor Rd)
 Wed 08-Nov-23 to Tue 21-Nov-23 Channel: Eastbound

TIME PERIOD	TOTAL VEHICLES	MOTOR-CYCLES	MOTOR-CYCLES%	CARS	CARS %	LGV	LGV %	HGV	HGV %	BUS	BUS %
Fri 10-Nov-23											
00:00	22	0	0.0	21	95.5	1	4.6	0	0.0	0	0.0
01:00	21	0	0.0	16	76.2	3	14.3	1	4.8	1	4.8
02:00	11	0	0.0	8	72.7	1	9.1	2	18.2	0	0.0
03:00	14	0	0.0	11	78.6	1	7.1	2	14.3	0	0.0
04:00	21	0	0.0	18	85.7	2	9.5	1	4.8	0	0.0
05:00	65	1	1.5	44	67.7	10	15.4	10	15.4	0	0.0
06:00	274	0	0.0	236	86.1	24	8.8	14	5.1	0	0.0
07:00	459	3	0.7	402	87.6	44	9.6	10	2.2	0	0.0
08:00	474	3	0.6	420	88.6	37	7.8	13	2.7	1	0.2
09:00	436	3	0.7	360	82.6	53	12.2	20	4.6	0	0.0
10:00	408	5	1.2	330	80.9	50	12.3	22	5.4	1	0.3
11:00	346	2	0.6	287	83.0	38	11.0	19	5.5	0	0.0
12:00	421	1	0.2	359	85.3	44	10.5	16	3.8	1	0.2
13:00	445	6	1.4	375	84.3	47	10.6	17	3.8	0	0.0
14:00	457	2	0.4	393	86.0	40	8.8	22	4.8	0	0.0
15:00	509	3	0.6	443	87.0	50	9.8	13	2.6	0	0.0
16:00	495	4	0.8	443	89.5	41	8.3	7	1.4	0	0.0
17:00	517	4	0.8	475	91.9	33	6.4	5	1.0	0	0.0
18:00	452	7	1.6	425	94.0	15	3.3	4	0.9	1	0.2
19:00	220	0	0.0	210	95.5	7	3.2	3	1.4	0	0.0
20:00	86	2	2.3	76	88.4	6	7.0	2	2.3	0	0.0
21:00	91	0	0.0	88	96.7	2	2.2	1	1.1	0	0.0
22:00	74	0	0.0	70	94.6	1	1.4	3	4.1	0	0.0
23:00	66	0	0.0	58	87.9	4	6.1	4	6.1	0	0.0
12H,7-19	5419	43	0.8	4712	87.0	492	9.1	168	3.1	4	0.1
16H,6-22	6090	45	0.7	5322	87.4	531	8.7	188	3.1	4	0.1
18H,6-24	6230	45	0.7	5450	87.5	536	8.6	195	3.1	4	0.1
24H,0-24	6384	46	0.7	5568	87.2	554	8.7	211	3.3	5	0.1

12835 OXFORDSHIRE Site No: 12835015 Location Site 15 - Oxford Rd, Farmoor (W of Cumnor Rd)
 Wed 08-Nov-23 to Tue 21-Nov-23 Channel: Eastbound

TIME PERIOD	TOTAL VEHICLES	MOTOR-CYCLES	MOTOR-CYCLES%	CARS	CARS %	LGV	LGV %	HGV	HGV %	BUS	BUS %
Sat 11-Nov-23											
00:00	43	0	0.0	41	95.4	1	2.3	1	2.3	0	0.0
01:00	22	0	0.0	20	90.9	1	4.6	1	4.6	0	0.0
02:00	16	0	0.0	12	75.0	3	18.8	1	6.3	0	0.0
03:00	8	1	12.5	3	37.5	2	25.0	2	25.0	0	0.0
04:00	17	0	0.0	14	82.4	0	0.0	3	17.7	0	0.0
05:00	34	0	0.0	30	88.2	3	8.8	1	2.9	0	0.0
06:00	72	2	2.8	66	91.7	2	2.8	2	2.8	0	0.0
07:00	157	1	0.6	139	88.5	13	8.3	4	2.6	0	0.0
08:00	224	1	0.5	207	92.4	11	4.9	5	2.2	0	0.0
09:00	328	2	0.6	307	93.6	15	4.6	4	1.2	0	0.0
10:00	392	7	1.8	356	90.8	24	6.1	5	1.3	0	0.0
11:00	414	9	2.2	376	90.8	18	4.4	11	2.7	0	0.0
12:00	395	13	3.3	352	89.1	18	4.6	12	3.0	0	0.0
13:00	388	3	0.8	356	91.8	22	5.7	7	1.8	0	0.0
14:00	421	9	2.1	395	93.8	10	2.4	7	1.7	0	0.0
15:00	300	8	2.7	276	92.0	11	3.7	5	1.7	0	0.0
16:00	354	9	2.5	331	93.5	11	3.1	3	0.9	0	0.0
17:00	411	4	1.0	381	92.7	19	4.6	7	1.7	0	0.0
18:00	195	4	2.1	178	91.3	7	3.6	6	3.1	0	0.0
19:00	126	2	1.6	115	91.3	5	4.0	4	3.2	0	0.0
20:00	66	1	1.5	59	89.4	3	4.6	3	4.6	0	0.0
21:00	68	1	1.5	66	97.1	1	1.5	0	0.0	0	0.0
22:00	73	0	0.0	68	93.2	3	4.1	2	2.7	0	0.0
23:00	45	0	0.0	42	93.3	1	2.2	2	4.4	0	0.0
12H,7-19	3979	70	1.8	3654	91.8	179	4.5	76	1.9	0	0.0
16H,6-22	4311	76	1.8	3960	91.9	190	4.4	85	2.0	0	0.0
18H,6-24	4429	76	1.7	4070	91.9	194	4.4	89	2.0	0	0.0
24H,0-24	4569	77	1.7	4190	91.7	204	4.5	98	2.1	0	0.0

12835 OXFORDSHIRE Site No: 12835015 Location Site 15 - Oxford Rd, Farmoor (W of Cumnor Rd)
 Wed 08-Nov-23 to Tue 21-Nov-23 Channel: Eastbound

TIME PERIOD	TOTAL VEHICLES	MOTOR-CYCLES	MOTOR-CYCLES%	CARS	CARS %	LGV	LGV %	HGV	HGV %	BUS	BUS %
Sun 12-Nov-23											
00:00	22	0	0.0	21	95.5	1	4.6	0	0.0	0	0.0
01:00	12	0	0.0	12	100.0	0	0.0	0	0.0	0	0.0
02:00	6	0	0.0	5	83.3	0	0.0	1	16.7	0	0.0
03:00	2	0	0.0	2	100.0	0	0.0	0	0.0	0	0.0
04:00	8	0	0.0	7	87.5	0	0.0	1	12.5	0	0.0
05:00	10	0	0.0	9	90.0	1	10.0	0	0.0	0	0.0
06:00	35	1	2.9	32	91.4	1	2.9	1	2.9	0	0.0
07:00	87	1	1.2	80	92.0	5	5.8	1	1.2	0	0.0
08:00	111	2	1.8	101	91.0	5	4.5	3	2.7	0	0.0
09:00	249	2	0.8	231	92.8	11	4.4	5	2.0	0	0.0
10:00	321	2	0.6	304	94.7	12	3.7	3	0.9	0	0.0
11:00	360	3	0.8	339	94.2	13	3.6	5	1.4	0	0.0
12:00	433	2	0.5	409	94.5	18	4.2	4	0.9	0	0.0
13:00	375	2	0.5	353	94.1	16	4.3	4	1.1	0	0.0
14:00	302	2	0.7	287	95.0	8	2.7	5	1.7	0	0.0
15:00	259	2	0.8	249	96.1	7	2.7	1	0.4	0	0.0
16:00	255	1	0.4	241	94.5	8	3.1	5	2.0	0	0.0
17:00	296	2	0.7	285	96.3	8	2.7	1	0.3	0	0.0
18:00	221	3	1.4	202	91.4	10	4.5	6	2.7	0	0.0
19:00	169	1	0.6	154	91.1	13	7.7	1	0.6	0	0.0
20:00	63	0	0.0	62	98.4	0	0.0	1	1.6	0	0.0
21:00	50	0	0.0	45	90.0	5	10.0	0	0.0	0	0.0
22:00	27	0	0.0	26	96.3	1	3.7	0	0.0	0	0.0
23:00	13	0	0.0	9	69.2	1	7.7	2	15.4	1	7.7
12H,7-19	3269	24	0.7	3081	94.3	121	3.7	43	1.3	0	0.0
16H,6-22	3586	26	0.7	3374	94.1	140	3.9	46	1.3	0	0.0
18H,6-24	3626	26	0.7	3409	94.0	142	3.9	48	1.3	1	0.0
24H,0-24	3686	26	0.7	3465	94.0	144	3.9	50	1.4	1	0.0

12835 OXFORDSHIRE Site No: 12835015 Location Site 15 - Oxford Rd, Farmoor (W of Cumnor Rd)
 Wed 08-Nov-23 to Tue 21-Nov-23 Channel: Eastbound

TIME PERIOD	TOTAL VEHICLES	MOTOR-CYCLES	MOTOR-CYCLES%	CARS	CARS %	LGV	LGV %	HGV	HGV %	BUS	BUS %
Mon 13-Nov-23											
00:00	10	0	0.0	7	70.0	2	20.0	1	10.0	0	0.0
01:00	4	0	0.0	2	50.0	2	50.0	0	0.0	0	0.0
02:00	2	0	0.0	2	100.0	0	0.0	0	0.0	0	0.0
03:00	4	0	0.0	4	100.0	0	0.0	0	0.0	0	0.0
04:00	16	0	0.0	11	68.8	5	31.3	0	0.0	0	0.0
05:00	62	1	1.6	51	82.3	4	6.5	6	9.7	0	0.0
06:00	267	2	0.8	226	84.6	33	12.4	6	2.3	0	0.0
07:00	792	1	0.1	701	88.5	67	8.5	21	2.7	2	0.3
08:00	428	5	1.2	377	88.1	31	7.2	14	3.3	1	0.2
09:00	376	0	0.0	320	85.1	35	9.3	21	5.6	0	0.0
10:00	312	1	0.3	256	82.1	41	13.1	14	4.5	0	0.0
11:00	291	3	1.0	237	81.4	34	11.7	17	5.8	0	0.0
12:00	295	1	0.3	245	83.1	30	10.2	19	6.4	0	0.0
13:00	310	6	1.9	264	85.2	30	9.7	10	3.2	0	0.0
14:00	330	4	1.2	283	85.8	28	8.5	15	4.6	0	0.0
15:00	394	1	0.3	335	85.0	41	10.4	17	4.3	0	0.0
16:00	461	2	0.4	407	88.3	45	9.8	7	1.5	0	0.0
17:00	417	0	0.0	392	94.0	22	5.3	3	0.7	0	0.0
18:00	273	4	1.5	254	93.0	11	4.0	4	1.5	0	0.0
19:00	169	1	0.6	156	92.3	7	4.1	5	3.0	0	0.0
20:00	67	0	0.0	61	91.0	4	6.0	2	3.0	0	0.0
21:00	54	1	1.9	50	92.6	2	3.7	1	1.9	0	0.0
22:00	66	1	1.5	63	95.5	1	1.5	1	1.5	0	0.0
23:00	21	1	4.8	17	81.0	1	4.8	2	9.5	0	0.0
12H,7-19	4679	28	0.6	4071	87.0	415	8.9	162	3.5	3	0.1
16H,6-22	5236	32	0.6	4564	87.2	461	8.8	176	3.4	3	0.1
18H,6-24	5323	34	0.6	4644	87.2	463	8.7	179	3.4	3	0.1
24H,0-24	5421	35	0.7	4721	87.1	476	8.8	186	3.4	3	0.1

12835 OXFORDSHIRE Site No: 12835015 Location Site 15 - Oxford Rd, Farmoor (W of Cumnor Rd)
 Wed 08-Nov-23 to Tue 21-Nov-23 Channel: Eastbound

TIME PERIOD	TOTAL VEHICLES	MOTOR-CYCLES	MOTOR-CYCLES%	CARS	CARS %	LGV	LGV %	HGV	HGV %	BUS	BUS %
Tue 14-Nov-23											
00:00	11	0	0.0	9	81.8	1	9.1	1	9.1	0	0.0
01:00	4	0	0.0	3	75.0	0	0.0	1	25.0	0	0.0
02:00	1	0	0.0	1	100.0	0	0.0	0	0.0	0	0.0
03:00	1	0	0.0	1	100.0	0	0.0	0	0.0	0	0.0
04:00	16	0	0.0	10	62.5	3	18.8	3	18.8	0	0.0
05:00	60	1	1.7	49	81.7	2	3.3	8	13.3	0	0.0
06:00	329	6	1.8	269	81.8	36	10.9	17	5.2	1	0.3
07:00	474	6	1.3	412	86.9	41	8.7	14	3.0	1	0.2
08:00	485	13	2.7	412	85.0	41	8.5	17	3.5	2	0.4
09:00	422	0	0.0	363	86.0	44	10.4	15	3.6	0	0.0
10:00	371	0	0.0	299	80.6	47	12.7	25	6.7	0	0.0
11:00	289	2	0.7	233	80.6	37	12.8	17	5.9	0	0.0
12:00	298	1	0.3	248	83.2	35	11.7	14	4.7	0	0.0
13:00	300	4	1.3	255	85.0	31	10.3	10	3.3	0	0.0
14:00	311	3	1.0	267	85.9	28	9.0	13	4.2	0	0.0
15:00	384	2	0.5	316	82.3	48	12.5	18	4.7	0	0.0
16:00	512	1	0.2	453	88.5	47	9.2	11	2.2	0	0.0
17:00	506	0	0.0	463	91.5	33	6.5	10	2.0	0	0.0
18:00	351	3	0.9	327	93.2	16	4.6	5	1.4	0	0.0
19:00	138	0	0.0	128	92.8	8	5.8	2	1.5	0	0.0
20:00	82	0	0.0	79	96.3	1	1.2	2	2.4	0	0.0
21:00	80	0	0.0	75	93.8	3	3.8	2	2.5	0	0.0
22:00	78	0	0.0	76	97.4	1	1.3	1	1.3	0	0.0
23:00	14	0	0.0	12	85.7	1	7.1	1	7.1	0	0.0
12H,7-19	4703	35	0.7	4048	86.1	448	9.5	169	3.6	3	0.1
16H,6-22	5332	41	0.8	4599	86.3	496	9.3	192	3.6	4	0.1
18H,6-24	5424	41	0.8	4687	86.4	498	9.2	194	3.6	4	0.1
24H,0-24	5517	42	0.8	4760	86.3	504	9.1	207	3.8	4	0.1

12835 OXFORDSHIRE Site No: 12835015 Location Site 15 - Oxford Rd, Farmoor (W of Cumnor Rd)
 Wed 08-Nov-23 to Tue 21-Nov-23 Channel: Eastbound

TIME PERIOD	TOTAL VEHICLES	MOTOR-CYCLES	MOTOR-CYCLES%	CARS	CARS %	LGV	LGV %	HGV	HGV %	BUS	BUS %
Wed 15-Nov-23											
00:00	4	0	0.0	3	75.0	1	25.0	0	0.0	0	0.0
01:00	10	0	0.0	9	90.0	0	0.0	1	10.0	0	0.0
02:00	3	0	0.0	3	100.0	0	0.0	0	0.0	0	0.0
03:00	5	1	20.0	3	60.0	1	20.0	0	0.0	0	0.0
04:00	18	0	0.0	17	94.4	1	5.6	0	0.0	0	0.0
05:00	58	1	1.7	46	79.3	6	10.3	5	8.6	0	0.0
06:00	299	4	1.3	249	83.3	27	9.0	19	6.4	0	0.0
07:00	585	8	1.4	503	86.0	62	10.6	11	1.9	1	0.2
08:00	605	9	1.5	522	86.3	47	7.8	27	4.5	0	0.0
09:00	438	0	0.0	371	84.7	52	11.9	15	3.4	0	0.0
10:00	342	3	0.9	288	84.2	30	8.8	19	5.6	2	0.6
11:00	293	0	0.0	243	82.9	33	11.3	17	5.8	0	0.0
12:00	334	5	1.5	277	82.9	38	11.4	14	4.2	0	0.0
13:00	251	4	1.6	204	81.3	26	10.4	17	6.8	0	0.0
14:00	116	1	0.9	100	86.2	11	9.5	4	3.5	0	0.0
15:00	416	2	0.5	353	84.9	39	9.4	21	5.1	1	0.2
16:00	496	3	0.6	442	89.1	40	8.1	11	2.2	0	0.0
17:00	511	1	0.2	465	91.0	28	5.5	17	3.3	0	0.0
18:00	331	3	0.9	301	90.9	13	3.9	14	4.2	0	0.0
19:00	210	0	0.0	194	92.4	11	5.2	5	2.4	0	0.0
20:00	95	2	2.1	81	85.3	7	7.4	5	5.3	0	0.0
21:00	70	1	1.4	63	90.0	2	2.9	4	5.7	0	0.0
22:00	82	1	1.2	80	97.6	0	0.0	1	1.2	0	0.0
23:00	26	0	0.0	22	84.6	2	7.7	2	7.7	0	0.0
12H,7-19	4718	39	0.8	4069	86.2	419	8.9	187	4.0	4	0.1
16H,6-22	5392	46	0.9	4656	86.4	466	8.6	220	4.1	4	0.1
18H,6-24	5500	47	0.9	4758	86.5	468	8.5	223	4.1	4	0.1
24H,0-24	5598	49	0.9	4839	86.4	477	8.5	229	4.1	4	0.1

12835 OXFORDSHIRE Site No: 12835015 Location Site 15 - Oxford Rd, Farmoor (W of Cumnor Rd)
 Wed 08-Nov-23 to Tue 21-Nov-23 Channel: Eastbound

TIME PERIOD	TOTAL VEHICLES	MOTOR-CYCLES	MOTOR-CYCLES%	CARS	CARS %	LGV	LGV %	HGV	HGV %	BUS	BUS %
Thu 16-Nov-23											
00:00	9	0	0.0	8	88.9	1	11.1	0	0.0	0	0.0
01:00	8	0	0.0	8	100.0	0	0.0	0	0.0	0	0.0
02:00	6	0	0.0	6	100.0	0	0.0	0	0.0	0	0.0
03:00	6	2	33.3	2	33.3	1	16.7	1	16.7	0	0.0
04:00	14	0	0.0	10	71.4	3	21.4	1	7.1	0	0.0
05:00	54	1	1.9	44	81.5	4	7.4	5	9.3	0	0.0
06:00	320	1	0.3	277	86.6	26	8.1	16	5.0	0	0.0
07:00	522	9	1.7	444	85.1	42	8.1	25	4.8	2	0.4
08:00	504	8	1.6	421	83.5	39	7.7	35	6.9	1	0.2
09:00	361	2	0.6	303	83.9	41	11.4	15	4.2	0	0.0
10:00	334	3	0.9	280	83.8	33	9.9	18	5.4	0	0.0
11:00	267	1	0.4	215	80.5	32	12.0	19	7.1	0	0.0
12:00	289	3	1.0	242	83.7	28	9.7	16	5.5	0	0.0
13:00	280	6	2.1	222	79.3	31	11.1	21	7.5	0	0.0
14:00	331	3	0.9	278	84.0	32	9.7	18	5.4	0	0.0
15:00	385	2	0.5	334	86.8	35	9.1	14	3.6	0	0.0
16:00	464	1	0.2	393	84.7	42	9.1	28	6.0	0	0.0
17:00	448	2	0.5	401	89.5	31	6.9	14	3.1	0	0.0
18:00	398	0	0.0	369	92.7	15	3.8	13	3.3	1	0.3
19:00	234	4	1.7	220	94.0	7	3.0	3	1.3	0	0.0
20:00	87	0	0.0	81	93.1	2	2.3	4	4.6	0	0.0
21:00	78	0	0.0	73	93.6	1	1.3	4	5.1	0	0.0
22:00	112	0	0.0	108	96.4	1	0.9	3	2.7	0	0.0
23:00	29	0	0.0	29	100.0	0	0.0	0	0.0	0	0.0
12H,7-19	4583	40	0.9	3902	85.1	401	8.8	236	5.2	4	0.1
16H,6-22	5302	45	0.9	4553	85.9	437	8.2	263	5.0	4	0.1
18H,6-24	5443	45	0.8	4690	86.2	438	8.1	266	4.9	4	0.1
24H,0-24	5540	48	0.9	4768	86.1	447	8.1	273	4.9	4	0.1

12835		OXFORDSHIRE		Site No: 12835015		Location		Site 15 - Oxford Rd, Farmoor (W of Cumnor Rd)			
Wed 08-Nov-23 to Tue 21-Nov-23				Channel: Eastbound							
TIME PERIOD	TOTAL VEHICLES	MOTOR-CYCLES	MOTOR-CYCLES%	CARS	CARS %	LGV	LGV %	HGV	HGV %	BUS	BUS %
Fri 17-Nov-23											
00:00	8	0	0.0	8	100.0	0	0.0	0	0.0	0	0.0
01:00	8	0	0.0	6	75.0	1	12.5	1	12.5	0	0.0
02:00	0	0	-	0	-	0	-	0	-	0	-
03:00	2	0	0.0	2	100.0	0	0.0	0	0.0	0	0.0
04:00	10	0	0.0	8	80.0	1	10.0	1	10.0	0	0.0
05:00	49	0	0.0	44	89.8	2	4.1	3	6.1	0	0.0
06:00	247	2	0.8	218	88.3	13	5.3	13	5.3	1	0.4
07:00	557	6	1.1	474	85.1	43	7.7	33	5.9	1	0.2
08:00	373	2	0.5	329	88.2	26	7.0	15	4.0	1	0.3
09:00	350	3	0.9	292	83.4	34	9.7	21	6.0	0	0.0
10:00	365	3	0.8	299	81.9	41	11.2	22	6.0	0	0.0
11:00	328	4	1.2	265	80.8	40	12.2	19	5.8	0	0.0
12:00	337	3	0.9	292	86.7	30	8.9	12	3.6	0	0.0
13:00	365	6	1.6	313	85.8	31	8.5	15	4.1	0	0.0
14:00	330	4	1.2	285	86.4	30	9.1	11	3.3	0	0.0
15:00	416	1	0.2	371	89.2	30	7.2	14	3.4	0	0.0
16:00	452	5	1.1	400	88.5	35	7.7	12	2.7	0	0.0
17:00	422	2	0.5	389	92.2	15	3.6	16	3.8	0	0.0
18:00	275	10	3.6	252	91.6	5	1.8	8	2.9	0	0.0
19:00	183	4	2.2	165	90.2	10	5.5	4	2.2	0	0.0
20:00	81	2	2.5	69	85.2	7	8.6	3	3.7	0	0.0
21:00	56	0	0.0	53	94.6	2	3.6	1	1.8	0	0.0
22:00	60	1	1.7	58	96.7	1	1.7	0	0.0	0	0.0
23:00	47	1	2.1	44	93.6	1	2.1	1	2.1	0	0.0
12H,7-19	4570	49	1.1	3961	86.7	360	7.9	198	4.3	2	0.0
16H,6-22	5137	57	1.1	4466	86.9	392	7.6	219	4.3	3	0.1
18H,6-24	5244	59	1.1	4568	87.1	394	7.5	220	4.2	3	0.1
24H,0-24	5321	59	1.1	4636	87.1	398	7.5	225	4.2	3	0.1

12835 OXFORDSHIRE Site No: 12835015 Location Site 15 - Oxford Rd, Farmoor (W of Cumnor Rd)
 Wed 08-Nov-23 to Tue 21-Nov-23 Channel: Eastbound

TIME PERIOD	TOTAL VEHICLES	MOTOR-CYCLES	MOTOR-CYCLES%	CARS	CARS %	LGV	LGV %	HGV	HGV %	BUS	BUS %
Sat 18-Nov-23											
00:00	29	0	0.0	25	86.2	2	6.9	2	6.9	0	0.0
01:00	16	0	0.0	15	93.8	0	0.0	1	6.3	0	0.0
02:00	3	0	0.0	3	100.0	0	0.0	0	0.0	0	0.0
03:00	5	0	0.0	4	80.0	1	20.0	0	0.0	0	0.0
04:00	11	0	0.0	9	81.8	2	18.2	0	0.0	0	0.0
05:00	26	0	0.0	23	88.5	3	11.5	0	0.0	0	0.0
06:00	53	1	1.9	45	84.9	6	11.3	1	1.9	0	0.0
07:00	111	1	0.9	100	90.1	9	8.1	1	0.9	0	0.0
08:00	196	1	0.5	180	91.8	8	4.1	7	3.6	0	0.0
09:00	291	1	0.3	274	94.2	10	3.4	6	2.1	0	0.0
10:00	348	1	0.3	320	92.0	16	4.6	11	3.2	0	0.0
11:00	418	1	0.2	385	92.1	19	4.6	13	3.1	0	0.0
12:00	353	3	0.9	325	92.1	17	4.8	8	2.3	0	0.0
13:00	411	7	1.7	378	92.0	17	4.1	7	1.7	2	0.5
14:00	352	3	0.9	330	93.8	12	3.4	7	2.0	0	0.0
15:00	286	1	0.4	271	94.8	7	2.5	7	2.5	0	0.0
16:00	294	3	1.0	271	92.2	11	3.7	9	3.1	0	0.0
17:00	275	0	0.0	264	96.0	5	1.8	6	2.2	0	0.0
18:00	181	1	0.6	172	95.0	6	3.3	2	1.1	0	0.0
19:00	121	1	0.8	116	95.9	2	1.7	2	1.7	0	0.0
20:00	74	2	2.7	67	90.5	3	4.1	2	2.7	0	0.0
21:00	69	0	0.0	64	92.8	5	7.3	0	0.0	0	0.0
22:00	57	0	0.0	51	89.5	4	7.0	2	3.5	0	0.0
23:00	56	0	0.0	52	92.9	2	3.6	2	3.6	0	0.0
12H,7-19	3516	23	0.7	3270	93.0	137	3.9	84	2.4	2	0.1
16H,6-22	3833	27	0.7	3562	92.9	153	4.0	89	2.3	2	0.1
18H,6-24	3946	27	0.7	3665	92.9	159	4.0	93	2.4	2	0.1
24H,0-24	4036	27	0.7	3744	92.8	167	4.1	96	2.4	2	0.1

12835 OXFORDSHIRE Site No: 12835015 Location Site 15 - Oxford Rd, Farmoor (W of Cumnor Rd)
 Wed 08-Nov-23 to Tue 21-Nov-23 Channel: Eastbound

TIME PERIOD	TOTAL VEHICLES	MOTOR-CYCLES	MOTOR-CYCLES%	CARS	CARS %	LGV	LGV %	HGV	HGV %	BUS	BUS %
Sun 19-Nov-23											
00:00	25	0	0.0	23	92.0	1	4.0	1	4.0	0	0.0
01:00	16	0	0.0	14	87.5	1	6.3	1	6.3	0	0.0
02:00	7	0	0.0	7	100.0	0	0.0	0	0.0	0	0.0
03:00	7	0	0.0	7	100.0	0	0.0	0	0.0	0	0.0
04:00	5	0	0.0	5	100.0	0	0.0	0	0.0	0	0.0
05:00	11	0	0.0	11	100.0	0	0.0	0	0.0	0	0.0
06:00	33	0	0.0	31	93.9	2	6.1	0	0.0	0	0.0
07:00	89	1	1.1	84	94.4	2	2.3	2	2.3	0	0.0
08:00	118	2	1.7	109	92.4	5	4.2	2	1.7	0	0.0
09:00	231	3	1.3	211	91.3	12	5.2	5	2.2	0	0.0
10:00	396	1	0.3	367	92.7	21	5.3	7	1.8	0	0.0
11:00	414	1	0.2	392	94.7	15	3.6	6	1.5	0	0.0
12:00	367	2	0.5	336	91.6	24	6.5	5	1.4	0	0.0
13:00	393	2	0.5	370	94.2	16	4.1	5	1.3	0	0.0
14:00	293	2	0.7	272	92.8	11	3.8	8	2.7	0	0.0
15:00	288	1	0.4	266	92.4	14	4.9	7	2.4	0	0.0
16:00	289	1	0.4	272	94.1	12	4.2	4	1.4	0	0.0
17:00	306	2	0.7	293	95.8	4	1.3	7	2.3	0	0.0
18:00	199	3	1.5	186	93.5	8	4.0	2	1.0	0	0.0
19:00	111	2	1.8	102	91.9	5	4.5	2	1.8	0	0.0
20:00	80	0	0.0	76	95.0	4	5.0	0	0.0	0	0.0
21:00	52	0	0.0	50	96.2	2	3.9	0	0.0	0	0.0
22:00	34	0	0.0	31	91.2	2	5.9	1	2.9	0	0.0
23:00	14	1	7.1	11	78.6	2	14.3	0	0.0	0	0.0
12H,7-19	3383	21	0.6	3158	93.4	144	4.3	60	1.8	0	0.0
16H,6-22	3659	23	0.6	3417	93.4	157	4.3	62	1.7	0	0.0
18H,6-24	3707	24	0.7	3459	93.3	161	4.3	63	1.7	0	0.0
24H,0-24	3778	24	0.6	3526	93.3	163	4.3	65	1.7	0	0.0

12835 OXFORDSHIRE Site No: 12835015 Location Site 15 - Oxford Rd, Farmoor (W of Cumnor Rd)
 Wed 08-Nov-23 to Tue 21-Nov-23 Channel: Eastbound

TIME PERIOD	TOTAL VEHICLES	MOTOR-CYCLES	MOTOR-CYCLES%	CARS	CARS %	LGV	LGV %	HGV	HGV %	BUS	BUS %
Mon 20-Nov-23											
00:00	11	0	0.0	10	90.9	1	9.1	0	0.0	0	0.0
01:00	11	0	0.0	10	90.9	1	9.1	0	0.0	0	0.0
02:00	3	0	0.0	3	100.0	0	0.0	0	0.0	0	0.0
03:00	11	0	0.0	7	63.6	3	27.3	1	9.1	0	0.0
04:00	17	0	0.0	13	76.5	1	5.9	3	17.7	0	0.0
05:00	59	1	1.7	51	86.4	2	3.4	4	6.8	1	1.7
06:00	286	3	1.1	245	85.7	21	7.3	15	5.2	2	0.7
07:00	762	1	0.1	669	87.8	75	9.8	16	2.1	1	0.1
08:00	425	4	0.9	381	89.7	28	6.6	11	2.6	1	0.2
09:00	375	0	0.0	320	85.3	30	8.0	25	6.7	0	0.0
10:00	324	1	0.3	260	80.3	48	14.8	15	4.6	0	0.0
11:00	271	4	1.5	223	82.3	26	9.6	18	6.6	0	0.0
12:00	299	1	0.3	244	81.6	31	10.4	23	7.7	0	0.0
13:00	277	1	0.4	247	89.2	19	6.9	10	3.6	0	0.0
14:00	288	1	0.4	243	84.4	24	8.3	20	6.9	0	0.0
15:00	431	4	0.9	369	85.6	43	10.0	13	3.0	2	0.5
16:00	439	8	1.8	372	84.7	46	10.5	13	3.0	0	0.0
17:00	496	2	0.4	456	91.9	29	5.9	9	1.8	0	0.0
18:00	366	2	0.6	340	92.9	14	3.8	10	2.7	0	0.0
19:00	169	0	0.0	161	95.3	5	3.0	3	1.8	0	0.0
20:00	76	0	0.0	72	94.7	0	0.0	4	5.3	0	0.0
21:00	54	0	0.0	48	88.9	4	7.4	2	3.7	0	0.0
22:00	86	1	1.2	84	97.7	1	1.2	0	0.0	0	0.0
23:00	16	0	0.0	16	100.0	0	0.0	0	0.0	0	0.0
12H,7-19	4753	29	0.6	4124	86.8	413	8.7	183	3.9	4	0.1
16H,6-22	5338	32	0.6	4650	87.1	443	8.3	207	3.9	6	0.1
18H,6-24	5440	33	0.6	4750	87.3	444	8.2	207	3.8	6	0.1
24H,0-24	5552	34	0.6	4844	87.3	452	8.1	215	3.9	7	0.1

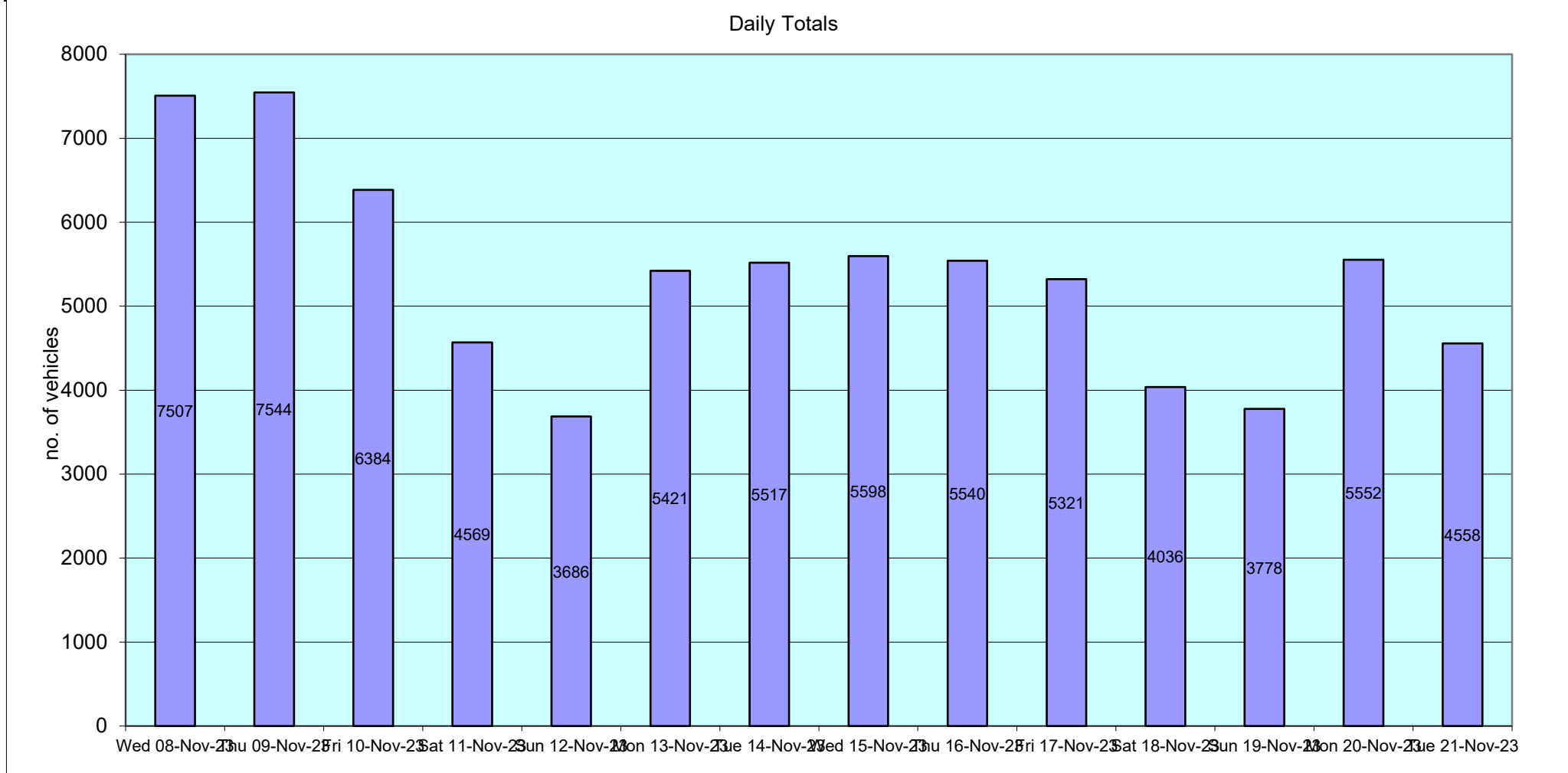
12835 OXFORDSHIRE Site No: 12835015 Location Site 15 - Oxford Rd, Farmoor (W of Cumnor Rd)
 Wed 08-Nov-23 to Tue 21-Nov-23 Channel: Eastbound

TIME PERIOD	TOTAL VEHICLES	MOTOR-CYCLES	MOTOR-CYCLES%	CARS	CARS %	LGV	LGV %	HGV	HGV %	BUS	BUS %
Tue 21-Nov-23											
00:00	12	1	8.3	9	75.0	2	16.7	0	0.0	0	0.0
01:00	4	0	0.0	4	100.0	0	0.0	0	0.0	0	0.0
02:00	3	0	0.0	2	66.7	0	0.0	1	33.3	0	0.0
03:00	2	0	0.0	1	50.0	1	50.0	0	0.0	0	0.0
04:00	15	1	6.7	12	80.0	2	13.3	0	0.0	0	0.0
05:00	65	0	0.0	59	90.8	2	3.1	4	6.2	0	0.0
06:00	303	2	0.7	268	88.5	22	7.3	11	3.6	0	0.0
07:00	0	0	-	0	-	0	-	0	-	0	-
08:00	19	1	5.3	16	84.2	2	10.5	0	0.0	0	0.0
09:00	401	5	1.3	324	80.8	51	12.7	21	5.2	0	0.0
10:00	336	3	0.9	287	85.4	36	10.7	10	3.0	0	0.0
11:00	323	4	1.2	257	79.6	44	13.6	17	5.3	1	0.3
12:00	300	3	1.0	241	80.3	35	11.7	21	7.0	0	0.0
13:00	314	3	1.0	274	87.3	25	8.0	12	3.8	0	0.0
14:00	343	1	0.3	303	88.3	29	8.5	10	2.9	0	0.0
15:00	379	1	0.3	333	87.9	31	8.2	14	3.7	0	0.0
16:00	447	1	0.2	378	84.6	56	12.5	12	2.7	0	0.0
17:00	472	2	0.4	438	92.8	25	5.3	7	1.5	0	0.0
18:00	414	2	0.5	397	95.9	7	1.7	8	1.9	0	0.0
19:00	149	3	2.0	141	94.6	2	1.3	3	2.0	0	0.0
20:00	77	2	2.6	72	93.5	2	2.6	1	1.3	0	0.0
21:00	71	1	1.4	68	95.8	0	0.0	2	2.8	0	0.0
22:00	85	0	0.0	80	94.1	3	3.5	2	2.4	0	0.0
23:00	24	0	0.0	21	87.5	3	12.5	0	0.0	0	0.0
12H,7-19	3748	26	0.7	3248	86.7	341	9.1	132	3.5	1	0.0
16H,6-22	4348	34	0.8	3797	87.3	367	8.4	149	3.4	1	0.0
18H,6-24	4457	34	0.8	3898	87.5	373	8.4	151	3.4	1	0.0
24H,0-24	4558	36	0.8	3985	87.4	380	8.3	156	3.4	1	0.0

12835 OXFORDSHIRE Site No: 12835015 Location Site 15 - Oxford Rd, Farmoor (W of Cumnor Rd)
 Wed 08-Nov-23 to Tue 21-Nov-23 Channel: Eastbound

TIME PERIOD	TOTAL VEHICLES	MOTOR-CYCLES	MOTOR-CYCLES%	CARS	CARS %	LGV	LGV %	HGV	HGV %	BUS	BUS %
Daily Totals											
Wed 08-Nov-23	7507	58	0.8	6614	88.1	579	7.7	246	3.3	10	0.1
Thu 09-Nov-23	7544	82	1.1	6568	87.1	621	8.2	267	3.5	6	0.1
Fri 10-Nov-23	6384	46	0.7	5568	87.2	554	8.7	211	3.3	5	0.1
Sat 11-Nov-23	4569	77	1.7	4190	91.7	204	4.5	98	2.1	0	0.0
Sun 12-Nov-23	3686	26	0.7	3465	94.0	144	3.9	50	1.4	1	0.0
Mon 13-Nov-23	5421	35	0.7	4721	87.1	476	8.8	186	3.4	3	0.1
Tue 14-Nov-23	5517	42	0.8	4760	86.3	504	9.1	207	3.8	4	0.1
Wed 15-Nov-23	5598	49	0.9	4839	86.4	477	8.5	229	4.1	4	0.1
Thu 16-Nov-23	5540	48	0.9	4768	86.1	447	8.1	273	4.9	4	0.1
Fri 17-Nov-23	5321	59	1.1	4636	87.1	398	7.5	225	4.2	3	0.1
Sat 18-Nov-23	4036	27	0.7	3744	92.8	167	4.1	96	2.4	2	0.1
Sun 19-Nov-23	3778	24	0.6	3526	93.3	163	4.3	65	1.7	0	0.0
Mon 20-Nov-23	5552	34	0.6	4844	87.3	452	8.1	215	3.9	7	0.1
Tue 21-Nov-23	4558	36	0.8	3985	87.4	380	8.3	156	3.4	1	0.0

TIME PERIOD	TOTAL VEHICLES	MOTOR-CYCLES	MOTOR-CYCLES%	CARS	CARS %	LGV	LGV %	HGV	HGV %	BUS	BUS %
Total Vehicles											
[-]	75011	643	0.9	66228	88.7	5566	7.1	2524	3.2	50	0.1



12835 OXFORDSHIRE Site No: 12835015 Location Site 15 - Oxford Rd, Farmoor (W of Cumnor Rd)
 Wed 08-Nov-23 to Tue 21-Nov-23 Channel: Eastbound

Time Period	Total Vehicles	85%ile Speed	Mean Speed	Stand Dev.	<6Mph	6-<11	11-<16	16-<21	21-<26	26-<31	31-<36	36-<41	41-<46	46-<51	51-<56	=>56
Wed 08-Nov-23																
00:00	5	-	33.5	11.2	0	0	0	1	0	1	1	1	0	1	0	0
01:00	7	-	34.9	9.5	0	0	0	1	0	1	2	0	3	0	0	0
02:00	2	-	31	3.5	0	0	0	0	0	1	1	0	0	0	0	0
03:00	10	41	32	7.9	0	0	0	0	1	6	1	0	1	1	0	0
04:00	16	36.5	30.7	7.4	0	0	0	2	1	6	4	1	2	0	0	0
05:00	64	39.3	32.7	6.5	0	0	0	1	4	26	15	12	4	1	1	0
06:00	336	32.4	27.9	4.9	0	0	0	19	83	169	50	13	1	0	1	0
07:00	960	27.1	23.2	3.9	0	5	19	192	557	185	2	0	0	0	0	0
08:00	570	30.2	25.4	5.1	0	0	15	92	186	225	46	5	1	0	0	0
09:00	469	30.2	26	4.7	0	6	9	33	150	236	34	1	0	0	0	0
10:00	416	30.1	25.5	4.7	0	0	12	41	165	165	31	2	0	0	0	0
11:00	363	30.9	26.9	4.6	0	0	2	28	108	175	44	5	1	0	0	0
12:00	371	30.9	27	4.8	0	1	5	27	100	184	47	6	1	0	0	0
13:00	340	30.8	26.5	5.6	0	0	10	31	105	149	39	4	0	0	0	2
14:00	425	30.6	26.6	4.7	0	0	9	33	123	211	44	5	0	0	0	0
15:00	497	30.1	25.4	5.1	0	5	19	51	171	214	34	2	1	0	0	0
16:00	779	27.4	23	4.3	0	2	23	199	396	144	13	1	1	0	0	0
17:00	812	25.4	20.5	4.9	0	14	110	311	292	78	6	1	0	0	0	0
18:00	541	29	24.2	4.3	0	1	10	98	249	170	13	0	0	0	0	0
19:00	264	30.7	27.1	4.1	0	0	1	10	87	133	31	2	0	0	0	0
20:00	105	34.9	29.2	5.8	0	0	0	3	29	41	20	7	5	0	0	0
21:00	69	35.3	30.2	5.7	0	0	0	4	7	30	20	6	1	1	0	0
22:00	63	37.5	30.6	7.1	0	0	0	4	12	19	16	7	3	2	0	0
23:00	23	38.6	31.8	7.1	0	0	0	1	2	10	5	2	2	1	0	0
12H,7-19	6543	29.6	24.5	5.1	0	34	243	1136	2602	2136	353	32	5	0	0	2
16H,6-22	7317	29.9	24.8	5.2	0	34	244	1172	2808	2509	474	60	12	1	1	2
18H,6-24	7403	30	24.9	5.2	0	34	244	1177	2822	2538	495	69	17	4	1	2
24H,0-24	7507	30.1	25	5.3	0	34	244	1182	2828	2579	519	83	27	7	2	2

12835 OXFORDSHIRE Site No: 12835015 Location Site 15 - Oxford Rd, Farmoor (W of Cumnor Rd)
 Wed 08-Nov-23 to Tue 21-Nov-23 Channel: Eastbound

Time Period	Total Vehicles	85%ile Speed	Mean Speed	Stand Dev.	<6Mph	6-<11	11-<16	16-<21	21-<26	26-<31	31-<36	36-<41	41-<46	46-<51	51-<56	=>56
Thu 09-Nov-23																
00:00	9	-	39.1	12.7	0	0	0	0	2	1	1	0	3	0	1	1
01:00	6	-	31	11.3	0	0	1	0	1	1	0	2	1	0	0	0
02:00	6	-	40.2	6.2	0	0	0	0	0	0	2	1	2	1	0	0
03:00	3	-	35.2	7.6	0	0	0	0	0	1	1	0	1	0	0	0
04:00	14	42	34.9	6.8	0	0	0	0	0	5	4	2	2	1	0	0
05:00	68	36.9	32.5	5.7	0	0	1	0	1	27	27	7	4	0	1	0
06:00	338	33.2	27.6	5	0	0	0	18	117	125	62	15	1	0	0	0
07:00	967	27.5	22.5	4.8	0	12	71	229	450	194	11	0	0	0	0	0
08:00	552	30.9	25.9	5.6	0	1	20	88	138	224	72	8	1	0	0	0
09:00	464	30.8	26.3	5	0	1	8	47	153	193	53	9	0	0	0	0
10:00	371	25.2	20.8	4.5	0	3	42	143	151	30	2	0	0	0	0	0
11:00	372	25.2	20.6	5.4	0	13	36	159	129	23	7	3	2	0	0	0
12:00	368	25.4	20.9	4.8	0	7	30	159	133	33	4	2	0	0	0	0
13:00	361	24.9	20.7	4.4	1	1	33	163	138	19	5	1	0	0	0	0
14:00	417	24.4	19.8	4.4	0	8	57	194	140	15	3	0	0	0	0	0
15:00	514	30.2	25.3	5.2	0	6	21	56	178	210	41	2	0	0	0	0
16:00	745	27.3	23	4.2	0	1	24	176	396	138	9	1	0	0	0	0
17:00	808	25.5	20.7	4.9	0	10	112	297	298	83	7	1	0	0	0	0
18:00	531	29	24.1	4.4	0	1	11	99	243	162	15	0	0	0	0	0
19:00	274	24.7	20.5	3.9	0	0	21	135	104	13	1	0	0	0	0	0
20:00	129	24.7	20.3	4.9	0	0	20	57	43	6	2	0	1	0	0	0
21:00	74	24	20.3	4.2	0	0	4	45	22	1	1	1	0	0	0	0
22:00	79	25.5	21.3	5.2	0	0	5	40	24	8	0	1	1	0	0	0
23:00	74	24.4	19.9	4.5	0	0	13	33	24	3	1	0	0	0	0	0
12H,7-19	6470	28.3	22.7	5.3	1	64	465	1810	2547	1324	229	27	3	0	0	0
16H,6-22	7285	28.4	22.8	5.3	1	64	510	2065	2833	1469	295	43	5	0	0	0
18H,6-24	7438	28.4	22.7	5.3	1	64	528	2138	2881	1480	296	44	6	0	0	0
24H,0-24	7544	28.6	22.9	5.5	1	64	530	2138	2885	1515	331	56	19	2	2	1

12835 OXFORDSHIRE Site No: 12835015 Location Site 15 - Oxford Rd, Farmoor (W of Cumnor Rd)
 Wed 08-Nov-23 to Tue 21-Nov-23 Channel: Eastbound

Time Period	Total Vehicles	85%ile Speed	Mean Speed	Stand Dev.	<6Mph	6-<11	11-<16	16-<21	21-<26	26-<31	31-<36	36-<41	41-<46	46-<51	51-<56	=>56
Fri 10-Nov-23																
00:00	22	28	21.5	6.3	0	0	4	8	5	3	2	0	0	0	0	0
01:00	21	26.9	19.9	8.9	0	1	6	9	1	2	1	0	0	1	0	0
02:00	11	34.1	23.5	9.3	0	0	2	5	0	0	3	1	0	0	0	0
03:00	14	31.7	20.6	7.9	0	0	5	4	2	0	3	0	0	0	0	0
04:00	21	32.8	23.3	8.5	0	0	2	10	4	1	1	2	1	0	0	0
05:00	65	25.8	20.7	6.5	0	0	9	36	10	8	0	1	0	0	1	0
06:00	274	24.8	20.7	4.7	0	0	25	136	93	11	6	2	1	0	0	0
07:00	459	24	19.2	4.5	1	11	74	234	115	23	1	0	0	0	0	0
08:00	474	22	18.2	4	0	6	112	268	81	5	1	0	1	0	0	0
09:00	436	25.8	20.5	5.1	0	3	73	173	126	53	8	0	0	0	0	0
10:00	408	23.9	18.9	4.8	1	13	78	198	96	20	1	1	0	0	0	0
11:00	346	25	20.3	4.5	0	0	53	151	111	29	2	0	0	0	0	0
12:00	421	24.8	20.3	4.5	0	6	57	166	167	23	2	0	0	0	0	0
13:00	445	25.6	21.1	4.7	0	5	48	162	178	48	4	0	0	0	0	0
14:00	457	25.3	21.6	3.8	0	0	19	173	226	37	2	0	0	0	0	0
15:00	509	25.6	21.5	4.3	0	1	31	203	216	54	2	2	0	0	0	0
16:00	495	24.9	20	4.8	0	2	75	257	110	45	2	3	1	0	0	0
17:00	517	24.3	19.8	4.1	0	1	79	242	176	18	1	0	0	0	0	0
18:00	452	25.4	21.7	3.9	0	0	12	190	208	37	4	1	0	0	0	0
19:00	220	24.9	21.1	4.3	0	0	12	104	91	9	1	2	1	0	0	0
20:00	86	26.4	21.1	5.6	0	0	10	42	20	8	5	1	0	0	0	0
21:00	91	27	21.4	5.3	0	1	7	43	23	14	2	1	0	0	0	0
22:00	74	27.2	20.9	6	0	0	12	35	13	10	3	0	1	0	0	0
23:00	66	23.9	19.6	4.4	0	0	10	38	13	4	1	0	0	0	0	0
12H,7-19	5419	24.9	20.3	4.6	2	48	711	2417	1810	392	30	7	2	0	0	0
16H,6-22	6090	25	20.3	4.6	2	49	765	2742	2037	434	44	13	4	0	0	0
18H,6-24	6230	25	20.3	4.6	2	49	787	2815	2063	448	48	13	5	0	0	0
24H,0-24	6384	25	20.4	4.7	2	50	815	2887	2085	462	58	17	6	1	1	0

12835 OXFORDSHIRE Site No: 12835015 Location Site 15 - Oxford Rd, Farmoor (W of Cumnor Rd)
 Wed 08-Nov-23 to Tue 21-Nov-23 Channel: Eastbound

Time Period	Total Vehicles	85%ile Speed	Mean Speed	Stand Dev.	<6Mph	6-<11	11-<16	16-<21	21-<26	26-<31	31-<36	36-<41	41-<46	46-<51	51-<56	=>56
Sat 11-Nov-23																
00:00	43	28.1	21.9	6.8	0	0	6	18	10	5	2	1	1	0	0	0
01:00	22	31.5	23.7	7.4	0	0	2	8	5	3	2	2	0	0	0	0
02:00	16	22.4	18.8	3.7	0	0	3	9	4	0	0	0	0	0	0	0
03:00	8	-	18.5	3	0	0	1	6	1	0	0	0	0	0	0	0
04:00	17	40.9	25.3	11.2	0	0	3	6	1	3	1	0	2	1	0	0
05:00	34	25.6	20.6	6.8	0	0	8	14	7	2	1	2	0	0	0	0
06:00	72	27.9	22.1	6.8	0	0	10	26	22	7	4	1	2	0	0	0
07:00	157	25.9	21	5.7	0	2	15	76	41	17	4	0	1	1	0	0
08:00	224	25	20.9	4.3	0	1	11	118	75	15	2	2	0	0	0	0
09:00	328	30.5	25.9	5.1	0	0	13	33	106	140	33	3	0	0	0	0
10:00	392	30.5	26.4	4.8	0	0	7	30	137	175	34	8	1	0	0	0
11:00	414	30.7	26.9	4.6	0	0	8	27	112	217	43	7	0	0	0	0
12:00	395	30	25.2	4.9	0	0	13	60	132	163	26	1	0	0	0	0
13:00	388	30.6	25.7	5.3	1	2	9	43	144	143	40	5	1	0	0	0
14:00	421	30.6	25.7	5.4	0	1	17	54	134	166	42	5	2	0	0	0
15:00	300	30.2	25.9	4.7	0	0	8	30	96	143	20	3	0	0	0	0
16:00	354	29.8	25.2	4.6	0	2	4	40	158	127	20	3	0	0	0	0
17:00	411	28.5	23.6	4.4	0	0	9	101	189	99	13	0	0	0	0	0
18:00	195	30	25	5.1	0	0	7	27	80	64	15	1	1	0	0	0
19:00	126	32.2	27.2	5.8	0	0	3	10	37	53	15	5	3	0	0	0
20:00	66	33.9	28.6	4.9	0	0	0	3	17	24	20	2	0	0	0	0
21:00	68	32.7	27.4	5.7	0	1	1	4	18	30	10	4	0	0	0	0
22:00	73	32.4	27.7	5.7	0	0	0	6	21	32	9	3	1	1	0	0
23:00	45	33.6	28.7	5.1	0	0	0	1	12	20	9	2	1	0	0	0
12H,7-19	3979	30.1	25.1	5.2	1	8	121	639	1404	1469	292	38	6	1	0	0
16H,6-22	4311	30.2	25.2	5.3	1	9	135	682	1498	1583	341	50	11	1	0	0
18H,6-24	4429	30.3	25.3	5.3	1	9	135	689	1531	1635	359	55	13	2	0	0
24H,0-24	4569	30.3	25.2	5.4	1	9	158	750	1559	1648	365	60	16	3	0	0

12835 OXFORDSHIRE Site No: 12835015 Location Site 15 - Oxford Rd, Farmoor (W of Cumnor Rd)
 Wed 08-Nov-23 to Tue 21-Nov-23 Channel: Eastbound

Time Period	Total Vehicles	85%ile Speed	Mean Speed	Stand Dev.	<6Mph	6-<11	11-<16	16-<21	21-<26	26-<31	31-<36	36-<41	41-<46	46-<51	51-<56	=>56
Sun 12-Nov-23																
00:00	22	38.8	31.9	6.4	0	0	0	1	1	10	4	4	2	0	0	0
01:00	12	40.3	33.1	5.6	0	0	0	0	0	5	5	0	2	0	0	0
02:00	6	-	34.3	6	0	0	0	0	0	2	2	1	1	0	0	0
03:00	2	-	36	24.7	0	0	0	1	0	0	0	0	0	0	1	0
04:00	8	-	34.1	6.4	0	0	0	0	1	2	0	5	0	0	0	0
05:00	10	38.5	31.5	8.6	0	0	0	1	1	4	1	2	0	1	0	0
06:00	35	36.3	31.2	5.7	0	0	0	0	6	12	11	4	2	0	0	0
07:00	87	36.7	30.7	8.3	0	0	1	6	11	35	19	10	1	0	1	3
08:00	111	34.7	28.7	6	0	0	6	3	17	51	23	11	0	0	0	0
09:00	249	31.6	26.9	5.7	0	0	8	21	73	106	28	11	1	1	0	0
10:00	321	30.9	26.8	5	0	0	8	26	83	160	40	2	1	1	0	0
11:00	360	30.3	26	4.5	0	0	2	37	140	146	32	3	0	0	0	0
12:00	433	29.6	25.1	4.5	0	1	9	48	194	160	17	4	0	0	0	0
13:00	375	30	26.2	3.9	0	0	2	27	131	196	18	1	0	0	0	0
14:00	302	30.2	26.4	4	0	0	2	16	115	147	20	2	0	0	0	0
15:00	259	31.4	26.8	4.9	0	0	3	19	89	106	37	4	1	0	0	0
16:00	255	29.7	25.3	4.5	0	0	3	30	111	97	10	3	1	0	0	0
17:00	296	29.6	25.2	4.1	0	0	4	31	137	111	13	0	0	0	0	0
18:00	221	30.2	26.1	4.8	0	0	1	21	86	94	14	3	1	1	0	0
19:00	169	31	27.2	4.7	0	0	1	13	46	83	21	5	0	0	0	0
20:00	63	34.1	28.8	5.6	0	0	0	4	13	28	13	3	2	0	0	0
21:00	50	33.8	28.8	5.5	0	0	0	1	14	22	9	3	0	1	0	0
22:00	27	36.6	30.5	6.2	0	0	0	2	3	10	7	4	1	0	0	0
23:00	13	32.4	29.7	6.9	0	0	0	1	1	8	2	0	0	1	0	0
12H,7-19	3269	30.5	26.2	4.9	0	1	49	285	1187	1409	271	54	6	3	1	3
16H,6-22	3586	30.6	26.4	4.9	0	1	50	303	1266	1554	325	69	10	4	1	3
18H,6-24	3626	30.6	26.5	5	0	1	50	306	1270	1572	334	73	11	5	1	3
24H,0-24	3686	30.7	26.6	5.1	0	1	50	309	1273	1595	346	85	16	6	2	3

12835		OXFORDSHIRE			Site No: 12835015		Location Site 15 - Oxford Rd, Farmoor (W of Cumnor Rd)									
Wed 08-Nov-23 to Tue 21-Nov-23					Channel: Eastbound											
Time Period	Total Vehicles	85%ile Speed	Mean Speed	Stand Dev.	<6Mph	6-<11	11-<16	16-<21	21-<26	26-<31	31-<36	36-<41	41-<46	46-<51	51-<56	=>56
Mon 13-Nov-23																
00:00	10	34	29	5.7	0	0	0	1	2	2	5	0	0	0	0	0
01:00	4	-	38.5	4.2	0	0	0	0	0	0	1	2	1	0	0	0
02:00	2	-	36	3.5	0	0	0	0	0	0	1	1	0	0	0	0
03:00	4	-	29.8	4.9	0	0	0	0	1	1	2	0	0	0	0	0
04:00	16	38.6	32.6	5.7	0	0	0	0	1	7	3	4	1	0	0	0
05:00	62	35.3	31.1	5.6	0	0	0	2	7	20	27	3	2	1	0	0
06:00	267	32.2	27.2	5	0	2	1	21	73	119	45	6	0	0	0	0
07:00	792	28.2	23.6	4.2	0	0	24	147	422	185	13	1	0	0	0	0
08:00	428	22.1	17.9	4.3	0	10	124	214	68	11	1	0	0	0	0	0
09:00	376	24.2	19.8	4.1	0	0	48	207	101	18	2	0	0	0	0	0
10:00	312	25.1	21.3	4.1	0	0	24	116	152	16	4	0	0	0	0	0
11:00	291	23.6	19.1	4.2	0	2	53	159	62	14	1	0	0	0	0	0
12:00	295	22.6	18.1	4.2	0	3	85	144	56	7	0	0	0	0	0	0
13:00	310	22.6	18.5	4.3	0	1	79	167	49	11	3	0	0	0	0	0
14:00	330	23.9	18.8	4.7	0	13	62	163	73	19	0	0	0	0	0	0
15:00	394	24.2	20	3.6	0	0	37	208	140	9	0	0	0	0	0	0
16:00	461	23.5	19.2	3.9	0	5	70	255	123	6	2	0	0	0	0	0
17:00	417	23.3	19.4	3.6	0	0	45	264	96	11	1	0	0	0	0	0
18:00	273	25.1	20.5	4.4	0	0	28	136	82	25	2	0	0	0	0	0
19:00	169	24.4	20.3	4.1	0	0	13	92	56	7	0	0	1	0	0	0
20:00	67	24.6	20	5	0	0	10	37	13	4	3	0	0	0	0	0
21:00	54	20.8	18.6	3.2	0	0	7	40	6	1	0	0	0	0	0	0
22:00	66	25.5	20	5.3	0	0	13	31	13	8	0	1	0	0	0	0
23:00	21	21.9	19.2	6.5	0	0	6	11	2	0	1	1	0	0	0	0
12H,7-19	4679	24.8	20	4.5	0	34	679	2180	1424	332	29	1	0	0	0	0
16H,6-22	5236	25.2	20.4	4.8	0	36	710	2370	1572	463	77	7	1	0	0	0
18H,6-24	5323	25.2	20.4	4.8	0	36	729	2412	1587	471	78	9	1	0	0	0
24H,0-24	5421	25.5	20.6	5	0	36	729	2415	1598	501	117	19	5	1	0	0

12835 OXFORDSHIRE Site No: 12835015 Location Site 15 - Oxford Rd, Farmoor (W of Cumnor Rd)
 Wed 08-Nov-23 to Tue 21-Nov-23 Channel: Eastbound

Time Period	Total Vehicles	85%ile Speed	Mean Speed	Stand Dev.	<6Mph	6-<11	11-<16	16-<21	21-<26	26-<31	31-<36	36-<41	41-<46	46-<51	51-<56	=>56
Tue 14-Nov-23																
00:00	11	30.3	23	8.3	0	0	2	4	1	2	1	1	0	0	0	0
01:00	4	-	29.8	7.6	0	0	0	1	0	0	3	0	0	0	0	0
02:00	1	-	33.5	-	0	0	0	0	0	0	1	0	0	0	0	0
03:00	1	-	13.5	-	0	0	1	0	0	0	0	0	0	0	0	0
04:00	16	28.8	21.6	6.7	0	0	3	6	3	2	2	0	0	0	0	0
05:00	60	25.6	20.6	5.4	0	0	10	27	14	6	3	0	0	0	0	0
06:00	329	24.9	20.8	4.6	0	1	26	161	117	14	7	2	1	0	0	0
07:00	474	24.3	19.2	4.7	0	7	104	217	112	31	3	0	0	0	0	0
08:00	485	22.5	18	4.6	0	7	157	225	76	15	5	0	0	0	0	0
09:00	422	25.2	19.8	5	0	7	77	186	104	45	3	0	0	0	0	0
10:00	371	22.2	18.2	4	0	3	94	203	63	7	1	0	0	0	0	0
11:00	289	23.9	19.4	4.2	0	2	43	166	59	18	1	0	0	0	0	0
12:00	298	23	18.2	4.3	0	6	81	140	65	5	1	0	0	0	0	0
13:00	300	22.7	18.6	4.2	0	1	70	166	51	9	3	0	0	0	0	0
14:00	311	23.9	18.9	4.6	0	8	65	155	62	21	0	0	0	0	0	0
15:00	384	24.3	19.9	4	0	2	41	205	119	14	3	0	0	0	0	0
16:00	512	23.6	18.7	4.4	0	2	135	247	98	30	0	0	0	0	0	0
17:00	506	24.4	19.8	4.3	0	3	75	253	143	31	1	0	0	0	0	0
18:00	351	24.5	19.8	4.4	0	0	65	153	113	19	1	0	0	0	0	0
19:00	138	24.9	21	4.4	0	0	4	78	45	9	1	0	0	1	0	0
20:00	82	25.2	21.6	6.1	0	0	3	45	25	5	1	1	0	2	0	0
21:00	80	24	20.1	3.6	0	0	3	53	19	5	0	0	0	0	0	0
22:00	78	25.6	22.3	6.8	0	0	3	37	28	5	1	2	1	0	0	1
23:00	14	23	18.9	5.2	0	0	4	7	1	2	0	0	0	0	0	0
12H,7-19	4703	23.9	19.1	4.5	0	48	1007	2316	1065	245	22	0	0	0	0	0
16H,6-22	5332	24.1	19.3	4.5	0	49	1043	2653	1271	278	31	3	1	3	0	0
18H,6-24	5424	24.1	19.3	4.6	0	49	1050	2697	1300	285	32	5	2	3	0	1
24H,0-24	5517	24.2	19.3	4.6	0	49	1066	2735	1318	295	42	6	2	3	0	1

12835 OXFORDSHIRE Site No: 12835015 Location Site 15 - Oxford Rd, Farmoor (W of Cumnor Rd)
 Wed 08-Nov-23 to Tue 21-Nov-23 Channel: Eastbound

Time Period	Total Vehicles	85%ile Speed	Mean Speed	Stand Dev.	<6Mph	6-<11	11-<16	16-<21	21-<26	26-<31	31-<36	36-<41	41-<46	46-<51	51-<56	=>56
Wed 15-Nov-23																
00:00	4	-	26	8.8	0	0	0	2	0	0	2	0	0	0	0	0
01:00	10	36	24	10.2	0	0	3	2	1	1	1	2	0	0	0	0
02:00	3	-	26.8	7.6	0	0	0	1	0	1	1	0	0	0	0	0
03:00	5	-	23.5	9.4	0	0	1	2	0	0	2	0	0	0	0	0
04:00	18	25	21.3	5.9	0	0	2	8	6	1	0	1	0	0	0	0
05:00	58	25.4	20.7	5.7	0	0	12	20	19	4	2	1	0	0	0	0
06:00	299	24.2	20.1	4.2	0	0	28	166	94	9	0	0	1	1	0	0
07:00	585	24.9	20.4	4.4	0	0	75	265	200	42	2	1	0	0	0	0
08:00	605	24.4	19.4	4.6	0	9	112	287	154	42	1	0	0	0	0	0
09:00	438	24.7	20.3	4.1	0	0	44	222	142	27	3	0	0	0	0	0
10:00	342	24.6	19.5	5	0	14	60	138	108	18	4	0	0	0	0	0
11:00	293	23.6	19.5	3.7	0	3	26	183	71	10	0	0	0	0	0	0
12:00	334	23.9	18.8	4.5	0	8	77	144	95	10	0	0	0	0	0	0
13:00	251	23.8	19.5	4.1	0	0	35	145	58	11	1	1	0	0	0	0
14:00	116	24.1	19.7	4.9	0	3	13	65	28	5	1	0	1	0	0	0
15:00	416	24.9	20.3	4.5	0	0	63	181	141	25	6	0	0	0	0	0
16:00	496	24.3	20	4.1	0	0	49	282	136	23	5	1	0	0	0	0
17:00	511	24	19.7	3.8	0	1	57	283	156	12	2	0	0	0	0	0
18:00	331	24.9	21.1	3.9	0	0	11	164	137	15	2	2	0	0	0	0
19:00	210	24.5	20.4	3.7	0	0	7	135	52	15	1	0	0	0	0	0
20:00	95	24.8	20.1	5.1	0	0	17	42	28	5	2	1	0	0	0	0
21:00	70	27.7	22.3	6.1	0	0	7	25	23	12	1	0	2	0	0	0
22:00	82	29.8	22.9	6	0	0	4	39	11	20	7	1	0	0	0	0
23:00	26	24.3	20.4	5.3	0	0	2	17	4	2	0	1	0	0	0	0
12H,7-19	4718	24.5	19.9	4.3	0	38	622	2359	1426	240	27	5	1	0	0	0
16H,6-22	5392	24.5	20	4.4	0	38	681	2727	1623	281	31	6	4	1	0	0
18H,6-24	5500	24.6	20	4.4	0	38	687	2783	1638	303	38	8	4	1	0	0
24H,0-24	5598	24.6	20	4.5	0	38	705	2818	1664	310	46	12	4	1	0	0

12835 OXFORDSHIRE Site No: 12835015 Location Site 15 - Oxford Rd, Farmoor (W of Cumnor Rd)
 Wed 08-Nov-23 to Tue 21-Nov-23 Channel: Eastbound

Time Period	Total Vehicles	85%ile Speed	Mean Speed	Stand Dev.	<6Mph	6-<11	11-<16	16-<21	21-<26	26-<31	31-<36	36-<41	41-<46	46-<51	51-<56	=>56
Thu 16-Nov-23																
00:00	9	-	25.7	6.3	0	0	0	2	4	0	3	0	0	0	0	0
01:00	8	-	27.3	10.6	0	0	1	2	1	1	1	1	1	0	0	0
02:00	6	-	26.8	10.8	0	0	1	1	1	1	1	0	1	0	0	0
03:00	6	-	19.3	5.1	0	0	2	1	3	0	0	0	0	0	0	0
04:00	14	38	26.7	10.4	0	0	1	4	3	3	0	1	1	1	0	0
05:00	54	25.3	21.4	5.4	0	0	4	26	18	3	1	2	0	0	0	0
06:00	320	25.9	21.4	5.5	0	4	28	136	105	34	9	2	1	0	1	0
07:00	522	22.5	18.5	4.2	0	0	133	287	79	20	3	0	0	0	0	0
08:00	504	22.7	18.7	4	0	1	103	295	86	17	2	0	0	0	0	0
09:00	361	24.5	19.8	4.6	0	8	51	159	125	15	3	0	0	0	0	0
10:00	334	24.4	20.4	3.7	0	0	21	181	120	10	2	0	0	0	0	0
11:00	267	24.8	20.3	4.5	0	1	25	152	63	21	4	1	0	0	0	0
12:00	289	24.3	20	3.9	0	2	22	168	81	15	1	0	0	0	0	0
13:00	280	23.7	18.9	4.6	0	1	67	138	59	14	0	0	1	0	0	0
14:00	331	24.7	20	4.5	0	2	42	176	82	26	3	0	0	0	0	0
15:00	385	24.2	19.9	3.9	0	0	38	223	104	17	3	0	0	0	0	0
16:00	464	23.4	18.8	4.4	0	9	98	236	107	9	5	0	0	0	0	0
17:00	448	23.6	18.9	4.1	0	7	89	220	124	8	0	0	0	0	0	0
18:00	398	25.5	21.6	4.3	0	2	19	157	177	37	4	2	0	0	0	0
19:00	234	25.5	21.3	5.3	0	2	26	88	92	16	6	3	1	0	0	0
20:00	87	22.4	18.9	4.6	0	0	18	53	9	5	2	0	0	0	0	0
21:00	78	25	20.3	5.3	0	0	12	38	20	6	1	0	1	0	0	0
22:00	112	30.5	23.5	6.7	0	0	4	45	34	13	10	4	1	1	0	0
23:00	29	25	20.9	4.6	0	0	2	15	9	2	1	0	0	0	0	0
12H,7-19	4583	24.2	19.5	4.3	0	33	708	2392	1207	209	30	3	1	0	0	0
16H,6-22	5302	24.4	19.7	4.5	0	39	792	2707	1433	270	48	8	4	0	1	0
18H,6-24	5443	24.5	19.8	4.6	0	39	798	2767	1476	285	59	12	5	1	1	0
24H,0-24	5540	24.5	19.9	4.7	0	39	807	2803	1506	293	65	16	8	2	1	0

12835 OXFORDSHIRE Site No: 12835015 Location Site 15 - Oxford Rd, Farmoor (W of Cumnor Rd)
 Wed 08-Nov-23 to Tue 21-Nov-23 Channel: Eastbound

Time Period	Total Vehicles	85%ile Speed	Mean Speed	Stand Dev.	<6Mph	6-<11	11-<16	16-<21	21-<26	26-<31	31-<36	36-<41	41-<46	46-<51	51-<56	=>56
Fri 17-Nov-23																
00:00	8	-	25.4	6.1	0	0	0	1	5	1	0	1	0	0	0	0
01:00	8	-	32.3	11.9	0	0	0	2	1	0	2	2	0	0	1	0
02:00	0	-	-	-	0	0	0	0	0	0	0	0	0	0	0	0
03:00	2	-	31	17.7	0	0	0	1	0	0	0	0	1	0	0	0
04:00	10	36	26.5	9.3	0	0	0	4	2	1	1	1	1	0	0	0
05:00	49	33.9	23.8	9	0	0	6	20	8	6	2	4	2	1	0	0
06:00	247	24.7	20.6	4.3	0	0	22	122	89	6	8	0	0	0	0	0
07:00	557	25.8	21.4	4.6	0	1	33	254	191	67	9	2	0	0	0	0
08:00	373	24.8	20.5	4.2	0	0	37	180	131	21	4	0	0	0	0	0
09:00	350	25	20.6	4.4	0	0	30	180	109	24	7	0	0	0	0	0
10:00	365	24.9	20.6	4.1	0	0	26	193	117	26	3	0	0	0	0	0
11:00	328	24.7	20.5	4.3	0	0	33	158	118	13	4	2	0	0	0	0
12:00	337	25.3	21	4.6	0	7	26	130	144	27	3	0	0	0	0	0
13:00	365	25.1	20.4	4.7	0	5	53	135	141	29	2	0	0	0	0	0
14:00	330	24.9	20.3	4.6	0	3	39	154	109	19	6	0	0	0	0	0
15:00	416	24.2	19.7	4.3	0	1	61	221	108	22	2	1	0	0	0	0
16:00	452	24.7	20.3	4.2	0	1	59	195	172	23	2	0	0	0	0	0
17:00	422	24.7	20.4	4.1	0	1	46	195	156	22	2	0	0	0	0	0
18:00	275	26.3	21.6	5.3	0	0	31	100	100	33	7	3	1	0	0	0
19:00	183	25.2	21.1	4.6	0	0	13	88	64	11	6	1	0	0	0	0
20:00	81	27	22.3	4.6	0	0	2	33	31	12	3	0	0	0	0	0
21:00	56	25.6	20.5	6.2	0	0	11	26	11	4	2	2	0	0	0	0
22:00	60	24.5	20.3	4.5	0	0	7	29	21	1	2	0	0	0	0	0
23:00	47	26.5	21.1	6.3	0	1	6	21	11	5	1	2	0	0	0	0
12H,7-19	4570	25.1	20.6	4.5	0	19	474	2095	1596	326	51	8	1	0	0	0
16H,6-22	5137	25.1	20.6	4.5	0	19	522	2364	1791	359	70	11	1	0	0	0
18H,6-24	5244	25.1	20.6	4.5	0	20	535	2414	1823	365	73	13	1	0	0	0
24H,0-24	5321	25.1	20.7	4.6	0	20	541	2442	1839	373	78	21	5	1	1	0

12835 OXFORDSHIRE Site No: 12835015 Location Site 15 - Oxford Rd, Farmoor (W of Cumnor Rd)
 Wed 08-Nov-23 to Tue 21-Nov-23 Channel: Eastbound

Time Period	Total Vehicles	85%ile Speed	Mean Speed	Stand Dev.	<6Mph	6-<11	11-<16	16-<21	21-<26	26-<31	31-<36	36-<41	41-<46	46-<51	51-<56	=>56
Sat 18-Nov-23																
00:00	29	31.2	22.5	6.9	0	0	2	16	3	3	4	1	0	0	0	0
01:00	16	31.3	22.3	7.8	0	0	2	9	0	2	2	1	0	0	0	0
02:00	3	-	20.2	11.6	0	0	2	0	0	0	1	0	0	0	0	0
03:00	5	-	22.5	6.6	0	0	0	3	1	0	1	0	0	0	0	0
04:00	11	37.4	24.4	10.5	0	0	3	3	0	2	0	3	0	0	0	0
05:00	26	30	23.9	7.1	0	0	3	7	6	7	1	2	0	0	0	0
06:00	53	31.5	23.3	7.2	0	0	3	22	16	3	6	2	0	1	0	0
07:00	111	25	20.8	4.7	0	0	8	61	31	8	1	2	0	0	0	0
08:00	196	24.4	20.4	3.8	0	0	15	101	73	5	2	0	0	0	0	0
09:00	291	25.1	20.9	4.2	0	0	18	148	99	21	5	0	0	0	0	0
10:00	348	24	19.3	4.2	0	0	65	176	92	14	1	0	0	0	0	0
11:00	418	24.1	19.4	4.3	0	1	81	203	113	17	3	0	0	0	0	0
12:00	353	25.2	20.8	4.7	0	4	31	158	127	24	8	1	0	0	0	0
13:00	411	24.9	20.8	4.1	0	0	28	198	157	24	3	1	0	0	0	0
14:00	352	25.7	21.3	4.6	0	0	24	162	120	38	7	0	1	0	0	0
15:00	286	24.5	19.8	4.7	0	9	35	133	93	13	3	0	0	0	0	0
16:00	294	24.4	20.2	4.1	0	1	29	152	99	10	2	1	0	0	0	0
17:00	275	24.7	21	3.4	0	0	8	132	126	8	1	0	0	0	0	0
18:00	181	24.6	20.3	4.4	0	0	19	95	55	9	2	1	0	0	0	0
19:00	121	23.7	19.5	4	0	0	15	73	27	5	1	0	0	0	0	0
20:00	74	29.7	23	6.3	0	0	4	30	21	10	7	1	1	0	0	0
21:00	69	24.2	20.2	5.2	0	0	7	41	16	3	0	1	1	0	0	0
22:00	57	25.4	20.4	4.8	0	0	5	35	9	6	2	0	0	0	0	0
23:00	56	25.3	20.9	5.1	0	0	9	19	22	4	2	0	0	0	0	0
12H,7-19	3516	24.8	20.4	4.3	0	15	361	1719	1185	191	38	6	1	0	0	0
16H,6-22	3833	24.8	20.4	4.5	0	15	390	1885	1265	212	52	10	3	1	0	0
18H,6-24	3946	24.8	20.4	4.5	0	15	404	1939	1296	222	56	10	3	1	0	0
24H,0-24	4036	24.9	20.5	4.6	0	15	416	1977	1306	236	65	17	3	1	0	0

12835 OXFORDSHIRE Site No: 12835015 Location Site 15 - Oxford Rd, Farmoor (W of Cumnor Rd)
 Wed 08-Nov-23 to Tue 21-Nov-23 Channel: Eastbound

Time Period	Total Vehicles	85%ile Speed	Mean Speed	Stand Dev.	<6Mph	6-<11	11-<16	16-<21	21-<26	26-<31	31-<36	36-<41	41-<46	46-<51	51-<56	=>56
Sun 19-Nov-23																
00:00	25	29.8	21.9	9.1	0	0	5	13	1	2	1	1	2	0	0	0
01:00	16	28.8	20.1	7.1	0	0	5	7	0	2	2	0	0	0	0	0
02:00	7	-	24.2	7.4	0	0	1	2	0	3	1	0	0	0	0	0
03:00	7	-	25.6	9.6	0	0	1	2	1	0	2	1	0	0	0	0
04:00	5	-	25.5	9.1	0	0	1	1	0	1	2	0	0	0	0	0
05:00	11	25.3	23	6.2	0	0	0	5	4	1	0	1	0	0	0	0
06:00	33	33.6	24.1	9.2	0	0	4	13	5	3	5	2	0	0	1	0
07:00	89	25.3	20.5	6.3	0	0	18	39	21	4	3	4	0	0	0	0
08:00	118	25.2	20.4	5.3	0	0	13	70	20	9	4	2	0	0	0	0
09:00	231	24.7	20.4	4.9	0	0	25	126	61	11	6	0	2	0	0	0
10:00	396	25.2	20.8	4.7	0	5	25	198	129	30	6	3	0	0	0	0
11:00	414	25.1	20.9	4.1	0	0	26	200	154	31	1	2	0	0	0	0
12:00	367	25	20.7	4.1	0	0	30	172	138	25	2	0	0	0	0	0
13:00	393	25.2	21.2	3.9	0	0	22	168	170	32	1	0	0	0	0	0
14:00	293	23.8	19.3	4.1	0	3	44	160	75	10	1	0	0	0	0	0
15:00	288	25	20.6	4.1	0	1	21	150	91	24	1	0	0	0	0	0
16:00	289	23.9	19.6	4.3	0	1	37	166	72	7	5	1	0	0	0	0
17:00	306	24.7	20	4.4	0	2	43	142	98	20	1	0	0	0	0	0
18:00	199	25.5	21.3	4.5	0	0	10	98	67	17	7	0	0	0	0	0
19:00	111	25.7	20.9	5.5	0	0	10	63	22	9	6	0	1	0	0	0
20:00	80	23.8	19.8	3.8	0	0	9	44	26	0	1	0	0	0	0	0
21:00	52	27.2	21.5	6.3	0	0	8	21	14	3	5	1	0	0	0	0
22:00	34	33.3	23.8	8	0	0	4	13	5	5	3	4	0	0	0	0
23:00	14	28	21	6.3	0	0	1	10	0	1	2	0	0	0	0	0
12H,7-19	3383	24.9	20.5	4.4	0	12	314	1689	1096	220	38	12	2	0	0	0
16H,6-22	3659	25	20.6	4.6	0	12	345	1830	1163	235	55	15	3	0	1	0
18H,6-24	3707	25	20.6	4.6	0	12	350	1853	1168	241	60	19	3	0	1	0
24H,0-24	3778	25.1	20.6	4.7	0	12	363	1883	1174	250	68	22	5	0	1	0

12835 OXFORDSHIRE Site No: 12835015 Location Site 15 - Oxford Rd, Farmoor (W of Cumnor Rd)
 Wed 08-Nov-23 to Tue 21-Nov-23 Channel: Eastbound

Time Period	Total Vehicles	85%ile Speed	Mean Speed	Stand Dev.	<6Mph	6-<11	11-<16	16-<21	21-<26	26-<31	31-<36	36-<41	41-<46	46-<51	51-<56	=>56
Mon 20-Nov-23																
00:00	11	30.3	27.1	6.8	0	0	1	1	1	6	1	1	0	0	0	0
01:00	11	28.1	21.2	7	0	0	3	3	2	2	1	0	0	0	0	0
02:00	3	-	28.5	8.8	0	0	0	0	2	0	0	1	0	0	0	0
03:00	11	28.3	22.1	6.1	0	0	2	3	2	4	0	0	0	0	0	0
04:00	17	27.6	22.9	5.7	0	0	0	8	5	3	0	1	0	0	0	0
05:00	59	30.8	22.9	6.5	0	1	5	18	21	5	8	1	0	0	0	0
06:00	286	26.1	22.4	5.2	0	0	7	120	115	25	11	7	1	0	0	0
07:00	762	28	23.5	4.1	0	0	20	150	412	167	12	1	0	0	0	0
08:00	425	21.8	17.8	4.4	0	14	120	217	60	13	1	0	0	0	0	0
09:00	375	24	19.7	3.9	0	0	48	208	104	13	2	0	0	0	0	0
10:00	324	25.1	21.4	3.9	0	0	21	113	173	14	3	0	0	0	0	0
11:00	271	23.6	19	4.3	0	3	53	143	59	12	1	0	0	0	0	0
12:00	299	22.6	18	4.3	0	2	97	138	51	11	0	0	0	0	0	0
13:00	277	25.1	20.5	4.5	0	0	27	143	79	23	5	0	0	0	0	0
14:00	288	24.9	20.6	4.2	0	0	17	163	82	22	3	1	0	0	0	0
15:00	431	24.3	19.6	4.4	0	7	65	202	139	17	0	1	0	0	0	0
16:00	439	23.6	19.3	4.4	0	5	67	252	93	18	2	1	1	0	0	0
17:00	496	24.9	20.9	4.1	0	2	27	240	193	25	9	0	0	0	0	0
18:00	366	24.8	20.7	4.1	0	0	27	180	137	17	3	2	0	0	0	0
19:00	169	24.9	20.6	4.1	0	0	12	90	53	13	1	0	0	0	0	0
20:00	76	27.3	21.2	6.2	0	0	14	29	19	8	4	2	0	0	0	0
21:00	54	24	18.8	5.3	0	2	13	25	9	4	1	0	0	0	0	0
22:00	86	26.4	21.3	5.8	0	0	6	50	16	7	5	1	1	0	0	0
23:00	16	23.6	19.4	5.4	0	0	4	7	4	0	1	0	0	0	0	0
12H,7-19	4753	25	20.4	4.5	0	33	589	2149	1582	352	41	6	1	0	0	0
16H,6-22	5338	25.1	20.5	4.6	0	35	635	2413	1778	402	58	15	2	0	0	0
18H,6-24	5440	25.1	20.5	4.7	0	35	645	2470	1798	409	64	16	3	0	0	0
24H,0-24	5552	25.2	20.6	4.7	0	36	656	2503	1831	429	74	20	3	0	0	0

12835 OXFORDSHIRE Site No: 12835015 Location Site 15 - Oxford Rd, Farmoor (W of Cumnor Rd)
 Wed 08-Nov-23 to Tue 21-Nov-23 Channel: Eastbound

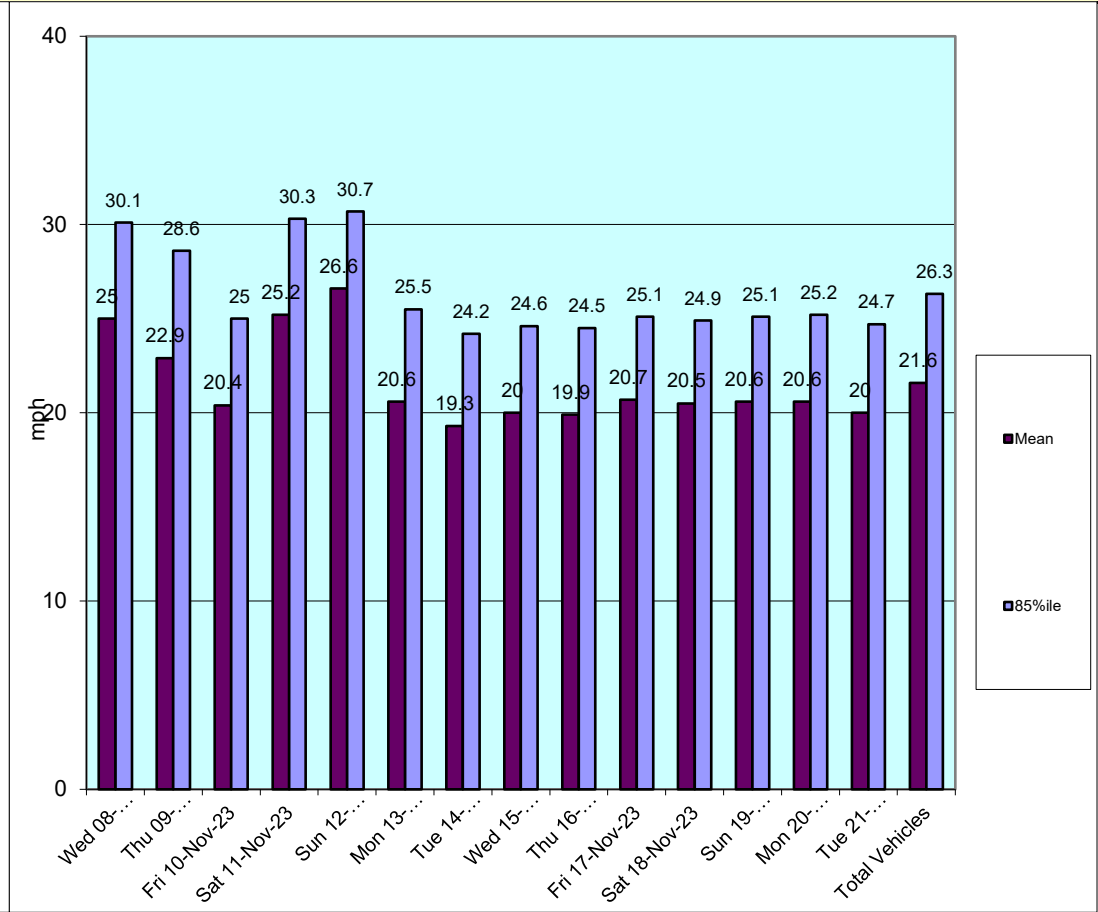
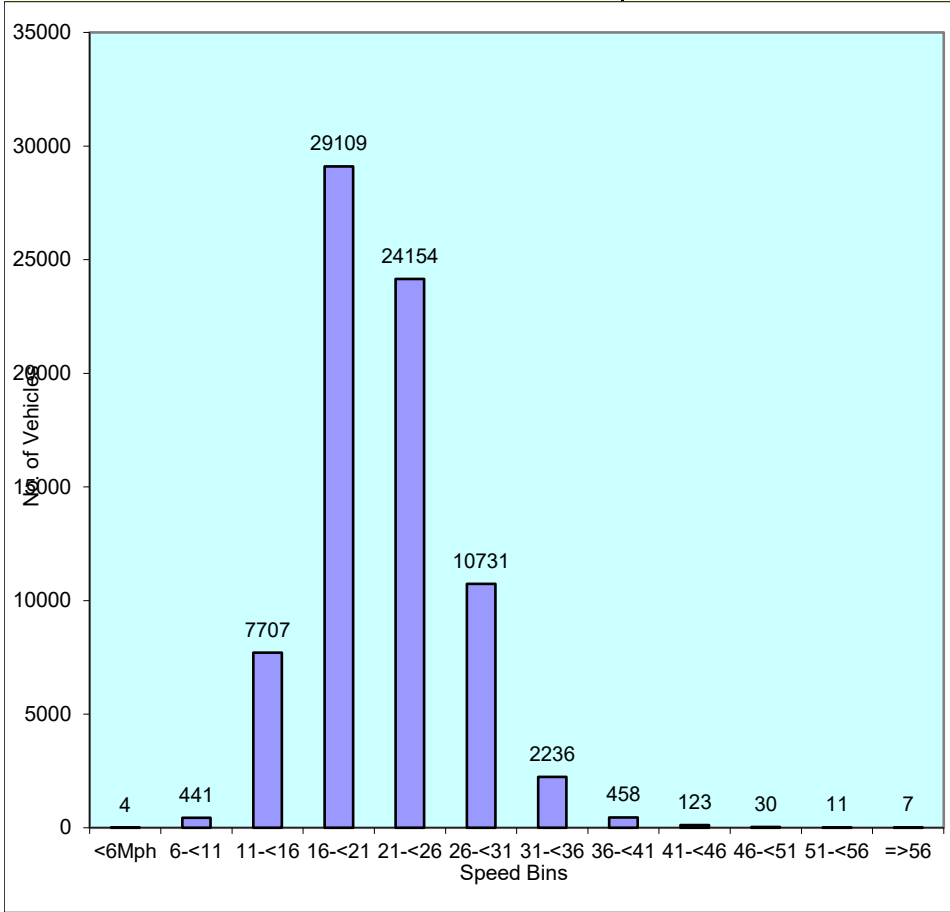
Time Period	Total Vehicles	85%ile Speed	Mean Speed	Stand Dev.	<6Mph	6-<11	11-<16	16-<21	21-<26	26-<31	31-<36	36-<41	41-<46	46-<51	51-<56	=>56
Tue 21-Nov-23																
00:00	12	34.5	29.8	11	0	0	3	0	0	1	6	1	0	1	0	0
01:00	4	-	21	6.5	0	0	1	1	1	1	0	0	0	0	0	0
02:00	3	-	31.8	11.6	0	0	0	1	0	0	0	2	0	0	0	0
03:00	2	-	26	10.6	0	0	0	1	0	0	1	0	0	0	0	0
04:00	15	37.6	26.8	9.7	0	0	2	4	1	2	2	4	0	0	0	0
05:00	65	30	22.7	7.5	0	0	6	30	14	6	5	2	1	1	0	0
06:00	303	25.9	22.1	4.7	0	1	13	110	135	35	6	2	1	0	0	0
07:00	0	-	-	-	0	0	0	0	0	0	0	0	0	0	0	0
08:00	19	20.4	18.8	3.4	0	1	0	15	3	0	0	0	0	0	0	0
09:00	401	24.5	20.2	4.2	0	2	34	226	111	26	1	0	1	0	0	0
10:00	336	24.5	19.6	4.6	0	2	60	164	85	22	3	0	0	0	0	0
11:00	323	23.6	18.7	4.7	0	0	93	146	68	11	4	1	0	0	0	0
12:00	300	23.8	19	4.6	0	10	49	160	64	14	3	0	0	0	0	0
13:00	314	24.4	19.8	4.7	0	0	54	152	90	13	1	4	0	0	0	0
14:00	343	24.1	19.6	4.3	0	5	42	189	89	16	1	1	0	0	0	0
15:00	379	24.4	19.8	4.2	0	2	55	179	126	17	0	0	0	0	0	0
16:00	447	22.5	18.6	4.2	0	12	77	266	79	10	3	0	0	0	0	0
17:00	472	24.5	20	4.5	0	2	74	205	171	11	7	2	0	0	0	0
18:00	414	24.9	20.6	4.1	0	0	32	207	145	27	3	0	0	0	0	0
19:00	149	25	20.4	4.3	0	0	14	79	41	14	1	0	0	0	0	0
20:00	77	25.4	20.9	6.1	0	1	7	43	16	4	2	4	0	0	0	0
21:00	71	25.2	21.1	6	0	0	6	37	20	5	2	0	0	0	1	0
22:00	85	25.5	21.5	5.6	0	0	4	47	23	4	5	1	1	0	0	0
23:00	24	32.6	25.8	6.2	0	0	1	5	6	6	6	0	0	0	0	0
12H,7-19	3748	24.3	19.6	4.4	0	36	570	1909	1031	167	26	8	1	0	0	0
16H,6-22	4348	24.5	19.9	4.5	0	38	610	2178	1243	225	37	14	2	0	1	0
18H,6-24	4457	24.6	19.9	4.6	0	38	615	2230	1272	235	48	15	3	0	1	0
24H,0-24	4558	24.7	20	4.8	0	38	627	2267	1288	245	62	24	4	2	1	0

12835 OXFORDSHIRE Site No: 12835015 Location Site 15 - Oxford Rd, Farmoor (W of Cumnor Rd)
 Wed 08-Nov-23 to Tue 21-Nov-23 Channel: Eastbound

Time Period	Total Vehicles	85%ile Speed	Mean Speed	Stand Dev.	<6Mph	6-<11	11-<16	16-<21	21-<26	26-<31	31-<36	36-<41	41-<46	46-<51	51-<56	=>56
Daily Totals																
Wed 08-Nov-23	7507	30.1	25	5.3	0	34	244	1182	2828	2579	519	83	27	7	2	2
Thu 09-Nov-23	7544	28.6	22.9	5.5	1	64	530	2138	2885	1515	331	56	19	2	2	1
Fri 10-Nov-23	6384	25	20.4	4.7	2	50	815	2887	2085	462	58	17	6	1	1	0
Sat 11-Nov-23	4569	30.3	25.2	5.4	1	9	158	750	1559	1648	365	60	16	3	0	0
Sun 12-Nov-23	3686	30.7	26.6	5.1	0	1	50	309	1273	1595	346	85	16	6	2	3
Mon 13-Nov-23	5421	25.5	20.6	5	0	36	729	2415	1598	501	117	19	5	1	0	0
Tue 14-Nov-23	5517	24.2	19.3	4.6	0	49	1066	2735	1318	295	42	6	2	3	0	1
Wed 15-Nov-23	5598	24.6	20	4.5	0	38	705	2818	1664	310	46	12	4	1	0	0
Thu 16-Nov-23	5540	24.5	19.9	4.7	0	39	807	2803	1506	293	65	16	8	2	1	0
Fri 17-Nov-23	5321	25.1	20.7	4.6	0	20	541	2442	1839	373	78	21	5	1	1	0
Sat 18-Nov-23	4036	24.9	20.5	4.6	0	15	416	1977	1306	236	65	17	3	1	0	0
Sun 19-Nov-23	3778	25.1	20.6	4.7	0	12	363	1883	1174	250	68	22	5	0	1	0
Mon 20-Nov-23	5552	25.2	20.6	4.7	0	36	656	2503	1831	429	74	20	3	0	0	0
Tue 21-Nov-23	4558	24.7	20	4.8	0	38	627	2267	1288	245	62	24	4	2	1	0

Time Period	Total Vehicles	85%ile Speed	Mean Speed	Stand Dev.	<6Mph	6-<11	11-<16	16-<21	21-<26	26-<31	31-<36	36-<41	41-<46	46-<51	51-<56	=>56
-------------	----------------	--------------	------------	------------	-------	-------	--------	--------	--------	--------	--------	--------	--------	--------	--------	------

Total Vehicles	[-]	75011	26.3	21.6	4.9	4	441	7707	29109	24154	10731	2236	458	123	30	11	7
----------------	-----	-------	------	------	-----	---	-----	------	-------	-------	-------	------	-----	-----	----	----	---



12835		OXFORDSHIRE		Site No: 12835015		Location		Site 15 - Oxford Rd, Farmoor (W of	
				Channel: Eastbound					
TIME								5-Day	
PERIOD	Wed 08-Nov-23	Thu 09-Nov-23	Fri 10-Nov-23	Sat 11-Nov-23	Sun 12-Nov-23	Mon 13-Nov-23	Tue 14-Nov-23	Av	
Week Begin: 08-Nov-23									
00:00	5	9	22	43	22	10	11	11	
01:00	7	6	21	22	12	4	4	8	
02:00	2	6	11	16	6	2	1	4	
03:00	10	3	14	8	2	4	1	6	
04:00	16	14	21	17	8	16	16	17	
05:00	64	68	65	34	10	62	60	64	
06:00	336	338	274	72	35	267	329	309	
07:00	960	967	459	157	87	792	474	730	
08:00	570	552	474	224	111	428	485	502	
09:00	469	464	436	328	249	376	422	433	
10:00	416	371	408	392	321	312	371	376	
11:00	363	372	346	414	360	291	289	332	
12:00	371	368	421	395	433	295	298	351	
13:00	340	361	445	388	375	310	300	351	
14:00	425	417	457	421	302	330	311	388	
15:00	497	514	509	300	259	394	384	460	
16:00	779	745	495	354	255	461	512	598	
17:00	812	808	517	411	296	417	506	612	
18:00	541	531	452	195	221	273	351	430	
19:00	264	274	220	126	169	169	138	213	
20:00	105	129	86	66	63	67	82	94	
21:00	69	74	91	68	50	54	80	74	
22:00	63	79	74	73	27	66	78	72	
23:00	23	74	66	45	13	21	14	40	
12H,7-19	6543	6470	5419	3979	3269	4679	4703	5563	
16H,6-22	7317	7285	6090	4311	3586	5236	5332	6252	
18H,6-24	7403	7438	6230	4429	3626	5323	5424	6364	
24H,0-24	7507	7544	6384	4569	3686	5421	5517	6475	
Am	07:00	07:00	08:00	11:00	11:00	07:00	08:00	-	
Peak	960	967	474	414	360	792	485	736	
Pm	17:00	17:00	17:00	14:00	12:00	16:00	16:00	-	
Peak	812	808	517	421	433	461	512	622	

Cumnor Rd)

7-Day Av	Wed 15-Nov-23	Thu 16-Nov-23	Fri 17-Nov-23	Sat 18-Nov-23	Sun 19-Nov-23	Mon 20-Nov-23	Tue 21-Nov-23	5-Day Av	7-Day Av
17	4	9	8	29	25	11	12	9	14
11	10	8	8	16	16	11	4	8	10
6	3	6	0	3	7	3	3	3	4
6	5	6	2	5	7	11	2	5	5
15	18	14	10	11	5	17	15	15	13
52	58	54	49	26	11	59	65	57	46
236	299	320	247	53	33	286	303	291	220
557	585	522	557	111	89	762	0	485	375
406	605	504	373	196	118	425	19	385	320
392	438	361	350	291	231	375	401	385	350
370	342	334	365	348	396	324	336	340	349
348	293	267	328	418	414	271	323	296	331
369	334	289	337	353	367	299	300	312	326
360	251	280	365	411	393	277	314	297	327
380	116	331	330	352	293	288	343	282	293
408	416	385	416	286	288	431	379	405	372
514	496	464	452	294	289	439	447	460	412
538	511	448	422	275	306	496	472	470	419
366	331	398	275	181	199	366	414	357	309
194	210	234	183	121	111	169	149	189	168
85	95	87	81	74	80	76	77	83	81
69	70	78	56	69	52	54	71	66	64
66	82	112	60	57	34	86	85	85	74
37	26	29	47	56	14	16	24	28	30
5009	4718	4583	4570	3516	3383	4753	3748	4474	4182
5594	5392	5302	5137	3833	3659	5338	4348	5103	4716
5696	5500	5443	5244	3946	3707	5440	4457	5217	4820
5804	5598	5540	5321	4036	3778	5552	4558	5314	4912
-	08:00	07:00	07:00	11:00	11:00	07:00	09:00	-	-
636	605	522	557	418	414	762	401	569	526
-	17:00	16:00	16:00	13:00	13:00	17:00	17:00	-	-
566	511	464	452	411	393	496	472	479	457

12835		OXFORDSHIRE				Site No: 12835015		Location		Site 15 - Oxford Rd, Farmoor (W of Cumnor Rd)					
Wed 08-Nov-23 to Tue 21-Nov-23						Channel: Westbound									
TIME PERIOD	TOTAL VEHICLES	MOTOR-CYCLES	CARS OR CAR-BASED LGV	LIGHT GOODS VEHICLES	BUSES	TWO AXLE, SIX TYRE, RIGID/ BUSES	THREE AXLE RIGID	FOUR OR MORE AXLE RIGID	FOUR OR LESS AXLE ARTIC	FIVE AXLE ARTIC	SIX OR MORE AXLE ARTIC	FIVE OR LESS AXLE MULTI-TRAILER ARTIC	SIX AXLE MULTI-TRAILER ARTIC	SEVEN OR MORE AXLE ARTIC	
Wed 08-Nov-23															
00:00	14	1	10	2	0	1	0	0	0	0	0	0	0	0	
01:00	10	0	6	4	0	0	0	0	0	0	0	0	0	0	
02:00	7	0	7	0	0	0	0	0	0	0	0	0	0	0	
03:00	16	0	16	0	0	0	0	0	0	0	0	0	0	0	
04:00	19	0	16	2	0	0	0	0	1	0	0	0	0	0	
05:00	70	0	64	1	0	1	2	0	2	0	0	0	0	0	
06:00	156	1	128	22	0	2	1	1	1	0	0	0	0	0	
07:00	404	5	352	43	0	0	1	1	2	0	0	0	0	0	
08:00	367	3	321	28	0	3	7	0	5	0	0	0	0	0	
09:00	241	3	198	29	0	4	1	1	3	0	1	1	0	0	
10:00	235	1	193	26	1	3	4	0	6	0	0	1	0	0	
11:00	286	0	227	38	0	5	1	0	12	0	2	1	0	0	
12:00	258	4	210	32	0	4	5	0	2	0	0	1	0	0	
13:00	341	4	296	28	0	3	3	1	6	0	0	0	0	0	
14:00	358	4	296	43	1	4	1	0	7	0	1	1	0	0	
15:00	479	3	421	37	0	3	3	1	10	0	0	1	0	0	
16:00	544	11	485	38	0	1	1	1	6	0	0	1	0	0	
17:00	576	9	542	17	0	2	0	2	2	0	1	1	0	0	
18:00	418	8	386	20	0	2	0	0	1	0	0	1	0	0	
19:00	257	4	238	10	1	3	0	0	0	0	0	1	0	0	
20:00	147	2	137	5	0	2	0	0	1	0	0	0	0	0	
21:00	144	1	138	4	0	1	0	0	0	0	0	0	0	0	
22:00	69	0	66	2	0	1	0	0	0	0	0	0	0	0	
23:00	23	0	18	4	0	1	0	0	0	0	0	0	0	0	
12H,7-19	4507	55	3927	379	2	34	27	7	62	0	5	9	0	0	
16H,6-22	5211	63	4568	420	3	42	28	8	64	0	5	10	0	0	
18H,6-24	5303	63	4652	426	3	44	28	8	64	0	5	10	0	0	
24H,0-24	5439	64	4771	435	3	46	30	8	67	0	5	10	0	0	

12835		OXFORDSHIRE				Site No: 12835015	Location	Site 15 - Oxford Rd, Farmoor (W of Cumnor Rd)							
Wed 08-Nov-23 to Tue 21-Nov-23						Channel: Westbound									
TIME PERIOD	TOTAL VEHICLES	MOTOR-CYCLES	CARS OR CAR-BASED LGV	LIGHT GOODS VEHICLES	BUSES	TWO AXLE, SIX TYRE, RIGID/ BUSES	THREE AXLE RIGID	FOUR OR MORE AXLE RIGID	FOUR OR LESS AXLE ARTIC	FIVE AXLE ARTIC	SIX OR MORE AXLE ARTIC	FIVE OR LESS AXLE MULTI-TRAILER ARTIC	SIX AXLE MULTI-TRAILER ARTIC	SEVEN OR MORE AXLE ARTIC	
Thu 09-Nov-23															
00:00	11	0	9	0	0	1	0	0	0	0	0	1	0	0	
01:00	8	0	7	1	0	0	0	0	0	0	0	0	0	0	
02:00	6	0	6	0	0	0	0	0	0	0	0	0	0	0	
03:00	12	0	8	3	0	0	0	0	1	0	0	0	0	0	
04:00	13	1	10	2	0	0	0	0	0	0	0	0	0	0	
05:00	94	0	86	4	0	1	1	0	2	0	0	0	0	0	
06:00	123	1	106	12	0	2	0	0	2	0	0	0	0	0	
07:00	440	6	396	37	0	0	1	0	0	0	0	0	0	0	
08:00	391	4	344	30	0	4	1	0	6	0	1	1	0	0	
09:00	262	6	209	35	0	2	1	0	8	1	0	0	0	0	
10:00	203	1	154	28	0	8	3	1	7	0	1	0	0	0	
11:00	243	3	183	39	0	4	1	0	10	0	2	1	0	0	
12:00	283	5	227	40	1	3	2	0	5	0	0	0	0	0	
13:00	341	10	274	38	0	6	1	1	10	1	0	0	0	0	
14:00	363	3	295	53	0	2	1	0	5	0	2	2	0	0	
15:00	480	2	424	39	0	4	2	1	7	0	0	1	0	0	
16:00	562	8	508	38	0	1	1	1	4	0	0	1	0	0	
17:00	558	7	524	19	0	2	0	2	2	0	1	1	0	0	
18:00	430	4	403	18	0	3	0	0	1	0	0	1	0	0	
19:00	321	2	292	22	0	2	1	0	1	0	0	1	0	0	
20:00	248	2	231	11	0	2	0	0	1	0	1	0	0	0	
21:00	140	0	133	5	0	1	0	0	0	0	1	0	0	0	
22:00	78	0	75	1	0	1	0	0	0	0	0	1	0	0	
23:00	40	0	34	5	0	1	0	0	0	0	0	0	0	0	
12H,7-19	4556	59	3941	414	1	39	14	6	65	2	7	8	0	0	
16H,6-22	5388	64	4703	464	1	46	15	6	69	2	9	9	0	0	
18H,6-24	5506	64	4812	470	1	48	15	6	69	2	9	10	0	0	
24H,0-24	5650	65	4938	480	1	50	16	6	72	2	9	11	0	0	

12835		OXFORDSHIRE				Site No: 12835015		Location		Site 15 - Oxford Rd, Farmoor (W of Cumnor Rd)					
Wed 08-Nov-23 to Tue 21-Nov-23		Channel: Westbound													
TIME PERIOD	TOTAL VEHICLES	MOTOR-CYCLES	CARS OR CAR-BASED LGV	LIGHT GOODS VEHICLES	BUSES	TWO AXLE, SIX TYRE, RIGID/ BUSES	THREE AXLE RIGID	FOUR OR MORE AXLE RIGID	FOUR OR LESS AXLE ARTIC	FIVE AXLE ARTIC	SIX OR MORE AXLE ARTIC	FIVE OR LESS AXLE MULTI-TRAILER ARTIC	SIX AXLE MULTI-TRAILER ARTIC	SEVEN OR MORE AXLE ARTIC	
Fri 10-Nov-23															
00:00	19	0	16	2	0	1	0	0	0	0	0	0	0	0	
01:00	12	0	10	2	0	0	0	0	0	0	0	0	0	0	
02:00	8	0	6	1	0	0	0	0	1	0	0	0	0	0	
03:00	5	0	5	0	0	0	0	0	0	0	0	0	0	0	
04:00	14	1	11	2	0	0	0	0	0	0	0	0	0	0	
05:00	85	1	75	0	0	1	2	0	3	0	3	0	0	0	
06:00	134	3	108	18	0	1	0	0	4	0	0	0	0	0	
07:00	376	4	328	35	2	2	1	0	3	0	0	1	0	0	
08:00	304	3	269	25	0	2	1	0	2	0	2	0	0	0	
09:00	300	1	245	33	1	2	0	0	16	0	1	1	0	0	
10:00	248	4	202	30	1	3	2	0	4	0	0	2	0	0	
11:00	284	1	226	33	0	6	4	0	12	0	2	0	0	0	
12:00	365	0	306	44	0	3	0	0	10	0	1	1	0	0	
13:00	351	2	300	30	2	7	0	0	10	0	0	0	0	0	
14:00	436	6	377	36	0	5	1	0	10	0	0	1	0	0	
15:00	427	1	359	45	0	5	0	0	13	0	2	2	0	0	
16:00	501	11	446	34	0	1	0	0	4	0	4	1	0	0	
17:00	448	5	413	23	1	2	0	0	4	0	0	0	0	0	
18:00	355	7	327	17	0	2	0	0	2	0	0	0	0	0	
19:00	196	1	186	5	1	3	0	0	0	0	0	0	0	0	
20:00	145	0	140	3	1	1	0	0	0	0	0	0	0	0	
21:00	96	1	88	5	0	1	1	0	0	0	0	0	0	0	
22:00	85	1	78	2	0	2	1	0	0	0	0	1	0	0	
23:00	58	0	52	4	0	2	0	0	0	0	0	0	0	0	
12H,7-19	4395	45	3798	385	7	40	9	0	90	0	12	9	0	0	
16H,6-22	4966	50	4320	416	9	46	10	0	94	0	12	9	0	0	
18H,6-24	5109	51	4450	422	9	50	11	0	94	0	12	10	0	0	
24H,0-24	5252	53	4573	429	9	52	13	0	98	0	15	10	0	0	

12835		OXFORDSHIRE				Site No: 12835015	Location	Site 15 - Oxford Rd, Farmoor (W of Cumnor Rd)							
Wed 08-Nov-23 to Tue 21-Nov-23						Channel: Westbound									
TIME PERIOD	TOTAL VEHICLES	MOTOR-CYCLES	CARS OR CAR-BASED LGV	LIGHT GOODS VEHICLES	BUSES	TWO AXLE, SIX TYRE, RIGID/ BUSES	THREE AXLE RIGID	FOUR OR MORE AXLE RIGID	FOUR OR LESS AXLE ARTIC	FIVE AXLE ARTIC	SIX OR MORE AXLE ARTIC	FIVE OR LESS AXLE MULTI-TRAILER ARTIC	SIX AXLE MULTI-TRAILER ARTIC	SEVEN OR MORE AXLE ARTIC	
Sat 11-Nov-23															
00:00	21	0	17	3	0	1	0	0	0	0	0	0	0	0	
01:00	13	0	11	1	0	0	0	0	0	0	1	0	0	0	
02:00	12	0	8	4	0	0	0	0	0	0	0	0	0	0	
03:00	5	0	4	0	0	0	0	0	0	0	1	0	0	0	
04:00	12	0	8	3	0	0	0	0	1	0	0	0	0	0	
05:00	41	0	41	0	0	0	0	0	0	0	0	0	0	0	
06:00	49	0	41	5	0	1	0	0	2	0	0	0	0	0	
07:00	96	1	83	10	0	1	0	0	0	0	0	1	0	0	
08:00	150	6	126	13	0	1	0	0	3	1	0	0	0	0	
09:00	215	7	195	10	0	1	2	0	0	0	0	0	0	0	
10:00	315	11	281	19	0	0	1	0	1	0	1	1	0	0	
11:00	326	13	289	15	0	4	1	0	3	0	1	0	0	0	
12:00	358	8	326	17	0	3	3	0	1	0	0	0	0	0	
13:00	301	6	278	14	0	2	0	1	0	0	0	0	0	0	
14:00	301	6	283	11	0	0	0	0	1	0	0	0	0	0	
15:00	336	11	307	16	0	1	0	0	1	0	0	0	0	0	
16:00	388	4	366	14	0	2	1	0	1	0	0	0	0	0	
17:00	314	3	297	11	0	1	0	0	1	0	0	1	0	0	
18:00	239	3	223	11	0	2	0	0	0	0	0	0	0	0	
19:00	165	1	155	6	0	3	0	0	0	0	0	0	0	0	
20:00	127	0	121	5	0	1	0	0	0	0	0	0	0	0	
21:00	146	3	136	6	0	1	0	0	0	0	0	0	0	0	
22:00	136	2	131	2	0	1	0	0	0	0	0	0	0	0	
23:00	69	0	66	2	0	1	0	0	0	0	0	0	0	0	
12H,7-19	3339	79	3054	161	0	18	8	1	12	1	2	3	0	0	
16H,6-22	3826	83	3507	183	0	24	8	1	14	1	2	3	0	0	
18H,6-24	4031	85	3704	187	0	26	8	1	14	1	2	3	0	0	
24H,0-24	4135	85	3793	198	0	27	8	1	15	1	4	3	0	0	

12835		OXFORDSHIRE				Site No: 12835015	Location	Site 15 - Oxford Rd, Farmoor (W of Cumnor Rd)							
Wed 08-Nov-23 to Tue 21-Nov-23						Channel: Westbound									
TIME PERIOD	TOTAL VEHICLES	MOTOR-CYCLES	CARS OR CAR-BASED LGV	LIGHT GOODS VEHICLES	BUSES	TWO AXLE, SIX TYRE, RIGID/ BUSES	THREE AXLE RIGID	FOUR OR MORE AXLE RIGID	FOUR OR LESS AXLE ARTIC	FIVE AXLE ARTIC	SIX OR MORE AXLE ARTIC	FIVE OR LESS AXLE MULTI-TRAILER ARTIC	SIX AXLE MULTI-TRAILER ARTIC	SEVEN OR MORE AXLE ARTIC	
Sun 12-Nov-23															
00:00	30	0	25	3	0	1	0	0	1	0	0	0	0	0	
01:00	11	0	11	0	0	0	0	0	0	0	0	0	0	0	
02:00	15	0	11	3	0	1	0	0	0	0	0	0	0	0	
03:00	7	0	7	0	0	0	0	0	0	0	0	0	0	0	
04:00	8	0	5	3	0	0	0	0	0	0	0	0	0	0	
05:00	33	0	31	1	0	0	0	0	1	0	0	0	0	0	
06:00	21	1	16	2	0	0	0	0	2	0	0	0	0	0	
07:00	34	0	31	2	0	0	0	0	0	0	0	1	0	0	
08:00	87	3	74	8	0	1	0	0	1	0	0	0	0	0	
09:00	140	4	122	9	0	1	0	0	2	0	1	1	0	0	
10:00	192	3	175	10	0	1	1	0	1	0	0	1	0	0	
11:00	283	3	266	13	0	1	0	0	0	0	0	0	0	0	
12:00	386	1	371	13	0	1	0	0	0	0	0	0	0	0	
13:00	355	3	337	12	0	1	1	0	1	0	0	0	0	0	
14:00	356	2	340	10	0	2	0	1	1	0	0	0	0	0	
15:00	336	0	320	12	0	1	1	0	1	1	0	0	0	0	
16:00	298	0	290	7	0	1	0	0	0	0	0	0	0	0	
17:00	240	4	230	5	0	1	0	0	0	0	0	0	0	0	
18:00	123	2	115	4	0	1	0	0	0	0	1	0	0	0	
19:00	110	0	103	6	0	1	0	0	0	0	0	0	0	0	
20:00	81	1	73	6	0	1	0	0	0	0	0	0	0	0	
21:00	57	0	56	1	0	0	0	0	0	0	0	0	0	0	
22:00	36	0	33	3	0	0	0	0	0	0	0	0	0	0	
23:00	30	0	26	4	0	0	0	0	0	0	0	0	0	0	
12H,7-19	2830	25	2671	105	0	12	3	1	7	1	2	3	0	0	
16H,6-22	3099	27	2919	120	0	14	3	1	9	1	2	3	0	0	
18H,6-24	3165	27	2978	127	0	14	3	1	9	1	2	3	0	0	
24H,0-24	3269	27	3068	137	0	16	3	1	11	1	2	3	0	0	

12835		OXFORDSHIRE				Site No: 12835015		Location		Site 15 - Oxford Rd, Farmoor (W of Cumnor Rd)					
Wed 08-Nov-23 to Tue 21-Nov-23						Channel: Westbound									
TIME PERIOD	TOTAL VEHICLES	MOTOR-CYCLES	CARS OR CAR-BASED LGV	LIGHT GOODS VEHICLES	BUSES	TWO AXLE, SIX TYRE, RIGID/ BUSES	THREE AXLE RIGID	FOUR OR MORE AXLE RIGID	FOUR OR LESS AXLE ARTIC	FIVE AXLE ARTIC	SIX OR MORE AXLE ARTIC	FIVE OR LESS AXLE MULTI-TRAILER ARTIC	SIX AXLE MULTI-TRAILER ARTIC	SEVEN OR MORE AXLE ARTIC	
Mon 13-Nov-23															
00:00	11	0	9	2	0	0	0	0	0	0	0	0	0	0	
01:00	9	0	7	1	0	0	0	0	0	0	1	0	0	0	
02:00	3	0	3	0	0	0	0	0	0	0	0	0	0	0	
03:00	4	1	1	2	0	0	0	0	0	0	0	0	0	0	
04:00	12	0	9	3	0	0	0	0	0	0	0	0	0	0	
05:00	87	0	80	3	0	1	2	0	1	0	0	0	0	0	
06:00	135	1	113	15	0	2	0	0	4	0	0	0	0	0	
07:00	379	4	341	29	0	2	0	0	0	0	0	2	1	0	
08:00	394	0	359	23	1	5	1	0	4	0	1	0	0	0	
09:00	266	2	215	34	0	6	1	0	7	0	1	0	0	0	
10:00	232	0	180	35	2	1	2	0	8	1	1	2	0	0	
11:00	252	1	199	44	0	2	2	0	4	0	0	0	0	0	
12:00	273	5	230	30	0	2	1	0	1	0	1	3	0	0	
13:00	319	1	255	46	0	4	3	0	8	0	1	1	0	0	
14:00	324	2	283	30	1	7	0	0	1	0	0	0	0	0	
15:00	434	3	362	54	0	1	2	0	9	0	1	2	0	0	
16:00	452	3	411	29	0	1	0	0	8	0	0	0	0	0	
17:00	521	5	483	24	1	2	5	0	0	0	0	1	0	0	
18:00	390	3	365	19	0	2	0	0	0	0	0	1	0	0	
19:00	203	1	182	15	0	2	1	0	0	0	1	1	0	0	
20:00	134	0	129	3	0	2	0	0	0	0	0	0	0	0	
21:00	106	3	97	5	0	1	0	0	0	0	0	0	0	0	
22:00	63	0	62	0	0	1	0	0	0	0	0	0	0	0	
23:00	35	1	29	3	0	1	0	0	0	1	0	0	0	0	
12H,7-19	4236	29	3683	397	5	35	17	0	50	1	6	12	1	0	
16H,6-22	4814	34	4204	435	5	42	18	0	54	1	7	13	1	0	
18H,6-24	4912	35	4295	438	5	44	18	0	54	2	7	13	1	0	
24H,0-24	5038	36	4404	449	5	45	20	0	55	2	8	13	1	0	

12835		OXFORDSHIRE				Site No: 12835015		Location		Site 15 - Oxford Rd, Farmoor (W of Cumnor Rd)					
Wed 08-Nov-23 to Tue 21-Nov-23					Channel: Westbound										
TIME PERIOD	TOTAL VEHICLES	MOTOR-CYCLES	CARS OR CAR-BASED LGV	LIGHT GOODS VEHICLES	BUSES	TWO AXLE, SIX TYRE, RIGID/ BUSES	THREE AXLE RIGID	FOUR OR MORE AXLE RIGID	FOUR OR LESS AXLE ARTIC	FIVE AXLE ARTIC	SIX OR MORE AXLE ARTIC	FIVE OR LESS AXLE MULTI-TRAILER ARTIC	SIX AXLE MULTI-TRAILER ARTIC	SEVEN OR MORE AXLE ARTIC	
Tue 14-Nov-23															
00:00	18	0	15	1	0	1	1	0	0	0	0	0	0	0	
01:00	6	0	4	2	0	0	0	0	0	0	0	0	0	0	
02:00	5	0	5	0	0	0	0	0	0	0	0	0	0	0	
03:00	3	0	2	1	0	0	0	0	0	0	0	0	0	0	
04:00	14	1	10	3	0	0	0	0	0	0	0	0	0	0	
05:00	87	0	82	3	0	1	1	0	0	0	0	0	0	0	
06:00	131	3	109	17	0	2	0	0	0	0	0	0	0	0	
07:00	377	2	326	41	1	3	1	0	2	0	1	0	0	0	
08:00	387	2	342	33	1	4	1	0	2	0	0	2	0	0	
09:00	287	1	242	34	0	3	1	0	6	0	0	0	0	0	
10:00	240	0	195	30	1	3	1	0	7	0	1	2	0	0	
11:00	248	1	190	44	0	4	2	0	7	0	0	0	0	0	
12:00	288	5	242	33	0	2	1	0	2	0	1	2	0	0	
13:00	313	1	254	40	0	4	4	0	8	0	1	1	0	0	
14:00	322	2	280	33	1	5	0	0	1	0	0	0	0	0	
15:00	434	4	367	51	0	4	2	0	4	2	0	0	0	0	
16:00	546	8	492	34	0	1	1	0	5	1	0	4	0	0	
17:00	619	6	567	33	0	2	3	0	4	1	1	2	0	0	
18:00	386	6	358	16	0	3	2	0	0	0	1	0	0	0	
19:00	225	0	211	9	0	2	1	0	0	0	0	2	0	0	
20:00	127	1	121	3	0	2	0	0	0	0	0	0	0	0	
21:00	137	1	130	4	0	1	1	0	0	0	0	0	0	0	
22:00	78	0	75	2	0	1	0	0	0	0	0	0	0	0	
23:00	36	0	30	5	0	1	0	0	0	0	0	0	0	0	
12H,7-19	4447	38	3855	422	4	38	19	0	48	4	6	13	0	0	
16H,6-22	5067	43	4426	455	4	45	21	0	48	4	6	15	0	0	
18H,6-24	5181	43	4531	462	4	47	21	0	48	4	6	15	0	0	
24H,0-24	5314	44	4649	472	4	49	23	0	48	4	6	15	0	0	

12835		OXFORDSHIRE				Site No: 12835015		Location		Site 15 - Oxford Rd, Farmoor (W of Cumnor Rd)					
Wed 08-Nov-23 to Tue 21-Nov-23						Channel: Westbound									
TIME PERIOD	TOTAL VEHICLES	MOTOR-CYCLES	CARS OR CAR-BASED LGV	LIGHT GOODS VEHICLES	BUSES	TWO AXLE, SIX TYRE, RIGID/ BUSES	THREE AXLE RIGID	FOUR OR MORE AXLE RIGID	FOUR OR LESS AXLE ARTIC	FIVE AXLE ARTIC	SIX OR MORE AXLE ARTIC	FIVE OR LESS AXLE MULTI-TRAILER ARTIC	SIX AXLE MULTI-TRAILER ARTIC	SEVEN OR MORE AXLE ARTIC	
Wed 15-Nov-23															
00:00	18	0	17	0	0	1	0	0	0	0	0	0	0	0	
01:00	7	0	4	1	0	1	1	0	0	0	0	0	0	0	
02:00	6	0	5	1	0	0	0	0	0	0	0	0	0	0	
03:00	7	0	7	0	0	0	0	0	0	0	0	0	0	0	
04:00	10	0	8	2	0	0	0	0	0	0	0	0	0	0	
05:00	95	0	87	5	0	1	2	0	0	0	0	0	0	0	
06:00	152	1	115	25	0	2	2	0	5	1	1	0	0	0	
07:00	425	5	366	46	2	3	0	0	2	0	0	1	0	0	
08:00	406	7	356	30	0	5	2	0	4	0	0	2	0	0	
09:00	242	7	202	20	0	7	0	0	5	0	0	1	0	0	
10:00	254	2	199	31	0	5	2	0	12	0	1	2	0	0	
11:00	293	3	236	40	1	3	2	0	6	0	0	2	0	0	
12:00	296	6	249	28	0	6	1	0	5	0	1	0	0	0	
13:00	333	2	287	34	2	2	0	0	5	0	1	0	0	0	
14:00	175	0	152	18	0	1	0	0	4	0	0	0	0	0	
15:00	451	9	375	46	0	4	4	0	11	0	1	1	0	0	
16:00	565	9	490	47	1	3	2	0	6	1	3	3	0	0	
17:00	595	3	554	29	0	2	3	0	2	0	0	2	0	0	
18:00	447	4	415	22	0	3	0	0	1	0	2	0	0	0	
19:00	229	0	210	15	0	2	0	0	1	0	0	1	0	0	
20:00	166	3	156	3	0	4	0	0	0	0	0	0	0	0	
21:00	134	0	131	3	0	0	0	0	0	0	0	0	0	0	
22:00	90	3	85	0	0	1	1	0	0	0	0	0	0	0	
23:00	49	0	39	6	0	1	2	0	0	0	0	1	0	0	
12H,7-19	4482	57	3881	391	6	44	16	0	63	1	9	14	0	0	
16H,6-22	5163	61	4493	437	6	52	18	0	69	2	10	15	0	0	
18H,6-24	5302	64	4617	443	6	54	21	0	69	2	10	16	0	0	
24H,0-24	5445	64	4745	452	6	57	24	0	69	2	10	16	0	0	

12835		OXFORDSHIRE				Site No: 12835015	Location	Site 15 - Oxford Rd, Farmoor (W of Cumnor Rd)							
Wed 08-Nov-23 to Tue 21-Nov-23						Channel: Westbound									
TIME PERIOD	TOTAL VEHICLES	MOTOR-CYCLES	CARS OR CAR-BASED LGV	LIGHT GOODS VEHICLES	BUSES	TWO AXLE, SIX TYRE, RIGID/ BUSES	THREE AXLE RIGID	FOUR OR MORE AXLE RIGID	FOUR OR LESS AXLE ARTIC	FIVE AXLE ARTIC	SIX OR MORE AXLE ARTIC	FIVE OR LESS AXLE MULTI-TRAILER ARTIC	SIX AXLE MULTI-TRAILER ARTIC	SEVEN OR MORE AXLE ARTIC	
Thu 16-Nov-23															
00:00	15	1	11	1	0	1	0	0	0	1	0	0	0	0	
01:00	7	0	4	1	0	0	0	0	1	0	1	0	0	0	
02:00	5	0	5	0	0	0	0	0	0	0	0	0	0	0	
03:00	9	0	6	3	0	0	0	0	0	0	0	0	0	0	
04:00	11	0	9	2	0	0	0	0	0	0	0	0	0	0	
05:00	88	0	79	4	0	1	2	0	1	0	0	1	0	0	
06:00	134	1	111	15	0	5	1	0	1	0	0	0	0	0	
07:00	382	2	329	45	0	1	0	0	3	0	2	0	0	0	
08:00	372	1	324	34	0	4	3	0	5	0	1	0	0	0	
09:00	268	2	215	41	0	4	1	0	5	0	0	0	0	0	
10:00	227	1	182	31	0	4	2	0	6	0	1	0	0	0	
11:00	274	4	224	30	1	5	1	0	6	0	2	1	0	0	
12:00	300	4	251	34	2	3	1	0	5	0	0	0	0	0	
13:00	324	3	267	35	0	4	3	0	11	0	0	1	0	0	
14:00	336	3	283	43	0	2	0	0	5	0	0	0	0	0	
15:00	435	0	376	40	0	3	4	0	10	0	2	0	0	0	
16:00	531	8	473	38	1	1	2	0	3	0	2	3	0	0	
17:00	553	6	515	21	0	4	2	0	3	0	1	1	0	0	
18:00	418	2	391	21	0	2	0	0	1	0	0	1	0	0	
19:00	252	2	228	16	0	1	2	0	0	0	1	2	0	0	
20:00	144	2	135	4	0	2	1	0	0	0	0	0	0	0	
21:00	165	3	149	8	0	1	3	0	0	0	1	0	0	0	
22:00	104	1	98	4	0	0	1	0	0	0	0	0	0	0	
23:00	46	0	43	2	0	1	0	0	0	0	0	0	0	0	
12H,7-19	4420	36	3830	413	4	37	19	0	63	0	11	7	0	0	
16H,6-22	5115	44	4453	456	4	46	26	0	64	0	13	9	0	0	
18H,6-24	5265	45	4594	462	4	47	27	0	64	0	13	9	0	0	
24H,0-24	5400	46	4708	473	4	49	29	0	66	1	14	10	0	0	

12835		OXFORDSHIRE				Site No: 12835015		Location		Site 15 - Oxford Rd, Farmoor (W of Cumnor Rd)					
Wed 08-Nov-23 to Tue 21-Nov-23		Channel: Westbound													
TIME PERIOD	TOTAL VEHICLES	MOTOR-CYCLES	CARS OR CAR-BASED LGV	LIGHT GOODS VEHICLES	BUSES	TWO AXLE, SIX TYRE, RIGID/ BUSES	THREE AXLE RIGID	FOUR OR MORE AXLE RIGID	FOUR OR LESS AXLE ARTIC	FIVE AXLE ARTIC	SIX OR MORE AXLE ARTIC	FIVE OR LESS AXLE MULTI-TRAILER ARTIC	SIX AXLE MULTI-TRAILER ARTIC	SEVEN OR MORE AXLE ARTIC	
Fri 17-Nov-23															
00:00	23	0	19	3	0	1	0	0	0	0	0	0	0	0	
01:00	7	0	5	1	0	0	0	0	0	0	1	0	0	0	
02:00	6	1	5	0	0	0	0	0	0	0	0	0	0	0	
03:00	4	0	3	1	0	0	0	0	0	0	0	0	0	0	
04:00	11	0	8	3	0	0	0	0	0	0	0	0	0	0	
05:00	88	0	78	4	0	1	3	0	1	0	1	0	0	0	
06:00	126	2	110	10	0	3	1	0	0	0	0	0	0	0	
07:00	384	5	337	33	0	2	4	0	2	0	0	1	0	0	
08:00	373	4	326	30	0	5	2	0	5	0	1	0	0	0	
09:00	237	3	189	32	1	6	1	0	5	0	0	0	0	0	
10:00	250	3	199	38	0	2	0	0	6	1	0	1	0	0	
11:00	295	1	230	43	2	7	2	0	7	0	2	1	0	0	
12:00	365	3	306	41	0	6	3	0	5	0	1	0	0	0	
13:00	366	2	330	19	1	5	1	0	8	0	0	0	0	0	
14:00	450	3	400	33	1	7	1	0	4	0	0	1	0	0	
15:00	456	5	404	36	0	4	0	0	4	0	3	0	0	0	
16:00	493	10	426	42	0	5	2	0	5	0	1	2	0	0	
17:00	487	3	441	32	1	3	1	0	4	0	0	2	0	0	
18:00	337	7	303	20	0	3	2	0	2	0	0	0	0	0	
19:00	194	3	179	8	0	2	1	0	1	0	0	0	0	0	
20:00	138	1	129	6	0	2	0	0	0	0	0	0	0	0	
21:00	99	1	92	3	0	1	2	0	0	0	0	0	0	0	
22:00	93	1	89	2	0	1	0	0	0	0	0	0	0	0	
23:00	49	0	45	3	0	1	0	0	0	0	0	0	0	0	
12H,7-19	4493	49	3891	399	6	55	19	0	57	1	8	8	0	0	
16H,6-22	5050	56	4401	426	6	63	23	0	58	1	8	8	0	0	
18H,6-24	5192	57	4535	431	6	65	23	0	58	1	8	8	0	0	
24H,0-24	5331	58	4653	443	6	67	26	0	59	1	10	8	0	0	

12835		OXFORDSHIRE				Site No: 12835015	Location	Site 15 - Oxford Rd, Farmoor (W of Cumnor Rd)							
Wed 08-Nov-23 to Tue 21-Nov-23						Channel: Westbound									
TIME PERIOD	TOTAL VEHICLES	MOTOR-CYCLES	CARS OR CAR-BASED LGV	LIGHT GOODS VEHICLES	BUSES	TWO AXLE, SIX TYRE, RIGID/ BUSES	THREE AXLE RIGID	FOUR OR MORE AXLE RIGID	FOUR OR LESS AXLE ARTIC	FIVE AXLE ARTIC	SIX OR MORE AXLE ARTIC	FIVE OR LESS AXLE MULTI-TRAILER ARTIC	SIX AXLE MULTI-TRAILER ARTIC	SEVEN OR MORE AXLE ARTIC	
Sat 18-Nov-23															
00:00	26	1	20	3	0	1	0	0	0	0	0	1	0	0	
01:00	8	0	7	1	0	0	0	0	0	0	0	0	0	0	
02:00	10	0	8	2	0	0	0	0	0	0	0	0	0	0	
03:00	9	0	7	2	0	0	0	0	0	0	0	0	0	0	
04:00	8	1	4	3	0	0	0	0	0	0	0	0	0	0	
05:00	46	0	45	1	0	0	0	0	0	0	0	0	0	0	
06:00	35	1	30	2	0	1	0	0	1	0	0	0	0	0	
07:00	99	0	79	16	0	1	0	0	2	0	1	0	0	0	
08:00	147	1	129	12	0	1	2	0	1	0	1	0	0	0	
09:00	186	1	178	4	0	2	1	0	0	0	0	0	0	0	
10:00	284	1	266	15	0	1	0	0	0	0	0	1	0	0	
11:00	344	4	312	25	0	2	0	0	0	0	1	0	0	0	
12:00	363	2	339	17	0	3	1	0	1	0	0	0	0	0	
13:00	340	7	309	22	0	1	0	0	1	0	0	0	0	0	
14:00	333	2	306	22	0	3	0	0	0	0	0	0	0	0	
15:00	342	2	321	16	0	1	0	0	1	0	1	0	0	0	
16:00	356	1	332	18	2	2	0	0	1	0	0	0	0	0	
17:00	294	1	279	11	0	2	0	0	0	0	0	1	0	0	
18:00	228	3	207	16	0	2	0	0	0	0	0	0	0	0	
19:00	158	1	149	5	0	2	1	0	0	0	0	0	0	0	
20:00	99	2	94	1	0	2	0	0	0	0	0	0	0	0	
21:00	84	1	77	5	0	1	0	0	0	0	0	0	0	0	
22:00	77	0	72	4	0	1	0	0	0	0	0	0	0	0	
23:00	50	0	47	1	0	1	0	0	1	0	0	0	0	0	
12H,7-19	3316	25	3057	194	2	21	4	0	7	0	4	2	0	0	
16H,6-22	3692	30	3407	207	2	27	5	0	8	0	4	2	0	0	
18H,6-24	3819	30	3526	212	2	29	5	0	9	0	4	2	0	0	
24H,0-24	3926	32	3617	224	2	30	5	0	9	0	4	3	0	0	

12835		OXFORDSHIRE				Site No: 12835015	Location	Site 15 - Oxford Rd, Farmoor (W of Cumnor Rd)							
Wed 08-Nov-23 to Tue 21-Nov-23						Channel: Westbound									
TIME PERIOD	TOTAL VEHICLES	MOTOR-CYCLES	CARS OR CAR-BASED LGV	LIGHT GOODS VEHICLES	BUSES	TWO AXLE, SIX TYRE, RIGID/ BUSES	THREE AXLE RIGID	FOUR OR MORE AXLE RIGID	FOUR OR LESS AXLE ARTIC	FIVE AXLE ARTIC	SIX OR MORE AXLE ARTIC	FIVE OR LESS AXLE MULTI-TRAILER ARTIC	SIX AXLE MULTI-TRAILER ARTIC	SEVEN OR MORE AXLE ARTIC	
Sun 19-Nov-23															
00:00	32	0	29	2	0	0	1	0	0	0	0	0	0	0	
01:00	11	0	10	1	0	0	0	0	0	0	0	0	0	0	
02:00	9	0	7	1	0	0	0	0	1	0	0	0	0	0	
03:00	7	0	7	0	0	0	0	0	0	0	0	0	0	0	
04:00	4	0	3	1	0	0	0	0	0	0	0	0	0	0	
05:00	38	0	38	0	0	0	0	0	0	0	0	0	0	0	
06:00	23	1	21	0	0	0	1	0	0	0	0	0	0	0	
07:00	47	0	43	3	0	0	0	0	0	0	0	1	0	0	
08:00	72	2	63	3	1	1	0	0	1	0	1	0	0	0	
09:00	140	6	126	7	0	1	0	0	0	0	0	0	0	0	
10:00	217	2	202	12	0	1	0	0	0	0	0	0	0	0	
11:00	318	2	298	13	0	1	0	0	1	0	0	3	0	0	
12:00	405	2	386	15	0	1	1	0	0	0	0	0	0	0	
13:00	368	6	344	16	0	1	0	0	0	0	1	0	0	0	
14:00	320	4	294	19	0	1	1	0	0	0	0	1	0	0	
15:00	352	5	329	16	0	1	0	0	1	0	0	0	0	0	
16:00	303	1	290	9	0	1	1	0	0	0	1	0	0	0	
17:00	224	0	213	9	0	1	0	0	0	0	0	1	0	0	
18:00	170	3	163	3	0	1	0	0	0	0	0	0	0	0	
19:00	107	0	103	2	0	1	1	0	0	0	0	0	0	0	
20:00	112	0	104	7	0	1	0	0	0	0	0	0	0	0	
21:00	42	0	38	4	0	0	0	0	0	0	0	0	0	0	
22:00	48	0	46	2	0	0	0	0	0	0	0	0	0	0	
23:00	23	0	22	1	0	0	0	0	0	0	0	0	0	0	
12H,7-19	2936	33	2751	125	1	11	3	0	3	0	3	6	0	0	
16H,6-22	3220	34	3017	138	1	13	5	0	3	0	3	6	0	0	
18H,6-24	3291	34	3085	141	1	13	5	0	3	0	3	6	0	0	
24H,0-24	3392	34	3179	146	1	13	6	0	4	0	3	6	0	0	

12835		OXFORDSHIRE				Site No: 12835015	Location	Site 15 - Oxford Rd, Farmoor (W of Cumnor Rd)							
Wed 08-Nov-23 to Tue 21-Nov-23						Channel: Westbound									
TIME PERIOD	TOTAL VEHICLES	MOTOR-CYCLES	CARS OR CAR-BASED LGV	LIGHT GOODS VEHICLES	BUSES	TWO AXLE, SIX TYRE, RIGID/ BUSES	THREE AXLE RIGID	FOUR OR MORE AXLE RIGID	FOUR OR LESS AXLE ARTIC	FIVE AXLE ARTIC	SIX OR MORE AXLE ARTIC	FIVE OR LESS AXLE MULTI-TRAILER ARTIC	SIX AXLE MULTI-TRAILER ARTIC	SEVEN OR MORE AXLE ARTIC	
Mon 20-Nov-23															
00:00	19	0	16	2	0	0	0	0	1	0	0	0	0	0	
01:00	9	0	7	2	0	0	0	0	0	0	0	0	0	0	
02:00	5	0	4	1	0	0	0	0	0	0	0	0	0	0	
03:00	6	1	3	1	0	0	0	0	1	0	0	0	0	0	
04:00	20	0	15	5	0	0	0	0	0	0	0	0	0	0	
05:00	83	0	77	2	0	1	2	0	0	0	0	1	0	0	
06:00	135	1	120	8	0	3	1	0	2	0	0	0	0	0	
07:00	354	4	321	25	0	1	0	0	0	0	0	2	1	0	
08:00	394	0	358	25	1	4	1	0	4	0	1	0	0	0	
09:00	249	3	203	33	0	4	1	0	4	0	1	0	0	0	
10:00	226	0	180	29	1	1	3	0	7	1	1	3	0	0	
11:00	247	1	190	45	0	3	3	0	5	0	0	0	0	0	
12:00	269	6	226	27	0	3	1	0	1	0	1	4	0	0	
13:00	341	2	284	37	1	6	2	0	7	1	0	1	0	0	
14:00	326	2	268	38	1	4	0	0	10	0	2	1	0	0	
15:00	449	9	368	53	0	2	3	0	12	0	0	2	0	0	
16:00	539	8	471	40	1	2	3	0	10	0	1	3	0	0	
17:00	518	5	486	20	0	3	1	0	2	1	0	0	0	0	
18:00	353	3	329	14	0	3	1	0	3	0	0	0	0	0	
19:00	188	1	174	8	0	3	1	0	0	0	0	1	0	0	
20:00	148	0	143	3	0	2	0	0	0	0	0	0	0	0	
21:00	114	0	111	1	0	1	1	0	0	0	0	0	0	0	
22:00	69	0	66	2	0	1	0	0	0	0	0	0	0	0	
23:00	28	0	24	3	0	1	0	0	0	0	0	0	0	0	
12H,7-19	4265	43	3684	386	5	36	19	0	65	3	7	16	1	0	
16H,6-22	4850	45	4232	406	5	45	22	0	67	3	7	17	1	0	
18H,6-24	4947	45	4322	411	5	47	22	0	67	3	7	17	1	0	
24H,0-24	5089	46	4444	424	5	48	24	0	69	3	7	18	1	0	

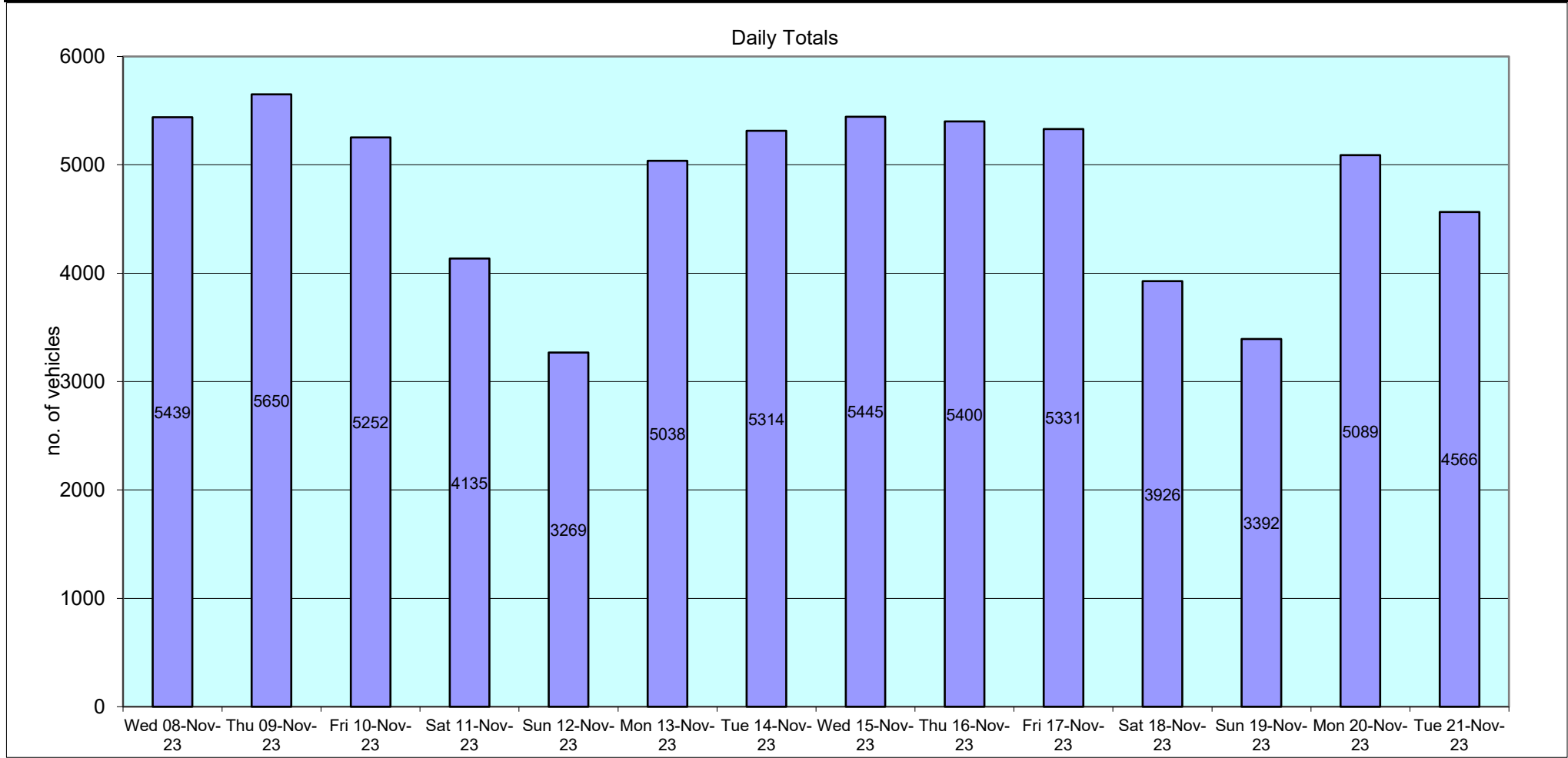
12835		OXFORDSHIRE				Site No: 12835015	Location	Site 15 - Oxford Rd, Farmoor (W of Cumnor Rd)							
Wed 08-Nov-23 to Tue 21-Nov-23						Channel: Westbound									
TIME PERIOD	TOTAL VEHICLES	MOTOR-CYCLES	CARS OR CAR-BASED LGV	LIGHT GOODS VEHICLES	BUSES	TWO AXLE, SIX TYRE, RIGID/ BUSES	THREE AXLE RIGID	FOUR OR MORE AXLE RIGID	FOUR OR LESS AXLE ARTIC	FIVE AXLE ARTIC	SIX OR MORE AXLE ARTIC	FIVE OR LESS AXLE MULTI-TRAILER ARTIC	SIX AXLE MULTI-TRAILER ARTIC	SEVEN OR MORE AXLE ARTIC	
Tue 21-Nov-23															
00:00	5	0	3	1	0	1	0	0	0	0	0	0	0	0	
01:00	9	0	6	1	0	0	0	0	1	0	1	0	0	0	
02:00	3	0	3	0	0	0	0	0	0	0	0	0	0	0	
03:00	5	0	4	1	0	0	0	0	0	0	0	0	0	0	
04:00	19	0	13	5	0	0	1	0	0	0	0	0	0	0	
05:00	84	1	78	2	0	1	0	0	2	0	0	0	0	0	
06:00	126	1	101	19	0	2	0	0	1	0	2	0	0	0	
07:00	0	0	0	0	0	0	0	0	0	0	0	0	0	0	
08:00	8	0	6	2	0	0	0	0	0	0	0	0	0	0	
09:00	276	2	233	25	0	4	1	0	10	0	1	0	0	0	
10:00	240	6	193	24	2	4	1	0	9	0	0	1	0	0	
11:00	278	6	215	46	0	2	3	0	3	0	0	3	0	0	
12:00	309	1	260	39	1	1	3	0	2	0	1	1	0	0	
13:00	333	2	284	37	0	3	2	0	4	0	0	1	0	0	
14:00	340	2	288	39	0	3	3	0	5	0	0	0	0	0	
15:00	407	2	353	40	0	4	2	0	4	0	0	2	0	0	
16:00	565	7	495	43	1	2	1	0	12	1	0	3	0	0	
17:00	557	5	524	24	1	1	0	0	2	0	0	0	0	0	
18:00	407	4	381	19	0	1	1	0	1	0	0	0	0	0	
19:00	210	0	202	6	0	2	0	0	0	0	0	0	0	0	
20:00	145	2	134	6	0	2	1	0	0	0	0	0	0	0	
21:00	121	1	113	5	0	1	1	0	0	0	0	0	0	0	
22:00	86	2	81	2	0	1	0	0	0	0	0	0	0	0	
23:00	33	0	27	4	0	1	1	0	0	0	0	0	0	0	
12H,7-19	3720	37	3232	338	5	25	17	0	52	1	2	11	0	0	
16H,6-22	4322	41	3782	374	5	32	19	0	53	1	4	11	0	0	
18H,6-24	4441	43	3890	380	5	34	20	0	53	1	4	11	0	0	
24H,0-24	4566	44	3997	390	5	36	21	0	56	1	5	11	0	0	

12835		OXFORDSHIRE				Site No: 12835015		Location		Site 15 - Oxford Rd, Farmoor (W of Cumnor Rd)					
Wed 08-Nov-23 to Tue 21-Nov-23					Channel: Westbound										
TIME PERIOD	TOTAL VEHICLES	MOTOR-CYCLES	CARS OR CAR-BASED LGV	LIGHT GOODS VEHICLES	BUSES	TWO AXLE, SIX TYRE, RIGID/ BUSES	THREE AXLE RIGID	FOUR OR MORE AXLE RIGID	FOUR OR LESS AXLE ARTIC	FIVE AXLE ARTIC	SIX OR MORE AXLE ARTIC	FIVE OR LESS AXLE MULTI-TRAILER ARTIC	SIX AXLE MULTI-TRAILER ARTIC	SEVEN OR MORE AXLE ARTIC	
Daily Totals															
Wed 08-Nov-23	5439	64	4771	435	3	46	30	8	67	0	5	10	0	0	
Thu 09-Nov-23	5650	65	4938	480	1	50	16	6	72	2	9	11	0	0	
Fri 10-Nov-23	5252	53	4573	429	9	52	13	0	98	0	15	10	0	0	
Sat 11-Nov-23	4135	85	3793	198	0	27	8	1	15	1	4	3	0	0	
Sun 12-Nov-23	3269	27	3068	137	0	16	3	1	11	1	2	3	0	0	
Mon 13-Nov-23	5038	36	4404	449	5	45	20	0	55	2	8	13	1	0	
Tue 14-Nov-23	5314	44	4649	472	4	49	23	0	48	4	6	15	0	0	
Wed 15-Nov-23	5445	64	4745	452	6	57	24	0	69	2	10	16	0	0	
Thu 16-Nov-23	5400	46	4708	473	4	49	29	0	66	1	14	10	0	0	
Fri 17-Nov-23	5331	58	4653	443	6	67	26	0	59	1	10	8	0	0	
Sat 18-Nov-23	3926	32	3617	224	2	30	5	0	9	0	4	3	0	0	
Sun 19-Nov-23	3392	34	3179	146	1	13	6	0	4	0	3	6	0	0	
Mon 20-Nov-23	5089	46	4444	424	5	48	24	0	69	3	7	18	1	0	
Tue 21-Nov-23	4566	44	3997	390	5	36	21	0	56	1	5	11	0	0	

12835 OXFORDSHIRE Site No: 12835015 Location Site 15 - Oxford Rd, Farmoor (W of Cumnor Rd)
 Wed 08-Nov-23 to Tue 21-Nov-23 Channel: Westbound

TIME PERIOD	TOTAL VEHICLES	MOTOR-CYCLES	CARS OR CAR-BASED LGV	LIGHT GOODS VEHICLES	BUSES	TWO AXLE, SIX TYRE, RIGID/ BUSES	THREE AXLE RIGID	FOUR OR MORE AXLE RIGID	FOUR OR LESS AXLE ARTIC	FIVE AXLE ARTIC	SIX OR MORE AXLE ARTIC	FIVE OR LESS AXLE MULTI-TRAILER ARTIC	SIX AXLE MULTI-TRAILER ARTIC	SEVEN OR MORE AXLE ARTIC
-------------	----------------	--------------	-----------------------	----------------------	-------	----------------------------------	------------------	-------------------------	-------------------------	-----------------	------------------------	---------------------------------------	------------------------------	--------------------------

Total Vehicles	[--]	67246	698	59539	5152	51	585	248	16	698	18	102	137	2	0
----------------	------	-------	-----	-------	------	----	-----	-----	----	-----	----	-----	-----	---	---



12835 OXFORDSHIRE Site No: 12835015 Location Site 15 - Oxford Rd, Farmoor (W of Cumnor Rd)
 Wed 08-Nov-23 to Tue 21-Nov-23 Channel: Westbound

TIME PERIOD	TOTAL VEHICLES	MOTOR-CYCLES	MOTOR-CYCLES%	CARS	CARS %	LGV	LGV %	HGV	HGV %	BUS	BUS %
Wed 08-Nov-23											
00:00	14	1	7.1	10	71.4	2	14.3	1	7.1	0	0.0
01:00	10	0	0.0	6	60.0	4	40.0	0	0.0	0	0.0
02:00	7	0	0.0	7	100.0	0	0.0	0	0.0	0	0.0
03:00	16	0	0.0	16	100.0	0	0.0	0	0.0	0	0.0
04:00	19	0	0.0	16	84.2	2	10.5	1	5.3	0	0.0
05:00	70	0	0.0	64	91.4	1	1.4	5	7.1	0	0.0
06:00	156	1	0.6	128	82.1	22	14.1	5	3.2	0	0.0
07:00	404	5	1.2	352	87.1	43	10.6	4	1.0	0	0.0
08:00	367	3	0.8	321	87.5	28	7.6	15	4.1	0	0.0
09:00	241	3	1.2	198	82.2	29	12.0	11	4.6	0	0.0
10:00	235	1	0.4	193	82.1	26	11.1	14	6.0	1	0.4
11:00	286	0	0.0	227	79.4	38	13.3	21	7.3	0	0.0
12:00	258	4	1.6	210	81.4	32	12.4	12	4.7	0	0.0
13:00	341	4	1.2	296	86.8	28	8.2	13	3.8	0	0.0
14:00	358	4	1.1	296	82.7	43	12.0	14	3.9	1	0.3
15:00	479	3	0.6	421	87.9	37	7.7	18	3.8	0	0.0
16:00	544	11	2.0	485	89.2	38	7.0	10	1.8	0	0.0
17:00	576	9	1.6	542	94.1	17	3.0	8	1.4	0	0.0
18:00	418	8	1.9	386	92.3	20	4.8	4	1.0	0	0.0
19:00	257	4	1.6	238	92.6	10	3.9	4	1.6	1	0.4
20:00	147	2	1.4	137	93.2	5	3.4	3	2.0	0	0.0
21:00	144	1	0.7	138	95.8	4	2.8	1	0.7	0	0.0
22:00	69	0	0.0	66	95.7	2	2.9	1	1.5	0	0.0
23:00	23	0	0.0	18	78.3	4	17.4	1	4.4	0	0.0
12H,7-19	4507	55	1.2	3927	87.1	379	8.4	144	3.2	2	0.0
16H,6-22	5211	63	1.2	4568	87.7	420	8.1	157	3.0	3	0.1
18H,6-24	5303	63	1.2	4652	87.7	426	8.0	159	3.0	3	0.1
24H,0-24	5439	64	1.2	4771	87.7	435	8.0	166	3.1	3	0.1

12835 OXFORDSHIRE Site No: 12835015 Location Site 15 - Oxford Rd, Farmoor (W of Cumnor Rd)
 Wed 08-Nov-23 to Tue 21-Nov-23 Channel: Westbound

TIME PERIOD	TOTAL VEHICLES	MOTOR-CYCLES	MOTOR-CYCLES%	CARS	CARS %	LGV	LGV %	HGV	HGV %	BUS	BUS %
Thu 09-Nov-23											
00:00	11	0	0.0	9	81.8	0	0.0	2	18.2	0	0.0
01:00	8	0	0.0	7	87.5	1	12.5	0	0.0	0	0.0
02:00	6	0	0.0	6	100.0	0	0.0	0	0.0	0	0.0
03:00	12	0	0.0	8	66.7	3	25.0	1	8.3	0	0.0
04:00	13	1	7.7	10	76.9	2	15.4	0	0.0	0	0.0
05:00	94	0	0.0	86	91.5	4	4.3	4	4.3	0	0.0
06:00	123	1	0.8	106	86.2	12	9.8	4	3.3	0	0.0
07:00	440	6	1.4	396	90.0	37	8.4	1	0.2	0	0.0
08:00	391	4	1.0	344	88.0	30	7.7	13	3.3	0	0.0
09:00	262	6	2.3	209	79.8	35	13.4	12	4.6	0	0.0
10:00	203	1	0.5	154	75.9	28	13.8	20	9.9	0	0.0
11:00	243	3	1.2	183	75.3	39	16.1	18	7.4	0	0.0
12:00	283	5	1.8	227	80.2	40	14.1	10	3.5	1	0.4
13:00	341	10	2.9	274	80.4	38	11.1	19	5.6	0	0.0
14:00	363	3	0.8	295	81.3	53	14.6	12	3.3	0	0.0
15:00	480	2	0.4	424	88.3	39	8.1	15	3.1	0	0.0
16:00	562	8	1.4	508	90.4	38	6.8	8	1.4	0	0.0
17:00	558	7	1.3	524	93.9	19	3.4	8	1.4	0	0.0
18:00	430	4	0.9	403	93.7	18	4.2	5	1.2	0	0.0
19:00	321	2	0.6	292	91.0	22	6.9	5	1.6	0	0.0
20:00	248	2	0.8	231	93.2	11	4.4	4	1.6	0	0.0
21:00	140	0	0.0	133	95.0	5	3.6	2	1.4	0	0.0
22:00	78	0	0.0	75	96.2	1	1.3	2	2.6	0	0.0
23:00	40	0	0.0	34	85.0	5	12.5	1	2.5	0	0.0
12H,7-19	4556	59	1.3	3941	86.5	414	9.1	141	3.1	1	0.0
16H,6-22	5388	64	1.2	4703	87.3	464	8.6	156	2.9	1	0.0
18H,6-24	5506	64	1.2	4812	87.4	470	8.5	159	2.9	1	0.0
24H,0-24	5650	65	1.2	4938	87.4	480	8.5	166	2.9	1	0.0

12835 OXFORDSHIRE Site No: 12835015 Location Site 15 - Oxford Rd, Farmoor (W of Cumnor Rd)
 Wed 08-Nov-23 to Tue 21-Nov-23 Channel: Westbound

TIME PERIOD	TOTAL VEHICLES	MOTOR-CYCLES	MOTOR-CYCLES%	CARS	CARS %	LGV	LGV %	HGV	HGV %	BUS	BUS %
Fri 10-Nov-23											
00:00	19	0	0.0	16	84.2	2	10.5	1	5.3	0	0.0
01:00	12	0	0.0	10	83.3	2	16.7	0	0.0	0	0.0
02:00	8	0	0.0	6	75.0	1	12.5	1	12.5	0	0.0
03:00	5	0	0.0	5	100.0	0	0.0	0	0.0	0	0.0
04:00	14	1	7.1	11	78.6	2	14.3	0	0.0	0	0.0
05:00	85	1	1.2	75	88.2	0	0.0	9	10.6	0	0.0
06:00	134	3	2.2	108	80.6	18	13.4	5	3.7	0	0.0
07:00	376	4	1.1	328	87.2	35	9.3	7	1.9	2	0.5
08:00	304	3	1.0	269	88.5	25	8.2	7	2.3	0	0.0
09:00	300	1	0.3	245	81.7	33	11.0	20	6.7	1	0.3
10:00	248	4	1.6	202	81.5	30	12.1	11	4.4	1	0.4
11:00	284	1	0.4	226	79.6	33	11.6	24	8.5	0	0.0
12:00	365	0	0.0	306	83.8	44	12.1	15	4.1	0	0.0
13:00	351	2	0.6	300	85.5	30	8.6	17	4.8	2	0.6
14:00	436	6	1.4	377	86.5	36	8.3	17	3.9	0	0.0
15:00	427	1	0.2	359	84.1	45	10.5	22	5.2	0	0.0
16:00	501	11	2.2	446	89.0	34	6.8	10	2.0	0	0.0
17:00	448	5	1.1	413	92.2	23	5.1	6	1.3	1	0.2
18:00	355	7	2.0	327	92.1	17	4.8	4	1.1	0	0.0
19:00	196	1	0.5	186	94.9	5	2.6	3	1.5	1	0.5
20:00	145	0	0.0	140	96.6	3	2.1	1	0.7	1	0.7
21:00	96	1	1.0	88	91.7	5	5.2	2	2.1	0	0.0
22:00	85	1	1.2	78	91.8	2	2.4	4	4.7	0	0.0
23:00	58	0	0.0	52	89.7	4	6.9	2	3.5	0	0.0
12H,7-19	4395	45	1.0	3798	86.4	385	8.8	160	3.6	7	0.2
16H,6-22	4966	50	1.0	4320	87.0	416	8.4	171	3.4	9	0.2
18H,6-24	5109	51	1.0	4450	87.1	422	8.3	177	3.5	9	0.2
24H,0-24	5252	53	1.0	4573	87.1	429	8.2	188	3.6	9	0.2

12835 OXFORDSHIRE Site No: 12835015 Location Site 15 - Oxford Rd, Farmoor (W of Cumnor Rd)
 Wed 08-Nov-23 to Tue 21-Nov-23 Channel: Westbound

TIME PERIOD	TOTAL VEHICLES	MOTOR-CYCLES	MOTOR-CYCLES%	CARS	CARS %	LGV	LGV %	HGV	HGV %	BUS	BUS %
Sat 11-Nov-23											
00:00	21	0	0.0	17	81.0	3	14.3	1	4.8	0	0.0
01:00	13	0	0.0	11	84.6	1	7.7	1	7.7	0	0.0
02:00	12	0	0.0	8	66.7	4	33.3	0	0.0	0	0.0
03:00	5	0	0.0	4	80.0	0	0.0	1	20.0	0	0.0
04:00	12	0	0.0	8	66.7	3	25.0	1	8.3	0	0.0
05:00	41	0	0.0	41	100.0	0	0.0	0	0.0	0	0.0
06:00	49	0	0.0	41	83.7	5	10.2	3	6.1	0	0.0
07:00	96	1	1.0	83	86.5	10	10.4	2	2.1	0	0.0
08:00	150	6	4.0	126	84.0	13	8.7	5	3.3	0	0.0
09:00	215	7	3.3	195	90.7	10	4.7	3	1.4	0	0.0
10:00	315	11	3.5	281	89.2	19	6.0	4	1.3	0	0.0
11:00	326	13	4.0	289	88.7	15	4.6	9	2.8	0	0.0
12:00	358	8	2.2	326	91.1	17	4.8	7	2.0	0	0.0
13:00	301	6	2.0	278	92.4	14	4.7	3	1.0	0	0.0
14:00	301	6	2.0	283	94.0	11	3.7	1	0.3	0	0.0
15:00	336	11	3.3	307	91.4	16	4.8	2	0.6	0	0.0
16:00	388	4	1.0	366	94.3	14	3.6	4	1.0	0	0.0
17:00	314	3	1.0	297	94.6	11	3.5	3	1.0	0	0.0
18:00	239	3	1.3	223	93.3	11	4.6	2	0.8	0	0.0
19:00	165	1	0.6	155	93.9	6	3.6	3	1.8	0	0.0
20:00	127	0	0.0	121	95.3	5	3.9	1	0.8	0	0.0
21:00	146	3	2.1	136	93.2	6	4.1	1	0.7	0	0.0
22:00	136	2	1.5	131	96.3	2	1.5	1	0.7	0	0.0
23:00	69	0	0.0	66	95.7	2	2.9	1	1.5	0	0.0
12H,7-19	3339	79	2.4	3054	91.5	161	4.8	45	1.4	0	0.0
16H,6-22	3826	83	2.2	3507	91.7	183	4.8	53	1.4	0	0.0
18H,6-24	4031	85	2.1	3704	91.9	187	4.6	55	1.4	0	0.0
24H,0-24	4135	85	2.1	3793	91.7	198	4.8	59	1.4	0	0.0

12835 OXFORDSHIRE Site No: 12835015 Location Site 15 - Oxford Rd, Farmoor (W of Cumnor Rd)
 Wed 08-Nov-23 to Tue 21-Nov-23 Channel: Westbound

TIME PERIOD	TOTAL VEHICLES	MOTOR-CYCLES	MOTOR-CYCLES%	CARS	CARS %	LGV	LGV %	HGV	HGV %	BUS	BUS %
Sun 12-Nov-23											
00:00	30	0	0.0	25	83.3	3	10.0	2	6.7	0	0.0
01:00	11	0	0.0	11	100.0	0	0.0	0	0.0	0	0.0
02:00	15	0	0.0	11	73.3	3	20.0	1	6.7	0	0.0
03:00	7	0	0.0	7	100.0	0	0.0	0	0.0	0	0.0
04:00	8	0	0.0	5	62.5	3	37.5	0	0.0	0	0.0
05:00	33	0	0.0	31	93.9	1	3.0	1	3.0	0	0.0
06:00	21	1	4.8	16	76.2	2	9.5	2	9.5	0	0.0
07:00	34	0	0.0	31	91.2	2	5.9	1	2.9	0	0.0
08:00	87	3	3.5	74	85.1	8	9.2	2	2.3	0	0.0
09:00	140	4	2.9	122	87.1	9	6.4	5	3.6	0	0.0
10:00	192	3	1.6	175	91.2	10	5.2	4	2.1	0	0.0
11:00	283	3	1.1	266	94.0	13	4.6	1	0.4	0	0.0
12:00	386	1	0.3	371	96.1	13	3.4	1	0.3	0	0.0
13:00	355	3	0.9	337	94.9	12	3.4	3	0.9	0	0.0
14:00	356	2	0.6	340	95.5	10	2.8	4	1.1	0	0.0
15:00	336	0	0.0	320	95.2	12	3.6	4	1.2	0	0.0
16:00	298	0	0.0	290	97.3	7	2.4	1	0.3	0	0.0
17:00	240	4	1.7	230	95.8	5	2.1	1	0.4	0	0.0
18:00	123	2	1.6	115	93.5	4	3.3	2	1.6	0	0.0
19:00	110	0	0.0	103	93.6	6	5.5	1	0.9	0	0.0
20:00	81	1	1.2	73	90.1	6	7.4	1	1.2	0	0.0
21:00	57	0	0.0	56	98.3	1	1.8	0	0.0	0	0.0
22:00	36	0	0.0	33	91.7	3	8.3	0	0.0	0	0.0
23:00	30	0	0.0	26	86.7	4	13.3	0	0.0	0	0.0
12H,7-19	2830	25	0.9	2671	94.4	105	3.7	29	1.0	0	0.0
16H,6-22	3099	27	0.9	2919	94.2	120	3.9	33	1.1	0	0.0
18H,6-24	3165	27	0.9	2978	94.1	127	4.0	33	1.0	0	0.0
24H,0-24	3269	27	0.8	3068	93.9	137	4.2	37	1.1	0	0.0

12835 OXFORDSHIRE Site No: 12835015 Location Site 15 - Oxford Rd, Farmoor (W of Cumnor Rd)
 Wed 08-Nov-23 to Tue 21-Nov-23 Channel: Westbound

TIME PERIOD	TOTAL VEHICLES	MOTOR-CYCLES	MOTOR-CYCLES%	CARS	CARS %	LGV	LGV %	HGV	HGV %	BUS	BUS %
Mon 13-Nov-23											
00:00	11	0	0.0	9	81.8	2	18.2	0	0.0	0	0.0
01:00	9	0	0.0	7	77.8	1	11.1	1	11.1	0	0.0
02:00	3	0	0.0	3	100.0	0	0.0	0	0.0	0	0.0
03:00	4	1	25.0	1	25.0	2	50.0	0	0.0	0	0.0
04:00	12	0	0.0	9	75.0	3	25.0	0	0.0	0	0.0
05:00	87	0	0.0	80	92.0	3	3.5	4	4.6	0	0.0
06:00	135	1	0.7	113	83.7	15	11.1	6	4.4	0	0.0
07:00	379	4	1.1	341	90.0	29	7.7	5	1.3	0	0.0
08:00	394	0	0.0	359	91.1	23	5.8	11	2.8	1	0.3
09:00	266	2	0.8	215	80.8	34	12.8	15	5.6	0	0.0
10:00	232	0	0.0	180	77.6	35	15.1	15	6.5	2	0.9
11:00	252	1	0.4	199	79.0	44	17.5	8	3.2	0	0.0
12:00	273	5	1.8	230	84.3	30	11.0	8	2.9	0	0.0
13:00	319	1	0.3	255	79.9	46	14.4	17	5.3	0	0.0
14:00	324	2	0.6	283	87.4	30	9.3	8	2.5	1	0.3
15:00	434	3	0.7	362	83.4	54	12.4	15	3.5	0	0.0
16:00	452	3	0.7	411	90.9	29	6.4	9	2.0	0	0.0
17:00	521	5	1.0	483	92.7	24	4.6	8	1.5	1	0.2
18:00	390	3	0.8	365	93.6	19	4.9	3	0.8	0	0.0
19:00	203	1	0.5	182	89.7	15	7.4	5	2.5	0	0.0
20:00	134	0	0.0	129	96.3	3	2.2	2	1.5	0	0.0
21:00	106	3	2.8	97	91.5	5	4.7	1	0.9	0	0.0
22:00	63	0	0.0	62	98.4	0	0.0	1	1.6	0	0.0
23:00	35	1	2.9	29	82.9	3	8.6	2	5.7	0	0.0
12H,7-19	4236	29	0.7	3683	87.0	397	9.4	122	2.9	5	0.1
16H,6-22	4814	34	0.7	4204	87.3	435	9.0	136	2.8	5	0.1
18H,6-24	4912	35	0.7	4295	87.4	438	8.9	139	2.8	5	0.1
24H,0-24	5038	36	0.7	4404	87.4	449	8.9	144	2.9	5	0.1

12835 OXFORDSHIRE Site No: 12835015 Location Site 15 - Oxford Rd, Farmoor (W of Cumnor Rd)
 Wed 08-Nov-23 to Tue 21-Nov-23 Channel: Westbound

TIME PERIOD	TOTAL VEHICLES	MOTOR-CYCLES	MOTOR-CYCLES%	CARS	CARS %	LGV	LGV %	HGV	HGV %	BUS	BUS %
Tue 14-Nov-23											
00:00	18	0	0.0	15	83.3	1	5.6	2	11.1	0	0.0
01:00	6	0	0.0	4	66.7	2	33.3	0	0.0	0	0.0
02:00	5	0	0.0	5	100.0	0	0.0	0	0.0	0	0.0
03:00	3	0	0.0	2	66.7	1	33.3	0	0.0	0	0.0
04:00	14	1	7.1	10	71.4	3	21.4	0	0.0	0	0.0
05:00	87	0	0.0	82	94.3	3	3.5	2	2.3	0	0.0
06:00	131	3	2.3	109	83.2	17	13.0	2	1.5	0	0.0
07:00	377	2	0.5	326	86.5	41	10.9	7	1.9	1	0.3
08:00	387	2	0.5	342	88.4	33	8.5	9	2.3	1	0.3
09:00	287	1	0.4	242	84.3	34	11.9	10	3.5	0	0.0
10:00	240	0	0.0	195	81.3	30	12.5	14	5.8	1	0.4
11:00	248	1	0.4	190	76.6	44	17.7	13	5.2	0	0.0
12:00	288	5	1.7	242	84.0	33	11.5	8	2.8	0	0.0
13:00	313	1	0.3	254	81.2	40	12.8	18	5.8	0	0.0
14:00	322	2	0.6	280	87.0	33	10.3	6	1.9	1	0.3
15:00	434	4	0.9	367	84.6	51	11.8	12	2.8	0	0.0
16:00	546	8	1.5	492	90.1	34	6.2	12	2.2	0	0.0
17:00	619	6	1.0	567	91.6	33	5.3	13	2.1	0	0.0
18:00	386	6	1.6	358	92.8	16	4.2	6	1.6	0	0.0
19:00	225	0	0.0	211	93.8	9	4.0	5	2.2	0	0.0
20:00	127	1	0.8	121	95.3	3	2.4	2	1.6	0	0.0
21:00	137	1	0.7	130	94.9	4	2.9	2	1.5	0	0.0
22:00	78	0	0.0	75	96.2	2	2.6	1	1.3	0	0.0
23:00	36	0	0.0	30	83.3	5	13.9	1	2.8	0	0.0
12H,7-19	4447	38	0.9	3855	86.7	422	9.5	128	2.9	4	0.1
16H,6-22	5067	43	0.9	4426	87.4	455	9.0	139	2.7	4	0.1
18H,6-24	5181	43	0.8	4531	87.5	462	8.9	141	2.7	4	0.1
24H,0-24	5314	44	0.8	4649	87.5	472	8.9	145	2.7	4	0.1

12835 OXFORDSHIRE Site No: 12835015 Location Site 15 - Oxford Rd, Farmoor (W of Cumnor Rd)
 Wed 08-Nov-23 to Tue 21-Nov-23 Channel: Westbound

TIME PERIOD	TOTAL VEHICLES	MOTOR-CYCLES	MOTOR-CYCLES%	CARS	CARS %	LGV	LGV %	HGV	HGV %	BUS	BUS %
Wed 15-Nov-23											
00:00	18	0	0.0	17	94.4	0	0.0	1	5.6	0	0.0
01:00	7	0	0.0	4	57.1	1	14.3	2	28.6	0	0.0
02:00	6	0	0.0	5	83.3	1	16.7	0	0.0	0	0.0
03:00	7	0	0.0	7	100.0	0	0.0	0	0.0	0	0.0
04:00	10	0	0.0	8	80.0	2	20.0	0	0.0	0	0.0
05:00	95	0	0.0	87	91.6	5	5.3	3	3.2	0	0.0
06:00	152	1	0.7	115	75.7	25	16.5	11	7.2	0	0.0
07:00	425	5	1.2	366	86.1	46	10.8	6	1.4	2	0.5
08:00	406	7	1.7	356	87.7	30	7.4	13	3.2	0	0.0
09:00	242	7	2.9	202	83.5	20	8.3	13	5.4	0	0.0
10:00	254	2	0.8	199	78.4	31	12.2	22	8.7	0	0.0
11:00	293	3	1.0	236	80.6	40	13.7	13	4.4	1	0.3
12:00	296	6	2.0	249	84.1	28	9.5	13	4.4	0	0.0
13:00	333	2	0.6	287	86.2	34	10.2	8	2.4	2	0.6
14:00	175	0	0.0	152	86.9	18	10.3	5	2.9	0	0.0
15:00	451	9	2.0	375	83.2	46	10.2	21	4.7	0	0.0
16:00	565	9	1.6	490	86.7	47	8.3	18	3.2	1	0.2
17:00	595	3	0.5	554	93.1	29	4.9	9	1.5	0	0.0
18:00	447	4	0.9	415	92.8	22	4.9	6	1.3	0	0.0
19:00	229	0	0.0	210	91.7	15	6.6	4	1.8	0	0.0
20:00	166	3	1.8	156	94.0	3	1.8	4	2.4	0	0.0
21:00	134	0	0.0	131	97.8	3	2.2	0	0.0	0	0.0
22:00	90	3	3.3	85	94.4	0	0.0	2	2.2	0	0.0
23:00	49	0	0.0	39	79.6	6	12.2	4	8.2	0	0.0
12H,7-19	4482	57	1.3	3881	86.6	391	8.7	147	3.3	6	0.1
16H,6-22	5163	61	1.2	4493	87.0	437	8.5	166	3.2	6	0.1
18H,6-24	5302	64	1.2	4617	87.1	443	8.4	172	3.2	6	0.1
24H,0-24	5445	64	1.2	4745	87.1	452	8.3	178	3.3	6	0.1

12835 OXFORDSHIRE Site No: 12835015 Location Site 15 - Oxford Rd, Farmoor (W of Cumnor Rd)
 Wed 08-Nov-23 to Tue 21-Nov-23 Channel: Westbound

TIME PERIOD	TOTAL VEHICLES	MOTOR-CYCLES	MOTOR-CYCLES%	CARS	CARS %	LGV	LGV %	HGV	HGV %	BUS	BUS %
Thu 16-Nov-23											
00:00	15	1	6.7	11	73.3	1	6.7	2	13.3	0	0.0
01:00	7	0	0.0	4	57.1	1	14.3	2	28.6	0	0.0
02:00	5	0	0.0	5	100.0	0	0.0	0	0.0	0	0.0
03:00	9	0	0.0	6	66.7	3	33.3	0	0.0	0	0.0
04:00	11	0	0.0	9	81.8	2	18.2	0	0.0	0	0.0
05:00	88	0	0.0	79	89.8	4	4.6	5	5.7	0	0.0
06:00	134	1	0.8	111	82.8	15	11.2	7	5.2	0	0.0
07:00	382	2	0.5	329	86.1	45	11.8	6	1.6	0	0.0
08:00	372	1	0.3	324	87.1	34	9.1	13	3.5	0	0.0
09:00	268	2	0.8	215	80.2	41	15.3	10	3.7	0	0.0
10:00	227	1	0.4	182	80.2	31	13.7	13	5.7	0	0.0
11:00	274	4	1.5	224	81.8	30	11.0	15	5.5	1	0.4
12:00	300	4	1.3	251	83.7	34	11.3	9	3.0	2	0.7
13:00	324	3	0.9	267	82.4	35	10.8	19	5.9	0	0.0
14:00	336	3	0.9	283	84.2	43	12.8	7	2.1	0	0.0
15:00	435	0	0.0	376	86.4	40	9.2	19	4.4	0	0.0
16:00	531	8	1.5	473	89.1	38	7.2	11	2.1	1	0.2
17:00	553	6	1.1	515	93.1	21	3.8	11	2.0	0	0.0
18:00	418	2	0.5	391	93.5	21	5.0	4	1.0	0	0.0
19:00	252	2	0.8	228	90.5	16	6.4	6	2.4	0	0.0
20:00	144	2	1.4	135	93.8	4	2.8	3	2.1	0	0.0
21:00	165	3	1.8	149	90.3	8	4.9	5	3.0	0	0.0
22:00	104	1	1.0	98	94.2	4	3.9	1	1.0	0	0.0
23:00	46	0	0.0	43	93.5	2	4.4	1	2.2	0	0.0
12H,7-19	4420	36	0.8	3830	86.7	413	9.3	137	3.1	4	0.1
16H,6-22	5115	44	0.9	4453	87.1	456	8.9	158	3.1	4	0.1
18H,6-24	5265	45	0.9	4594	87.3	462	8.8	160	3.0	4	0.1
24H,0-24	5400	46	0.9	4708	87.2	473	8.8	169	3.1	4	0.1

12835 OXFORDSHIRE Site No: 12835015 Location Site 15 - Oxford Rd, Farmoor (W of Cumnor Rd)
 Wed 08-Nov-23 to Tue 21-Nov-23 Channel: Westbound

TIME PERIOD	TOTAL VEHICLES	MOTOR-CYCLES	MOTOR-CYCLES%	CARS	CARS %	LGV	LGV %	HGV	HGV %	BUS	BUS %
Fri 17-Nov-23											
00:00	23	0	0.0	19	82.6	3	13.0	1	4.4	0	0.0
01:00	7	0	0.0	5	71.4	1	14.3	1	14.3	0	0.0
02:00	6	1	16.7	5	83.3	0	0.0	0	0.0	0	0.0
03:00	4	0	0.0	3	75.0	1	25.0	0	0.0	0	0.0
04:00	11	0	0.0	8	72.7	3	27.3	0	0.0	0	0.0
05:00	88	0	0.0	78	88.6	4	4.6	6	6.8	0	0.0
06:00	126	2	1.6	110	87.3	10	7.9	4	3.2	0	0.0
07:00	384	5	1.3	337	87.8	33	8.6	9	2.3	0	0.0
08:00	373	4	1.1	326	87.4	30	8.0	13	3.5	0	0.0
09:00	237	3	1.3	189	79.8	32	13.5	12	5.1	1	0.4
10:00	250	3	1.2	199	79.6	38	15.2	10	4.0	0	0.0
11:00	295	1	0.3	230	78.0	43	14.6	19	6.4	2	0.7
12:00	365	3	0.8	306	83.8	41	11.2	15	4.1	0	0.0
13:00	366	2	0.6	330	90.2	19	5.2	14	3.8	1	0.3
14:00	450	3	0.7	400	88.9	33	7.3	13	2.9	1	0.2
15:00	456	5	1.1	404	88.6	36	7.9	11	2.4	0	0.0
16:00	493	10	2.0	426	86.4	42	8.5	15	3.0	0	0.0
17:00	487	3	0.6	441	90.6	32	6.6	10	2.1	1	0.2
18:00	337	7	2.1	303	89.9	20	5.9	7	2.1	0	0.0
19:00	194	3	1.6	179	92.3	8	4.1	4	2.1	0	0.0
20:00	138	1	0.7	129	93.5	6	4.4	2	1.5	0	0.0
21:00	99	1	1.0	92	92.9	3	3.0	3	3.0	0	0.0
22:00	93	1	1.1	89	95.7	2	2.2	1	1.1	0	0.0
23:00	49	0	0.0	45	91.8	3	6.1	1	2.0	0	0.0
12H,7-19	4493	49	1.1	3891	86.6	399	8.9	148	3.3	6	0.1
16H,6-22	5050	56	1.1	4401	87.2	426	8.4	161	3.2	6	0.1
18H,6-24	5192	57	1.1	4535	87.4	431	8.3	163	3.1	6	0.1
24H,0-24	5331	58	1.1	4653	87.3	443	8.3	171	3.2	6	0.1

12835 OXFORDSHIRE Site No: 12835015 Location Site 15 - Oxford Rd, Farmoor (W of Cumnor Rd)
 Wed 08-Nov-23 to Tue 21-Nov-23 Channel: Westbound

TIME PERIOD	TOTAL VEHICLES	MOTOR-CYCLES	MOTOR-CYCLES%	CARS	CARS %	LGV	LGV %	HGV	HGV %	BUS	BUS %
Sat 18-Nov-23											
00:00	26	1	3.9	20	76.9	3	11.5	2	7.7	0	0.0
01:00	8	0	0.0	7	87.5	1	12.5	0	0.0	0	0.0
02:00	10	0	0.0	8	80.0	2	20.0	0	0.0	0	0.0
03:00	9	0	0.0	7	77.8	2	22.2	0	0.0	0	0.0
04:00	8	1	12.5	4	50.0	3	37.5	0	0.0	0	0.0
05:00	46	0	0.0	45	97.8	1	2.2	0	0.0	0	0.0
06:00	35	1	2.9	30	85.7	2	5.7	2	5.7	0	0.0
07:00	99	0	0.0	79	79.8	16	16.2	4	4.0	0	0.0
08:00	147	1	0.7	129	87.8	12	8.2	5	3.4	0	0.0
09:00	186	1	0.5	178	95.7	4	2.2	3	1.6	0	0.0
10:00	284	1	0.4	266	93.7	15	5.3	2	0.7	0	0.0
11:00	344	4	1.2	312	90.7	25	7.3	3	0.9	0	0.0
12:00	363	2	0.6	339	93.4	17	4.7	5	1.4	0	0.0
13:00	340	7	2.1	309	90.9	22	6.5	2	0.6	0	0.0
14:00	333	2	0.6	306	91.9	22	6.6	3	0.9	0	0.0
15:00	342	2	0.6	321	93.9	16	4.7	3	0.9	0	0.0
16:00	356	1	0.3	332	93.3	18	5.1	3	0.8	2	0.6
17:00	294	1	0.3	279	94.9	11	3.7	3	1.0	0	0.0
18:00	228	3	1.3	207	90.8	16	7.0	2	0.9	0	0.0
19:00	158	1	0.6	149	94.3	5	3.2	3	1.9	0	0.0
20:00	99	2	2.0	94	95.0	1	1.0	2	2.0	0	0.0
21:00	84	1	1.2	77	91.7	5	6.0	1	1.2	0	0.0
22:00	77	0	0.0	72	93.5	4	5.2	1	1.3	0	0.0
23:00	50	0	0.0	47	94.0	1	2.0	2	4.0	0	0.0
12H,7-19	3316	25	0.8	3057	92.2	194	5.9	38	1.2	2	0.1
16H,6-22	3692	30	0.8	3407	92.3	207	5.6	46	1.3	2	0.1
18H,6-24	3819	30	0.8	3526	92.3	212	5.6	49	1.3	2	0.1
24H,0-24	3926	32	0.8	3617	92.1	224	5.7	51	1.3	2	0.1

12835 OXFORDSHIRE Site No: 12835015 Location Site 15 - Oxford Rd, Farmoor (W of Cumnor Rd)
 Wed 08-Nov-23 to Tue 21-Nov-23 Channel: Westbound

TIME PERIOD	TOTAL VEHICLES	MOTOR-CYCLES	MOTOR-CYCLES%	CARS	CARS %	LGV	LGV %	HGV	HGV %	BUS	BUS %
Sun 19-Nov-23											
00:00	32	0	0.0	29	90.6	2	6.3	1	3.1	0	0.0
01:00	11	0	0.0	10	90.9	1	9.1	0	0.0	0	0.0
02:00	9	0	0.0	7	77.8	1	11.1	1	11.1	0	0.0
03:00	7	0	0.0	7	100.0	0	0.0	0	0.0	0	0.0
04:00	4	0	0.0	3	75.0	1	25.0	0	0.0	0	0.0
05:00	38	0	0.0	38	100.0	0	0.0	0	0.0	0	0.0
06:00	23	1	4.4	21	91.3	0	0.0	1	4.4	0	0.0
07:00	47	0	0.0	43	91.5	3	6.4	1	2.1	0	0.0
08:00	72	2	2.8	63	87.5	3	4.2	3	4.2	1	1.4
09:00	140	6	4.3	126	90.0	7	5.0	1	0.7	0	0.0
10:00	217	2	0.9	202	93.1	12	5.5	1	0.5	0	0.0
11:00	318	2	0.6	298	93.7	13	4.1	5	1.6	0	0.0
12:00	405	2	0.5	386	95.3	15	3.7	2	0.5	0	0.0
13:00	368	6	1.6	344	93.5	16	4.4	2	0.5	0	0.0
14:00	320	4	1.3	294	91.9	19	5.9	3	0.9	0	0.0
15:00	352	5	1.4	329	93.5	16	4.6	2	0.6	0	0.0
16:00	303	1	0.3	290	95.7	9	3.0	3	1.0	0	0.0
17:00	224	0	0.0	213	95.1	9	4.0	2	0.9	0	0.0
18:00	170	3	1.8	163	95.9	3	1.8	1	0.6	0	0.0
19:00	107	0	0.0	103	96.3	2	1.9	2	1.9	0	0.0
20:00	112	0	0.0	104	92.9	7	6.3	1	0.9	0	0.0
21:00	42	0	0.0	38	90.5	4	9.5	0	0.0	0	0.0
22:00	48	0	0.0	46	95.8	2	4.2	0	0.0	0	0.0
23:00	23	0	0.0	22	95.7	1	4.4	0	0.0	0	0.0
12H,7-19	2936	33	1.1	2751	93.7	125	4.3	26	0.9	1	0.0
16H,6-22	3220	34	1.1	3017	93.7	138	4.3	30	0.9	1	0.0
18H,6-24	3291	34	1.0	3085	93.7	141	4.3	30	0.9	1	0.0
24H,0-24	3392	34	1.0	3179	93.7	146	4.3	32	0.9	1	0.0

12835 OXFORDSHIRE Site No: 12835015 Location Site 15 - Oxford Rd, Farmoor (W of Cumnor Rd)
 Wed 08-Nov-23 to Tue 21-Nov-23 Channel: Westbound

TIME PERIOD	TOTAL VEHICLES	MOTOR-CYCLES	MOTOR-CYCLES%	CARS	CARS %	LGV	LGV %	HGV	HGV %	BUS	BUS %
Mon 20-Nov-23											
00:00	19	0	0.0	16	84.2	2	10.5	1	5.3	0	0.0
01:00	9	0	0.0	7	77.8	2	22.2	0	0.0	0	0.0
02:00	5	0	0.0	4	80.0	1	20.0	0	0.0	0	0.0
03:00	6	1	16.7	3	50.0	1	16.7	1	16.7	0	0.0
04:00	20	0	0.0	15	75.0	5	25.0	0	0.0	0	0.0
05:00	83	0	0.0	77	92.8	2	2.4	4	4.8	0	0.0
06:00	135	1	0.7	120	88.9	8	5.9	6	4.4	0	0.0
07:00	354	4	1.1	321	90.7	25	7.1	4	1.1	0	0.0
08:00	394	0	0.0	358	90.9	25	6.4	10	2.5	1	0.3
09:00	249	3	1.2	203	81.5	33	13.3	10	4.0	0	0.0
10:00	226	0	0.0	180	79.7	29	12.8	16	7.1	1	0.4
11:00	247	1	0.4	190	76.9	45	18.2	11	4.5	0	0.0
12:00	269	6	2.2	226	84.0	27	10.0	10	3.7	0	0.0
13:00	341	2	0.6	284	83.3	37	10.9	17	5.0	1	0.3
14:00	326	2	0.6	268	82.2	38	11.7	17	5.2	1	0.3
15:00	449	9	2.0	368	82.0	53	11.8	19	4.2	0	0.0
16:00	539	8	1.5	471	87.4	40	7.4	19	3.5	1	0.2
17:00	518	5	1.0	486	93.8	20	3.9	7	1.4	0	0.0
18:00	353	3	0.9	329	93.2	14	4.0	7	2.0	0	0.0
19:00	188	1	0.5	174	92.6	8	4.3	5	2.7	0	0.0
20:00	148	0	0.0	143	96.6	3	2.0	2	1.4	0	0.0
21:00	114	0	0.0	111	97.4	1	0.9	2	1.8	0	0.0
22:00	69	0	0.0	66	95.7	2	2.9	1	1.5	0	0.0
23:00	28	0	0.0	24	85.7	3	10.7	1	3.6	0	0.0
12H,7-19	4265	43	1.0	3684	86.4	386	9.1	147	3.5	5	0.1
16H,6-22	4850	45	0.9	4232	87.3	406	8.4	162	3.3	5	0.1
18H,6-24	4947	45	0.9	4322	87.4	411	8.3	164	3.3	5	0.1
24H,0-24	5089	46	0.9	4444	87.3	424	8.3	170	3.3	5	0.1

12835 OXFORDSHIRE Site No: 12835015 Location Site 15 - Oxford Rd, Farmoor (W of Cumnor Rd)
 Wed 08-Nov-23 to Tue 21-Nov-23 Channel: Westbound

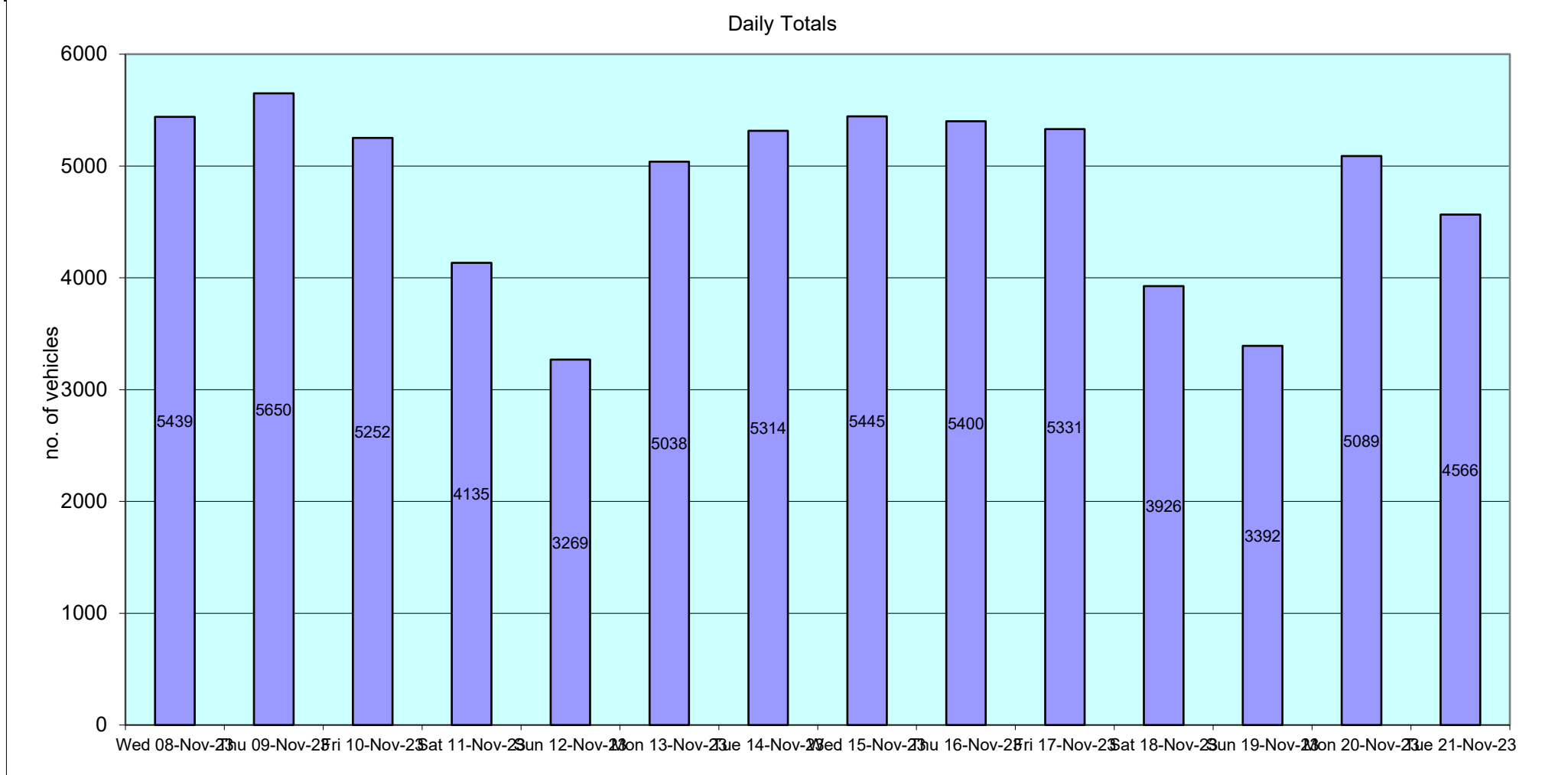
TIME PERIOD	TOTAL VEHICLES	MOTOR-CYCLES	MOTOR-CYCLES%	CARS	CARS %	LGV	LGV %	HGV	HGV %	BUS	BUS %
Tue 21-Nov-23											
00:00	5	0	0.0	3	60.0	1	20.0	1	20.0	0	0.0
01:00	9	0	0.0	6	66.7	1	11.1	2	22.2	0	0.0
02:00	3	0	0.0	3	100.0	0	0.0	0	0.0	0	0.0
03:00	5	0	0.0	4	80.0	1	20.0	0	0.0	0	0.0
04:00	19	0	0.0	13	68.4	5	26.3	1	5.3	0	0.0
05:00	84	1	1.2	78	92.9	2	2.4	3	3.6	0	0.0
06:00	126	1	0.8	101	80.2	19	15.1	5	4.0	0	0.0
07:00	0	0	-	0	-	0	-	0	-	0	-
08:00	8	0	0.0	6	75.0	2	25.0	0	0.0	0	0.0
09:00	276	2	0.7	233	84.4	25	9.1	16	5.8	0	0.0
10:00	240	6	2.5	193	80.4	24	10.0	15	6.3	2	0.8
11:00	278	6	2.2	215	77.3	46	16.6	11	4.0	0	0.0
12:00	309	1	0.3	260	84.1	39	12.6	8	2.6	1	0.3
13:00	333	2	0.6	284	85.3	37	11.1	10	3.0	0	0.0
14:00	340	2	0.6	288	84.7	39	11.5	11	3.2	0	0.0
15:00	407	2	0.5	353	86.7	40	9.8	12	3.0	0	0.0
16:00	565	7	1.2	495	87.6	43	7.6	19	3.4	1	0.2
17:00	557	5	0.9	524	94.1	24	4.3	3	0.5	1	0.2
18:00	407	4	1.0	381	93.6	19	4.7	3	0.7	0	0.0
19:00	210	0	0.0	202	96.2	6	2.9	2	1.0	0	0.0
20:00	145	2	1.4	134	92.4	6	4.1	3	2.1	0	0.0
21:00	121	1	0.8	113	93.4	5	4.1	2	1.7	0	0.0
22:00	86	2	2.3	81	94.2	2	2.3	1	1.2	0	0.0
23:00	33	0	0.0	27	81.8	4	12.1	2	6.1	0	0.0
12H,7-19	3720	37	1.0	3232	86.9	338	9.1	108	2.9	5	0.1
16H,6-22	4322	41	1.0	3782	87.5	374	8.7	120	2.8	5	0.1
18H,6-24	4441	43	1.0	3890	87.6	380	8.6	123	2.8	5	0.1
24H,0-24	4566	44	1.0	3997	87.5	390	8.5	130	2.9	5	0.1

12835 OXFORDSHIRE Site No: 12835015 Location Site 15 - Oxford Rd, Farmoor (W of Cumnor Rd)
 Wed 08-Nov-23 to Tue 21-Nov-23 Channel: Westbound

TIME PERIOD	TOTAL VEHICLES	MOTOR-CYCLES	MOTOR-CYCLES%	CARS	CARS %	LGV	LGV %	HGV	HGV %	BUS	BUS %
Daily Totals											
Wed 08-Nov-23	5439	64	1.2	4771	87.7	435	8.0	166	3.1	3	0.1
Thu 09-Nov-23	5650	65	1.2	4938	87.4	480	8.5	166	2.9	1	0.0
Fri 10-Nov-23	5252	53	1.0	4573	87.1	429	8.2	188	3.6	9	0.2
Sat 11-Nov-23	4135	85	2.1	3793	91.7	198	4.8	59	1.4	0	0.0
Sun 12-Nov-23	3269	27	0.8	3068	93.9	137	4.2	37	1.1	0	0.0
Mon 13-Nov-23	5038	36	0.7	4404	87.4	449	8.9	144	2.9	5	0.1
Tue 14-Nov-23	5314	44	0.8	4649	87.5	472	8.9	145	2.7	4	0.1
Wed 15-Nov-23	5445	64	1.2	4745	87.1	452	8.3	178	3.3	6	0.1
Thu 16-Nov-23	5400	46	0.9	4708	87.2	473	8.8	169	3.1	4	0.1
Fri 17-Nov-23	5331	58	1.1	4653	87.3	443	8.3	171	3.2	6	0.1
Sat 18-Nov-23	3926	32	0.8	3617	92.1	224	5.7	51	1.3	2	0.1
Sun 19-Nov-23	3392	34	1.0	3179	93.7	146	4.3	32	0.9	1	0.0
Mon 20-Nov-23	5089	46	0.9	4444	87.3	424	8.3	170	3.3	5	0.1
Tue 21-Nov-23	4566	44	1.0	3997	87.5	390	8.5	130	2.9	5	0.1

12835 OXFORDSHIRE Site No: 12835015 Location Site 15 - Oxford Rd, Farmoor (W of Cumnor Rd)
 Wed 08-Nov-23 to Tue 21-Nov-23 Channel: Westbound

TIME PERIOD	TOTAL VEHICLES	MOTOR-CYCLES	MOTOR-CYCLES%	CARS	CARS %	LGV	LGV %	HGV	HGV %	BUS	BUS %
Total Vehicles											
[-]	67246	698	1.0	59539	88.9	5152	7.4	1806	2.6	51	0.1



12835 OXFORDSHIRE Site No: 12835015 Location Site 15 - Oxford Rd, Farmoor (W of Cumnor Rd)
 Wed 08-Nov-23 to Tue 21-Nov-23 Channel: Westbound

Time Period	Total Vehicles	85%ile Speed	Mean Speed	Stand Dev.	<6Mph	6-<11	11-<16	16-<21	21-<26	26-<31	31-<36	36-<41	41-<46	46-<51	51-<56	=>56
Wed 08-Nov-23																
00:00	14	38	32.8	7.6	0	0	0	1	1	3	6	1	1	1	0	0
01:00	10	38.5	32.5	6.3	0	0	0	0	1	4	2	2	1	0	0	0
02:00	7	-	36.4	7.7	0	0	0	0	0	0	6	0	0	0	1	0
03:00	16	41.3	32.6	8.9	0	0	0	0	4	5	2	2	2	0	1	0
04:00	19	47.1	38	9.4	0	0	0	1	0	3	4	5	2	3	0	1
05:00	70	39.7	35.1	7.3	0	0	0	0	4	11	33	15	2	1	1	3
06:00	156	35.5	31.8	4.5	0	0	0	1	10	53	75	12	5	0	0	0
07:00	404	33.9	29.1	4.8	0	0	1	17	53	226	79	24	4	0	0	0
08:00	367	32.7	27.6	5.3	1	1	6	28	69	183	71	7	0	1	0	0
09:00	241	32.8	27.6	5.3	0	0	5	24	43	116	46	6	1	0	0	0
10:00	235	33.1	27.9	5.1	0	1	2	16	50	109	50	6	1	0	0	0
11:00	286	33.5	29.1	4.4	0	0	1	9	35	161	72	6	1	1	0	0
12:00	258	33.4	28.7	4.5	0	0	0	9	48	136	53	11	1	0	0	0
13:00	341	33.5	28.5	5.2	0	1	8	12	53	176	78	10	3	0	0	0
14:00	358	34	28.6	5.4	1	0	3	22	63	165	83	16	5	0	0	0
15:00	479	32.1	27.4	5	0	1	7	44	90	247	80	10	0	0	0	0
16:00	544	31.6	26.7	5.7	0	7	28	25	136	256	82	9	1	0	0	0
17:00	576	30.6	25.7	5.7	0	4	31	61	173	237	57	12	1	0	0	0
18:00	418	32.6	27.2	5.6	0	3	9	37	98	186	69	16	0	0	0	0
19:00	257	34.4	29.3	5.2	1	0	1	7	42	120	70	11	5	0	0	0
20:00	147	35.6	30.7	4.8	0	0	0	2	14	68	44	17	2	0	0	0
21:00	144	36.8	30.8	6.5	0	0	0	12	15	45	47	19	3	3	0	0
22:00	69	37.2	31.9	6	0	0	0	2	5	25	24	9	2	2	0	0
23:00	23	35.4	31.1	7.5	0	0	0	2	2	8	8	1	0	2	0	0
12H,7-19	4507	32.8	27.7	5.4	2	18	101	304	911	2198	820	133	18	2	0	0
16H,6-22	5211	33.4	28	5.4	3	18	102	326	992	2484	1056	192	33	5	0	0
18H,6-24	5303	33.5	28.1	5.5	3	18	102	330	999	2517	1088	202	35	9	0	0
24H,0-24	5439	33.7	28.3	5.6	3	18	102	332	1009	2543	1141	227	43	14	3	4

12835 OXFORDSHIRE Site No: 12835015 Location Site 15 - Oxford Rd, Farmoor (W of Cumnor Rd)
 Wed 08-Nov-23 to Tue 21-Nov-23 Channel: Westbound

Time Period	Total Vehicles	85%ile Speed	Mean Speed	Stand Dev.	<6Mph	6-<11	11-<16	16-<21	21-<26	26-<31	31-<36	36-<41	41-<46	46-<51	51-<56	=>56
Thu 09-Nov-23																
00:00	11	35.3	31.2	7.6	0	0	0	0	3	3	3	1	0	1	0	0
01:00	8	-	36	4.8	0	0	0	0	0	1	3	3	1	0	0	0
02:00	6	-	31	7	0	0	0	0	1	3	1	0	1	0	0	0
03:00	12	44.5	36.8	8.7	0	0	0	0	0	2	6	2	0	1	0	1
04:00	13	48.8	38.5	12.3	0	1	0	0	0	2	0	5	3	0	1	1
05:00	94	40.7	35.5	6	0	0	0	0	2	18	34	27	9	2	2	0
06:00	123	36	31.8	6	0	0	0	5	7	43	49	12	4	2	1	0
07:00	440	33.1	28.2	4.9	0	1	5	24	80	222	99	7	2	0	0	0
08:00	391	33.8	28.4	5.6	1	0	13	25	42	196	99	13	2	0	0	0
09:00	262	32.8	27.5	5.4	0	2	7	16	57	122	52	6	0	0	0	0
10:00	203	31.8	26.7	6.2	0	3	12	14	44	95	25	10	0	0	0	0
11:00	243	30.6	25.9	5.4	0	1	13	21	72	107	28	0	1	0	0	0
12:00	283	32.2	26.5	5.9	0	0	17	28	68	116	46	7	1	0	0	0
13:00	341	30.9	25.7	6	0	1	26	40	84	141	41	8	0	0	0	0
14:00	363	30	25.4	4.9	0	0	13	51	113	162	23	0	1	0	0	0
15:00	480	32.5	27.6	5	0	0	8	40	90	245	83	14	0	0	0	0
16:00	562	31.4	26.6	5.6	0	5	30	32	142	262	80	10	1	0	0	0
17:00	558	30.9	26	5.7	0	4	27	58	156	235	63	14	1	0	0	0
18:00	430	33.1	27.7	5.3	0	2	4	34	99	194	76	21	0	0	0	0
19:00	321	29.5	24.1	5.4	0	0	17	62	141	74	20	6	1	0	0	0
20:00	248	30.6	25.4	5.3	0	0	8	35	99	75	25	6	0	0	0	0
21:00	140	33.6	28.3	5.6	0	0	1	9	32	63	26	6	2	1	0	0
22:00	78	31.8	26.6	5.3	0	0	0	12	22	30	12	2	0	0	0	0
23:00	40	33.5	29.4	6.7	0	0	0	1	9	20	7	1	1	0	0	1
12H,7-19	4556	32	26.9	5.6	1	19	175	383	1047	2097	715	110	9	0	0	0
16H,6-22	5388	32.1	26.8	5.7	1	19	201	494	1326	2352	835	140	16	3	1	0
18H,6-24	5506	32.1	26.8	5.7	1	19	201	507	1357	2402	854	143	17	3	1	1
24H,0-24	5650	32.5	27	5.9	1	20	201	507	1363	2431	901	181	31	7	4	3

12835		OXFORDSHIRE			Site No: 12835015		Location Site 15 - Oxford Rd, Farmoor (W of Cumnor Rd)										
Wed 08-Nov-23 to Tue 21-Nov-23					Channel: Westbound												
Time Period	Total Vehicles	85%ile Speed	Mean Speed	Stand Dev.	<6Mph	6-<11	11-<16	16-<21	21-<26	26-<31	31-<36	36-<41	41-<46	46-<51	51-<56	=>56	
Fri 10-Nov-23																	
00:00	19	35.1	31.4	6.5	0	0	0	0	4	5	7	2	0	1	0	0	
01:00	12	45.3	31.4	9.5	0	0	0	1	2	5	1	1	0	2	0	0	
02:00	8	-	35.4	10.1	0	0	0	0	0	3	3	1	0	0	0	1	
03:00	5	-	36.5	5.8	0	0	0	0	0	1	1	2	1	0	0	0	
04:00	14	43.3	32.4	10.5	0	1	0	0	1	6	1	1	3	1	0	0	
05:00	85	38.7	32	6.8	0	0	0	0	15	26	27	7	8	0	2	0	
06:00	134	33.9	28.9	4.8	0	0	0	4	29	61	34	4	2	0	0	0	
07:00	376	29.8	25.2	4.8	0	0	2	66	144	141	18	2	3	0	0	0	
08:00	304	29	23.7	5	0	0	15	68	131	74	13	3	0	0	0	0	
09:00	300	29.9	25.5	4.2	0	0	1	33	130	117	17	2	0	0	0	0	
10:00	248	30.4	25.5	5.3	0	0	15	27	79	102	23	2	0	0	0	0	
11:00	284	30.3	25.5	4.9	0	0	10	30	108	108	26	2	0	0	0	0	
12:00	365	30.4	25.7	5.1	0	0	14	41	125	146	35	3	1	0	0	0	
13:00	351	30.7	26.2	5.4	0	0	17	37	83	171	37	5	1	0	0	0	
14:00	436	30.4	25.8	4.8	0	0	6	56	158	170	42	4	0	0	0	0	
15:00	427	30	24.7	5.4	0	1	23	72	145	150	32	4	0	0	0	0	
16:00	501	30	25.1	5.2	0	0	20	69	195	176	37	1	2	1	0	0	
17:00	448	29	23.6	5.1	0	0	24	105	180	119	17	2	1	0	0	0	
18:00	355	29.7	24	5.6	0	0	22	83	125	97	24	2	2	0	0	0	
19:00	196	31.7	27.3	4.7	0	0	1	15	52	94	30	4	0	0	0	0	
20:00	145	34.4	28.7	6.5	0	3	1	5	33	58	33	8	2	1	1	0	
21:00	96	32	27.6	4.6	0	0	0	3	33	42	15	2	1	0	0	0	
22:00	85	32.9	27.9	6.3	0	0	2	8	15	41	15	3	0	0	0	1	
23:00	58	36.8	29.7	7.2	0	0	0	4	13	23	8	5	4	0	1	0	
12H,7-19	4395	30.1	25	5.2	0	1	169	687	1603	1571	321	32	10	1	0	0	
16H,6-22	4966	30.3	25.4	5.3	0	4	171	714	1750	1826	433	50	15	2	1	0	
18H,6-24	5109	30.4	25.5	5.3	0	4	173	726	1778	1890	456	58	19	2	2	1	
24H,0-24	5252	30.5	25.6	5.5	0	5	173	727	1800	1936	496	72	31	6	4	2	

12835 OXFORDSHIRE Site No: 12835015 Location Site 15 - Oxford Rd, Farmoor (W of Cumnor Rd)
 Wed 08-Nov-23 to Tue 21-Nov-23 Channel: Westbound

Time Period	Total Vehicles	85%ile Speed	Mean Speed	Stand Dev.	<6Mph	6-<11	11-<16	16-<21	21-<26	26-<31	31-<36	36-<41	41-<46	46-<51	51-<56	=>56
Sat 11-Nov-23																
00:00	21	37.8	31.6	8.5	0	0	0	2	0	12	3	1	1	1	1	0
01:00	13	34.9	31.6	5.4	0	0	0	0	3	1	7	2	0	0	0	0
02:00	12	34.1	30.6	3.6	0	0	0	0	1	5	6	0	0	0	0	0
03:00	5	-	34.5	11.4	0	0	0	0	1	1	2	0	0	0	1	0
04:00	12	39.5	32.7	9.1	0	0	0	2	0	3	3	2	1	1	0	0
05:00	41	38.4	33	5.7	0	0	0	0	4	10	17	7	2	1	0	0
06:00	49	34.7	29.1	7.5	0	0	0	5	10	21	7	2	2	1	1	0
07:00	96	33.7	29	4.7	0	0	1	4	10	56	19	6	0	0	0	0
08:00	150	34.3	28.2	6.2	0	1	6	10	26	61	35	10	1	0	0	0
09:00	215	35.2	29.5	5.9	0	0	3	15	29	80	66	19	3	0	0	0
10:00	315	34.2	28.8	5.3	0	0	5	21	46	141	85	17	0	0	0	0
11:00	326	34.7	29	5.7	0	1	8	19	44	133	98	22	1	0	0	0
12:00	358	34.6	28.6	6.2	0	0	11	31	53	140	95	23	4	1	0	0
13:00	301	34.7	29	5.8	0	0	4	25	47	112	90	21	2	0	0	0
14:00	301	33.3	28.1	5.2	0	1	5	20	50	149	66	9	1	0	0	0
15:00	336	34.6	29.6	5.2	0	0	2	20	35	153	105	18	2	0	1	0
16:00	388	33.9	28.9	4.8	0	0	2	18	60	190	104	12	1	1	0	0
17:00	314	32.3	27.9	4.7	0	0	5	18	58	170	58	4	1	0	0	0
18:00	239	34.3	28.8	5.6	0	0	6	13	36	111	55	16	2	0	0	0
19:00	165	35.1	29.7	5.9	0	0	3	7	23	70	45	13	2	2	0	0
20:00	127	36.6	31.5	6.3	0	0	0	3	15	47	41	12	6	1	2	0
21:00	146	37.8	31.8	6.1	0	0	0	6	9	56	47	16	10	2	0	0
22:00	136	36.7	30.7	6.1	0	0	1	6	12	61	33	16	5	2	0	0
23:00	69	35.8	31.5	6.4	0	0	0	3	4	27	25	7	1	1	0	1
12H,7-19	3339	34.3	28.8	5.5	0	3	58	214	494	1496	876	177	18	2	1	0
16H,6-22	3826	34.5	29	5.6	0	3	61	235	551	1690	1016	220	38	8	4	0
18H,6-24	4031	34.6	29.1	5.7	0	3	62	244	567	1778	1074	243	44	11	4	1
24H,0-24	4135	34.7	29.2	5.7	0	3	62	248	576	1810	1112	255	48	14	6	1

12835 OXFORDSHIRE Site No: 12835015 Location Site 15 - Oxford Rd, Farmoor (W of Cumnor Rd)
 Wed 08-Nov-23 to Tue 21-Nov-23 Channel: Westbound

Time Period	Total Vehicles	85%ile Speed	Mean Speed	Stand Dev.	<6Mph	6-<11	11-<16	16-<21	21-<26	26-<31	31-<36	36-<41	41-<46	46-<51	51-<56	=>56
Sun 12-Nov-23																
00:00	30	38.1	33.3	4.7	0	0	0	0	1	8	13	7	1	0	0	0
01:00	11	50.6	35.3	10.9	0	0	0	0	2	3	2	1	1	0	2	0
02:00	15	37.6	31.8	5.7	0	0	0	1	0	6	4	4	0	0	0	0
03:00	7	-	33.5	9.2	0	0	0	1	1	0	1	3	1	0	0	0
04:00	8	-	38.5	10.1	0	0	0	0	0	1	4	1	0	1	0	1
05:00	33	45.3	36.5	7.3	0	0	0	0	0	7	12	8	1	3	2	0
06:00	21	39.4	33.3	7.5	0	0	0	1	0	8	7	2	2	0	1	0
07:00	34	39	32.8	6.4	0	0	0	1	2	11	12	4	3	1	0	0
08:00	87	34.8	29.7	5.6	0	0	2	2	13	35	28	5	2	0	0	0
09:00	140	34.5	29.5	5.7	0	0	4	6	13	65	43	6	2	1	0	0
10:00	192	34.6	29	5.7	0	0	2	17	25	82	51	12	3	0	0	0
11:00	283	34.1	29.3	4.5	0	0	0	14	32	140	88	8	1	0	0	0
12:00	386	32.7	27.4	5	0	0	4	33	96	169	77	7	0	0	0	0
13:00	355	33.6	28.3	5.2	0	0	7	24	55	166	93	10	0	0	0	0
14:00	356	33.8	28.8	5.4	0	2	2	19	51	184	78	14	4	1	1	0
15:00	336	33.9	28.9	5.4	0	0	8	14	43	172	84	10	3	0	2	0
16:00	298	34	28.8	5.1	0	1	2	15	50	145	66	18	1	0	0	0
17:00	240	34.2	29	5.2	0	0	2	5	53	111	51	15	2	1	0	0
18:00	123	34.6	29.6	5.2	0	0	0	9	11	58	36	7	2	0	0	0
19:00	110	34.7	29.7	5.7	0	0	1	9	7	48	38	6	0	0	1	0
20:00	81	35.4	29.5	7	0	0	2	8	10	28	23	7	2	0	1	0
21:00	57	38.5	32.5	6.6	0	0	0	1	6	17	20	8	3	1	1	0
22:00	36	36.1	30.9	6.1	0	0	1	2	2	11	14	6	0	0	0	0
23:00	30	37.7	32.5	8.7	0	0	0	2	1	13	8	3	0	0	3	0
12H,7-19	2830	34	28.8	5.3	0	3	33	159	444	1338	707	116	23	4	3	0
16H,6-22	3099	34.2	28.9	5.4	0	3	36	178	467	1439	795	139	30	5	7	0
18H,6-24	3165	34.3	29	5.5	0	3	37	182	470	1463	817	148	30	5	10	0
24H,0-24	3269	34.5	29.2	5.7	0	3	37	184	474	1488	853	172	34	9	14	1

12835 OXFORDSHIRE Site No: 12835015 Location Site 15 - Oxford Rd, Farmoor (W of Cumnor Rd)
 Wed 08-Nov-23 to Tue 21-Nov-23 Channel: Westbound

Time Period	Total Vehicles	85%ile Speed	Mean Speed	Stand Dev.	<6Mph	6-<11	11-<16	16-<21	21-<26	26-<31	31-<36	36-<41	41-<46	46-<51	51-<56	=>56
Mon 13-Nov-23																
00:00	11	45.3	33.5	9.6	0	0	0	0	1	6	1	1	0	1	1	0
01:00	9	-	34.1	8.5	0	0	0	0	2	2	1	1	3	0	0	0
02:00	3	-	31.8	12.6	0	0	0	1	0	0	1	0	1	0	0	0
03:00	4	-	26	11.9	0	1	0	0	0	1	2	0	0	0	0	0
04:00	12	39.5	35.6	8.5	0	0	0	0	0	3	6	1	1	0	0	1
05:00	87	40.5	34.7	6.1	0	0	0	1	1	24	26	24	7	4	0	0
06:00	135	35.2	30.9	4.5	0	0	0	1	10	61	50	12	0	1	0	0
07:00	379	32.7	28.3	4.5	0	0	3	14	71	208	75	6	2	0	0	0
08:00	394	30	25.3	4.8	0	2	10	43	160	149	28	2	0	0	0	0
09:00	266	30	25.4	4.8	0	0	4	41	92	110	16	2	1	0	0	0
10:00	232	30.2	26.2	4	0	0	2	12	92	109	17	0	0	0	0	0
11:00	252	30.2	26	4.1	0	0	2	15	109	105	21	0	0	0	0	0
12:00	273	29.2	24.4	4.6	0	0	9	41	130	80	12	1	0	0	0	0
13:00	319	29.7	25.3	4.3	0	0	4	27	164	101	21	2	0	0	0	0
14:00	324	30.4	26.6	4	0	0	1	19	113	163	26	2	0	0	0	0
15:00	434	30	24.9	5	0	0	14	69	176	136	37	2	0	0	0	0
16:00	452	28.3	22.8	4.9	0	0	22	148	165	104	11	2	0	0	0	0
17:00	521	28	22.2	5.4	0	2	51	170	181	95	19	2	1	0	0	0
18:00	390	29.1	23.3	5.4	0	3	26	96	148	95	18	4	0	0	0	0
19:00	203	29.4	24.5	4.8	0	1	8	25	97	60	11	1	0	0	0	0
20:00	134	30.5	26.6	4.5	0	0	0	7	58	54	11	3	1	0	0	0
21:00	106	30.8	26.5	5.9	0	0	5	12	24	49	13	1	2	0	0	0
22:00	63	30.6	26	6.4	0	2	2	4	23	24	4	3	1	0	0	0
23:00	35	32.9	28.4	4.7	0	0	0	1	9	17	6	2	0	0	0	0
12H,7-19	4236	29.9	24.8	5.1	0	7	148	695	1601	1455	301	25	4	0	0	0
16H,6-22	4814	30.1	25.1	5.2	0	8	161	740	1790	1679	386	42	7	1	0	0
18H,6-24	4912	30.2	25.1	5.2	0	10	163	745	1822	1720	396	47	8	1	0	0
24H,0-24	5038	30.4	25.3	5.4	0	11	163	747	1826	1756	433	74	20	6	1	1

12835 OXFORDSHIRE Site No: 12835015 Location Site 15 - Oxford Rd, Farmoor (W of Cumnor Rd)
 Wed 08-Nov-23 to Tue 21-Nov-23 Channel: Westbound

Time Period	Total Vehicles	85%ile Speed	Mean Speed	Stand Dev.	<6Mph	6-<11	11-<16	16-<21	21-<26	26-<31	31-<36	36-<41	41-<46	46-<51	51-<56	=>56
Tue 14-Nov-23																
00:00	18	35.5	31.8	5.8	0	0	0	0	1	9	5	2	0	1	0	0
01:00	6	-	30.2	4.3	0	0	0	0	1	2	3	0	0	0	0	0
02:00	5	-	35.5	6.8	0	0	0	0	0	2	0	2	1	0	0	0
03:00	3	-	31.8	3.1	0	0	0	0	0	1	2	0	0	0	0	0
04:00	14	44.5	33.9	10.4	0	1	0	0	0	4	5	0	2	2	0	0
05:00	87	39.8	32.5	6.1	0	0	0	1	3	43	18	11	10	1	0	0
06:00	131	32.5	27.5	5.5	1	0	0	9	38	57	20	4	2	0	0	0
07:00	377	30	25.7	4.5	0	2	5	30	153	164	21	1	0	1	0	0
08:00	387	30.2	25.8	4.7	0	0	10	36	139	169	31	2	0	0	0	0
09:00	287	29.4	24.2	5.2	0	0	20	39	134	75	16	2	1	0	0	0
10:00	240	29.8	25.3	4.5	0	0	4	31	97	93	15	0	0	0	0	0
11:00	248	30	25.8	4.1	0	0	3	17	106	105	17	0	0	0	0	0
12:00	288	29.3	24.2	4.8	0	0	11	50	130	82	14	1	0	0	0	0
13:00	313	29.9	25.4	4.4	0	0	3	33	150	102	22	3	0	0	0	0
14:00	322	30.4	26.5	4.3	0	0	1	22	118	149	28	4	0	0	0	0
15:00	434	28.8	23.5	4.9	0	0	23	97	187	111	14	1	1	0	0	0
16:00	546	27.8	22.5	5.2	0	7	54	111	255	103	15	1	0	0	0	0
17:00	619	25.4	19.9	5.3	0	6	147	217	176	63	10	0	0	0	0	0
18:00	386	28.8	22.5	5.6	0	1	46	109	116	98	16	0	0	0	0	0
19:00	225	30	25.3	5	0	0	10	21	91	85	15	3	0	0	0	0
20:00	127	32.5	27.3	6	0	0	3	13	31	56	15	6	3	0	0	0
21:00	137	32.7	28	5.4	0	0	5	6	23	74	24	3	2	0	0	0
22:00	78	30.6	26.5	5.3	0	0	3	11	10	45	8	1	0	0	0	0
23:00	36	32.3	28.1	4.3	0	0	0	2	7	19	8	0	0	0	0	0
12H,7-19	4447	29.4	23.9	5.3	0	16	327	792	1761	1314	219	15	2	1	0	0
16H,6-22	5067	29.7	24.2	5.4	1	16	345	841	1944	1586	293	31	9	1	0	0
18H,6-24	5181	29.7	24.3	5.4	1	16	348	854	1961	1650	309	32	9	1	0	0
24H,0-24	5314	29.9	24.5	5.6	1	17	348	855	1966	1711	342	47	22	5	0	0

12835 OXFORDSHIRE Site No: 12835015 Location Site 15 - Oxford Rd, Farmoor (W of Cumnor Rd)
 Wed 08-Nov-23 to Tue 21-Nov-23 Channel: Westbound

Time Period	Total Vehicles	85%ile Speed	Mean Speed	Stand Dev.	<6Mph	6-<11	11-<16	16-<21	21-<26	26-<31	31-<36	36-<41	41-<46	46-<51	51-<56	=>56
Wed 15-Nov-23																
00:00	18	37.3	32.1	5.5	0	0	0	0	2	6	6	3	1	0	0	0
01:00	7	-	29.9	9.1	0	0	0	0	3	2	1	0	0	1	0	0
02:00	6	-	26	3.1	0	0	0	0	3	3	0	0	0	0	0	0
03:00	7	-	33.5	5.2	0	0	0	0	0	3	1	3	0	0	0	0
04:00	10	36	33	8.7	0	0	0	0	2	2	4	1	0	0	1	0
05:00	95	35.9	32.3	5.4	0	0	0	1	5	32	43	8	3	3	0	0
06:00	152	31.2	27.3	5.4	0	0	2	19	23	84	18	4	2	0	0	0
07:00	425	30.5	26.7	4.1	0	0	0	21	161	200	38	4	1	0	0	0
08:00	406	30.6	26	5.8	1	9	21	28	91	212	40	4	0	0	0	0
09:00	242	33.6	26.5	7	1	0	24	27	40	89	47	14	0	0	0	0
10:00	254	30.5	26.9	4.5	0	0	6	10	73	139	20	6	0	0	0	0
11:00	293	30.8	26.5	4.9	0	0	5	35	77	137	36	3	0	0	0	0
12:00	296	29.7	24.9	4.7	1	0	5	45	119	109	16	1	0	0	0	0
13:00	333	30.8	26.8	4.9	0	0	2	36	89	162	38	5	0	0	1	0
14:00	175	30.4	26.1	5.3	0	0	7	18	48	85	13	3	1	0	0	0
15:00	451	29.9	24.5	5.6	0	2	26	84	147	159	29	3	0	0	1	0
16:00	565	28.8	23.6	4.9	0	0	22	137	245	133	26	1	1	0	0	0
17:00	595	28	23.2	4.6	0	0	26	148	288	109	22	2	0	0	0	0
18:00	447	29	23.5	5.2	0	1	17	120	186	91	27	5	0	0	0	0
19:00	229	30.8	26.3	5.3	0	0	4	30	64	100	29	1	0	0	1	0
20:00	166	31.3	27.3	4.6	0	0	1	10	48	80	23	4	0	0	0	0
21:00	134	33.3	27.3	6.1	0	0	5	17	23	54	31	2	2	0	0	0
22:00	90	33	27.8	6.1	0	0	2	7	22	41	10	5	3	0	0	0
23:00	49	34.3	28.6	5.9	0	0	2	3	6	23	11	4	0	0	0	0
12H,7-19	4482	30.2	25.1	5.3	3	12	161	709	1564	1625	352	51	3	0	2	0
16H,6-22	5163	30.4	25.3	5.3	3	12	173	785	1722	1943	453	62	7	0	3	0
18H,6-24	5302	30.4	25.4	5.4	3	12	177	795	1750	2007	474	71	10	0	3	0
24H,0-24	5445	30.6	25.6	5.5	3	12	177	796	1765	2055	529	86	14	4	4	0

12835 OXFORDSHIRE Site No: 12835015 Location Site 15 - Oxford Rd, Farmoor (W of Cumnor Rd)
 Wed 08-Nov-23 to Tue 21-Nov-23 Channel: Westbound

Time Period	Total Vehicles	85%ile Speed	Mean Speed	Stand Dev.	<6Mph	6-<11	11-<16	16-<21	21-<26	26-<31	31-<36	36-<41	41-<46	46-<51	51-<56	=>56
Thu 16-Nov-23																
00:00	15	37.3	31.2	7.2	0	0	0	1	2	5	4	1	2	0	0	0
01:00	7	-	26.4	4.2	0	0	0	0	4	2	1	0	0	0	0	0
02:00	5	-	32.5	6.6	0	0	0	0	1	1	1	2	0	0	0	0
03:00	9	-	32.9	6.5	0	0	0	0	2	1	2	4	0	0	0	0
04:00	11	35.3	33.5	7.8	0	0	0	0	1	3	5	1	0	0	1	0
05:00	88	39.9	34.1	6.3	0	0	0	1	4	21	35	17	6	3	1	0
06:00	134	34.3	28.1	6.1	0	0	2	14	29	49	29	9	2	0	0	0
07:00	382	30.7	26.8	4.1	0	0	1	19	139	177	44	2	0	0	0	0
08:00	372	29.9	25	5.1	0	0	13	67	116	153	19	4	0	0	0	0
09:00	268	30.5	26.1	4.8	0	0	3	29	98	109	24	4	1	0	0	0
10:00	227	31.7	26.4	5.6	1	0	7	29	55	95	37	3	0	0	0	0
11:00	274	29.8	25.1	4.9	0	1	7	35	109	107	10	5	0	0	0	0
12:00	300	30	23.7	7.2	13	13	5	48	89	109	20	2	1	0	0	0
13:00	324	30.2	25	5.1	0	0	9	53	129	99	30	4	0	0	0	0
14:00	336	30.6	26.4	4.7	0	0	4	34	102	159	33	3	1	0	0	0
15:00	435	29.5	24.8	4.7	0	0	6	76	184	147	15	6	1	0	0	0
16:00	531	28.6	23.5	4.6	0	0	11	137	244	115	23	1	0	0	0	0
17:00	553	28.7	23.6	4.9	0	0	28	119	253	131	18	2	2	0	0	0
18:00	418	29.6	24.4	4.9	0	0	10	91	154	139	22	2	0	0	0	0
19:00	252	31	26.5	5.3	0	0	10	21	73	110	35	2	0	1	0	0
20:00	144	32.9	27.3	5.3	0	0	1	12	47	52	26	5	1	0	0	0
21:00	165	32.6	26.9	6.5	0	1	5	22	39	66	21	8	1	2	0	0
22:00	104	34.1	28.7	5.6	0	0	3	2	24	42	27	5	0	1	0	0
23:00	46	34.5	29.9	5.2	0	0	0	1	6	24	11	3	0	1	0	0
12H,7-19	4420	29.9	24.9	5.1	14	14	104	737	1672	1540	295	38	6	0	0	0
16H,6-22	5115	30.2	25.2	5.3	14	15	122	806	1860	1817	406	62	10	3	0	0
18H,6-24	5265	30.3	25.3	5.3	14	15	125	809	1890	1883	444	70	10	5	0	0
24H,0-24	5400	30.5	25.5	5.5	14	15	125	811	1904	1916	492	95	18	8	2	0

12835 OXFORDSHIRE Site No: 12835015 Location Site 15 - Oxford Rd, Farmoor (W of Cumnor Rd)
 Wed 08-Nov-23 to Tue 21-Nov-23 Channel: Westbound

Time Period	Total Vehicles	85%ile Speed	Mean Speed	Stand Dev.	<6Mph	6-<11	11-<16	16-<21	21-<26	26-<31	31-<36	36-<41	41-<46	46-<51	51-<56	=>56
Fri 17-Nov-23																
00:00	23	38.1	30.9	7.5	0	0	1	0	4	8	4	5	0	1	0	0
01:00	7	-	29.9	6.4	0	0	0	1	0	3	2	1	0	0	0	0
02:00	6	-	37.7	7.5	0	0	0	0	0	2	0	1	3	0	0	0
03:00	4	-	37.3	7.6	0	0	0	0	0	1	1	0	2	0	0	0
04:00	11	38.1	34	6.3	0	0	0	0	0	4	4	2	0	1	0	0
05:00	88	37.4	31.7	6.3	0	0	0	1	11	33	27	8	5	3	0	0
06:00	126	34.1	29.1	4.9	0	0	0	8	17	60	35	5	1	0	0	0
07:00	384	30.1	25.8	5	2	0	10	24	161	157	26	3	0	0	0	1
08:00	373	31.4	26.8	4.9	0	0	8	29	109	166	59	2	0	0	0	0
09:00	237	32.3	27.5	4.9	0	0	2	18	58	112	41	6	0	0	0	0
10:00	250	30.8	26.4	4.9	0	0	3	31	69	113	31	3	0	0	0	0
11:00	295	30.9	26.4	5.3	0	0	12	28	80	133	36	6	0	0	0	0
12:00	365	30.8	26.5	5.1	0	0	5	48	94	169	42	6	1	0	0	0
13:00	366	30.9	26.5	5	0	0	6	41	102	166	44	6	1	0	0	0
14:00	450	30.4	26	5.1	0	1	9	49	153	192	41	3	1	0	0	1
15:00	456	30.2	25.5	5	0	1	8	72	150	187	34	3	0	1	0	0
16:00	493	30	25.3	4.8	0	0	17	60	177	204	34	1	0	0	0	0
17:00	487	29.8	24.8	4.8	0	0	7	84	215	143	35	2	0	1	0	0
18:00	337	30.6	25.4	5.5	0	0	12	57	111	116	34	6	1	0	0	0
19:00	194	30.8	27.2	4.6	0	0	4	8	54	102	23	2	1	0	0	0
20:00	138	30.8	26.6	5.6	0	0	3	20	29	67	13	5	1	0	0	0
21:00	99	33.5	27.7	6.1	0	0	3	9	21	42	17	6	0	1	0	0
22:00	93	33.8	28.1	5.3	0	0	2	3	26	36	21	5	0	0	0	0
23:00	49	36.1	29.6	5.3	0	0	0	0	13	20	8	8	0	0	0	0
12H,7-19	4493	30.6	25.9	5.1	2	2	99	541	1479	1858	457	47	4	2	0	2
16H,6-22	5050	30.7	26.1	5.1	2	2	109	586	1600	2129	545	65	7	3	0	2
18H,6-24	5192	30.7	26.2	5.1	2	2	111	589	1639	2185	574	78	7	3	0	2
24H,0-24	5331	30.9	26.3	5.3	2	2	112	591	1654	2236	612	95	17	8	0	2

12835 OXFORDSHIRE Site No: 12835015 Location Site 15 - Oxford Rd, Farmoor (W of Cumnor Rd)
 Wed 08-Nov-23 to Tue 21-Nov-23 Channel: Westbound

Time Period	Total Vehicles	85%ile Speed	Mean Speed	Stand Dev.	<6Mph	6-<11	11-<16	16-<21	21-<26	26-<31	31-<36	36-<41	41-<46	46-<51	51-<56	=>56
Sat 18-Nov-23																
00:00	26	35.2	30.4	5.3	0	0	0	2	1	11	9	3	0	0	0	0
01:00	8	-	29.8	5.4	0	0	0	1	0	3	4	0	0	0	0	0
02:00	10	34.6	31.5	3.8	0	0	0	0	1	2	7	0	0	0	0	0
03:00	9	-	34.1	9.6	0	0	0	0	2	2	2	1	0	2	0	0
04:00	8	-	32.9	13.8	0	1	0	0	0	2	3	1	0	0	0	1
05:00	46	35.6	30.8	5.4	0	0	0	0	8	18	13	5	2	0	0	0
06:00	35	33.7	28.6	5.5	0	0	0	3	6	16	8	1	1	0	0	0
07:00	99	33.5	29	4.5	0	0	0	1	21	50	23	2	2	0	0	0
08:00	147	33.6	28.6	5	0	0	0	8	29	73	28	7	2	0	0	0
09:00	186	31.6	26.5	5.3	0	1	5	15	60	73	29	3	0	0	0	0
10:00	284	29.9	25.6	4.5	0	0	3	34	110	119	15	3	0	0	0	0
11:00	344	29.8	25.1	4.8	0	0	9	54	126	134	19	1	1	0	0	0
12:00	363	30.2	26	4.5	0	0	8	26	135	165	27	2	0	0	0	0
13:00	340	30.6	26.1	4.8	0	0	2	49	101	150	34	4	0	0	0	0
14:00	333	30.1	26.1	4.4	0	1	3	17	145	141	24	1	0	0	1	0
15:00	342	29.9	25.4	4.5	0	0	9	38	130	144	21	0	0	0	0	0
16:00	356	28.7	24.2	4	0	0	1	65	183	98	9	0	0	0	0	0
17:00	294	28.8	23.2	5.2	0	1	22	68	123	64	15	1	0	0	0	0
18:00	228	30.2	25.1	5.3	0	1	8	39	69	91	18	2	0	0	0	0
19:00	158	30.7	25.8	6	0	0	5	29	41	62	14	5	2	0	0	0
20:00	99	31.6	26.8	5.2	0	0	1	6	40	35	14	2	0	1	0	0
21:00	84	30.9	27.8	4.7	0	0	0	6	17	48	8	5	0	0	0	0
22:00	77	31.8	28.1	4.6	0	0	0	5	13	45	12	1	1	0	0	0
23:00	50	34.3	28.8	6.4	0	0	3	0	11	18	15	2	0	1	0	0
12H,7-19	3316	30.2	25.6	4.9	0	4	70	414	1232	1302	262	26	5	0	1	0
16H,6-22	3692	30.3	25.7	5	0	4	76	458	1336	1463	306	39	8	1	1	0
18H,6-24	3819	30.4	25.8	5	0	4	79	463	1360	1526	333	42	9	2	1	0
24H,0-24	3926	30.5	25.9	5.1	0	5	79	466	1372	1564	371	52	11	4	1	1

12835 OXFORDSHIRE Site No: 12835015 Location Site 15 - Oxford Rd, Farmoor (W of Cumnor Rd)
 Wed 08-Nov-23 to Tue 21-Nov-23 Channel: Westbound

Time Period	Total Vehicles	85%ile Speed	Mean Speed	Stand Dev.	<6Mph	6-<11	11-<16	16-<21	21-<26	26-<31	31-<36	36-<41	41-<46	46-<51	51-<56	=>56
Sun 19-Nov-23																
00:00	32	33.3	27.9	5.1	0	0	0	2	10	11	8	1	0	0	0	0
01:00	11	35.6	31.2	4.9	0	0	0	0	1	5	3	2	0	0	0	0
02:00	9	-	32.4	5.6	0	0	0	0	0	5	2	1	1	0	0	0
03:00	7	-	37.8	6.8	0	0	0	0	0	1	2	2	1	1	0	0
04:00	4	-	44.8	11.1	0	0	0	0	0	0	1	1	0	1	0	1
05:00	38	38.3	32.3	5.9	0	0	0	1	3	12	13	6	3	0	0	0
06:00	23	35.4	29.4	6.5	0	0	0	3	4	5	8	3	0	0	0	0
07:00	47	30.9	28.3	4	0	0	0	1	9	30	5	2	0	0	0	0
08:00	72	32.8	28.3	4.8	0	0	0	4	15	37	13	2	1	0	0	0
09:00	140	34.1	28.6	5.7	0	0	4	10	18	66	33	8	1	0	0	0
10:00	217	31	27.2	4.8	0	0	3	18	50	113	29	3	1	0	0	0
11:00	318	30.8	27.1	4.5	0	0	2	28	74	171	41	2	0	0	0	0
12:00	405	30.4	26.2	4.6	0	0	4	35	151	173	37	3	2	0	0	0
13:00	368	29.9	25.1	4.7	0	0	6	67	121	151	23	0	0	0	0	0
14:00	320	30.2	25.5	4.9	0	0	6	42	122	120	29	0	0	0	1	0
15:00	352	30	25	5.2	0	1	20	41	126	140	22	2	0	0	0	0
16:00	303	29	24	4.8	0	0	11	60	141	74	14	3	0	0	0	0
17:00	224	30.4	25.8	4.9	0	1	6	20	85	89	21	2	0	0	0	0
18:00	170	30.7	27	4.7	0	0	0	20	36	93	18	2	1	0	0	0
19:00	107	31.5	27.6	5.2	0	0	2	9	19	59	14	3	1	0	0	0
20:00	112	32.7	27	5.9	0	0	1	17	28	43	17	4	2	0	0	0
21:00	42	36.3	30.2	6.8	0	0	0	2	7	20	6	4	1	2	0	0
22:00	48	34.9	29	6.5	0	0	2	2	7	23	8	5	0	1	0	0
23:00	23	33.9	30.5	4.2	0	0	0	0	1	14	7	0	1	0	0	0
12H,7-19	2936	30.5	26	5	0	2	62	346	948	1257	285	29	6	0	1	0
16H,6-22	3220	30.6	26.2	5.1	0	2	65	377	1006	1384	330	43	10	2	1	0
18H,6-24	3291	30.7	26.2	5.1	0	2	67	379	1014	1421	345	48	11	3	1	0
24H,0-24	3392	30.8	26.4	5.3	0	2	67	382	1028	1455	374	61	16	5	1	1

12835 OXFORDSHIRE Site No: 12835015 Location Site 15 - Oxford Rd, Farmoor (W of Cumnor Rd)
 Wed 08-Nov-23 to Tue 21-Nov-23 Channel: Westbound

Time Period	Total Vehicles	85%ile Speed	Mean Speed	Stand Dev.	<6Mph	6-<11	11-<16	16-<21	21-<26	26-<31	31-<36	36-<41	41-<46	46-<51	51-<56	=>56
Mon 20-Nov-23																
00:00	19	40.1	33	7.6	0	0	0	1	2	4	7	2	2	1	0	0
01:00	9	-	29.6	6.2	0	0	0	0	3	3	1	2	0	0	0	0
02:00	5	-	29.5	8.3	0	0	0	0	2	2	0	0	1	0	0	0
03:00	6	-	26.8	9.4	0	1	0	0	0	3	2	0	0	0	0	0
04:00	20	35.1	31.3	4.9	0	0	0	0	2	8	8	1	1	0	0	0
05:00	83	35.8	31.6	5.8	0	0	0	3	9	21	39	7	2	2	0	0
06:00	135	33.4	29	4.1	0	0	0	1	25	73	32	3	1	0	0	0
07:00	354	32.6	28.4	4.3	0	0	2	11	63	203	66	8	1	0	0	0
08:00	394	30.1	25.4	4.9	0	1	11	48	150	150	33	1	0	0	0	0
09:00	249	30	25.4	4.8	0	0	6	38	80	108	15	2	0	0	0	0
10:00	226	30.1	26.1	4	0	0	2	14	88	107	15	0	0	0	0	0
11:00	247	30.2	26	4.2	0	0	3	16	105	102	21	0	0	0	0	0
12:00	269	29.4	24.6	4.5	0	0	9	34	127	86	12	1	0	0	0	0
13:00	341	30.4	26.2	4.6	0	0	4	35	110	158	32	2	0	0	0	0
14:00	326	30.7	26.2	5.4	0	0	16	32	88	150	32	7	1	0	0	0
15:00	449	29	23.6	5.2	0	0	36	88	180	127	15	3	0	0	0	0
16:00	539	28.5	23.4	4.9	0	0	23	130	244	122	13	6	1	0	0	0
17:00	518	29.2	23.8	5.4	0	0	33	113	205	138	21	7	0	1	0	0
18:00	353	29.5	24.1	5.2	0	0	17	84	116	117	17	1	1	0	0	0
19:00	188	32	26.2	5.5	0	0	7	18	68	60	31	4	0	0	0	0
20:00	148	33	27.8	5.2	0	0	5	8	28	70	35	2	0	0	0	0
21:00	114	35	29	6.6	0	0	2	11	18	43	28	8	2	2	0	0
22:00	69	34.1	28.7	6	0	0	0	6	13	31	13	4	1	1	0	0
23:00	28	36.5	31.4	6.4	0	0	0	1	3	11	8	3	1	1	0	0
12H,7-19	4265	30	25	5.1	0	1	162	643	1556	1568	292	38	4	1	0	0
16H,6-22	4850	30.3	25.4	5.2	0	1	176	681	1695	1814	418	55	7	3	0	0
18H,6-24	4947	30.4	25.5	5.3	0	1	176	688	1711	1856	439	62	9	5	0	0
24H,0-24	5089	30.5	25.6	5.4	0	2	176	692	1729	1897	496	74	15	8	0	0

12835 OXFORDSHIRE Site No: 12835015 Location Site 15 - Oxford Rd, Farmoor (W of Cumnor Rd)
 Wed 08-Nov-23 to Tue 21-Nov-23 Channel: Westbound

Time Period	Total Vehicles	85%ile Speed	Mean Speed	Stand Dev.	<6Mph	6-<11	11-<16	16-<21	21-<26	26-<31	31-<36	36-<41	41-<46	46-<51	51-<56	=>56
Tue 21-Nov-23																
00:00	5	-	28.5	3.7	0	0	0	0	1	3	1	0	0	0	0	0
01:00	9	-	32.4	7.5	0	0	0	0	1	4	2	1	0	1	0	0
02:00	3	-	30.2	7.6	0	0	0	0	1	1	0	1	0	0	0	0
03:00	5	-	36.5	6.8	0	0	0	0	0	1	2	0	2	0	0	0
04:00	19	42.6	33.5	8.1	0	0	0	0	1	9	5	0	2	1	1	0
05:00	84	39.3	33.2	6.6	0	0	0	1	8	23	27	18	3	3	1	0
06:00	126	33.8	28.3	5.4	0	0	3	9	19	60	28	7	0	0	0	0
07:00	0	-	-	-	0	0	0	0	0	0	0	0	0	0	0	0
08:00	8	-	25.4	3	0	0	0	0	5	3	0	0	0	0	0	0
09:00	276	30.6	26.5	4.8	0	1	3	30	74	137	28	3	0	0	0	0
10:00	240	30.4	25.9	5.3	0	0	8	24	86	97	18	5	2	0	0	0
11:00	278	30.5	25.9	4.9	0	1	7	29	88	124	29	0	0	0	0	0
12:00	309	29.7	25	4.7	0	0	13	34	129	116	16	1	0	0	0	0
13:00	333	30.4	25.4	5.4	0	4	14	32	121	127	32	3	0	0	0	0
14:00	340	29.8	24.9	4.9	0	1	13	44	132	130	19	1	0	0	0	0
15:00	407	29.8	24	5.6	0	4	27	82	140	123	29	2	0	0	0	0
16:00	565	28.2	23.1	4.8	0	2	22	153	252	116	19	0	1	0	0	0
17:00	557	28.4	23.2	4.8	0	0	29	142	240	129	15	2	0	0	0	0
18:00	407	29.3	23.7	5.5	0	2	27	90	151	114	16	6	1	0	0	0
19:00	210	30.8	26.1	5.3	0	0	4	28	68	81	23	6	0	0	0	0
20:00	145	31.4	27.6	4.9	0	0	0	17	20	84	20	3	1	0	0	0
21:00	121	33.9	28.9	4.9	0	0	0	3	27	59	23	7	2	0	0	0
22:00	86	35	29	7.8	0	0	5	4	16	34	17	6	0	2	2	0
23:00	33	38.6	32	6.5	0	0	0	1	4	10	11	3	4	0	0	0
12H,7-19	3720	29.7	24.5	5.2	0	15	163	660	1418	1216	221	23	4	0	0	0
16H,6-22	4322	30.1	24.9	5.3	0	15	170	717	1552	1500	315	46	7	0	0	0
18H,6-24	4441	30.2	25	5.4	0	15	175	722	1572	1544	343	55	11	2	2	0
24H,0-24	4566	30.4	25.2	5.6	0	15	175	723	1584	1585	380	75	18	7	4	0

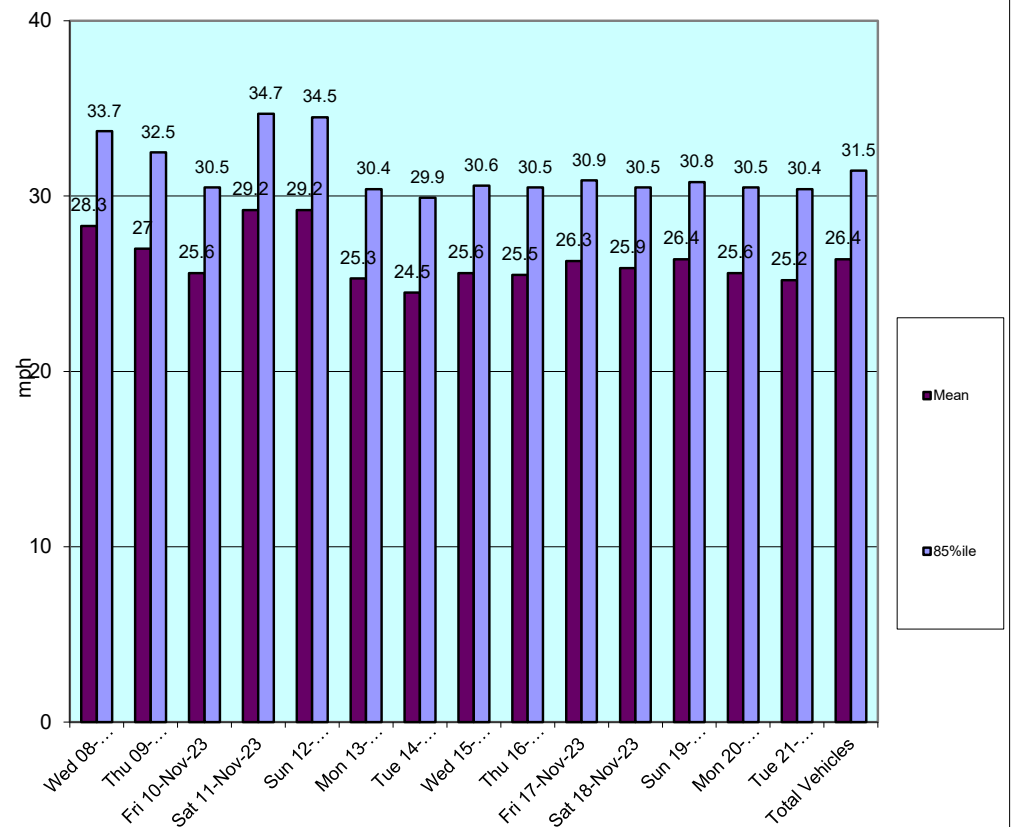
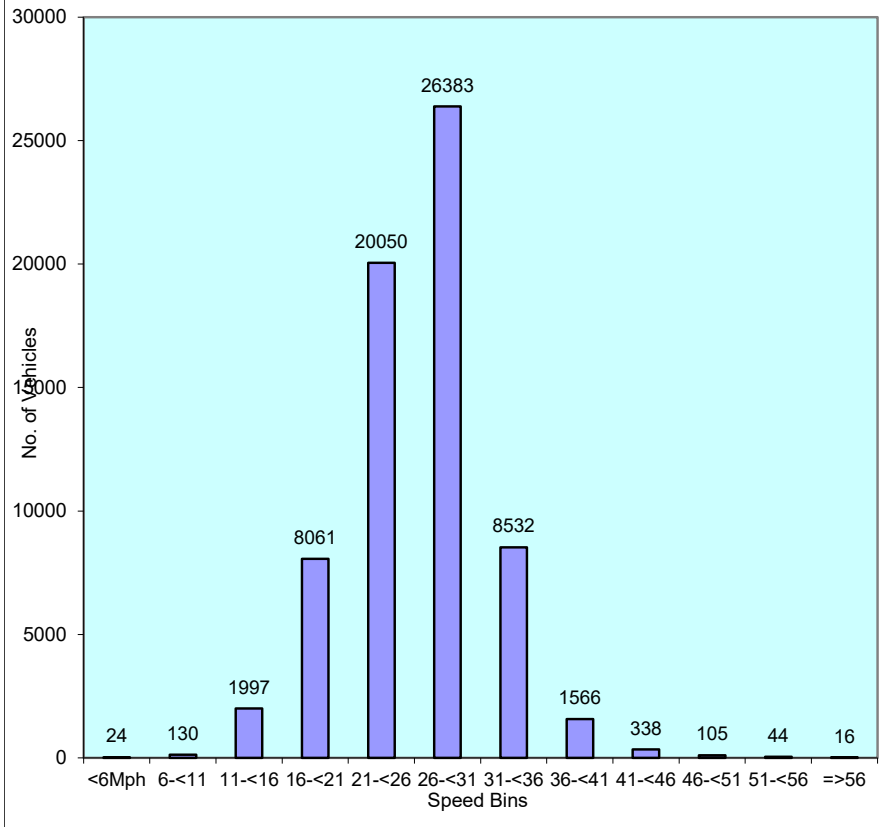
12835 OXFORDSHIRE Site No: 12835015 Location Site 15 - Oxford Rd, Farmoor (W of Cumnor Rd)
 Wed 08-Nov-23 to Tue 21-Nov-23 Channel: Westbound

Time Period	Total Vehicles	85%ile Speed	Mean Speed	Stand Dev.	<6Mph	6-<11	11-<16	16-<21	21-<26	26-<31	31-<36	36-<41	41-<46	46-<51	51-<56	=>56
Daily Totals																
Wed 08-Nov-23	5439	33.7	28.3	5.6	3	18	102	332	1009	2543	1141	227	43	14	3	4
Thu 09-Nov-23	5650	32.5	27	5.9	1	20	201	507	1363	2431	901	181	31	7	4	3
Fri 10-Nov-23	5252	30.5	25.6	5.5	0	5	173	727	1800	1936	496	72	31	6	4	2
Sat 11-Nov-23	4135	34.7	29.2	5.7	0	3	62	248	576	1810	1112	255	48	14	6	1
Sun 12-Nov-23	3269	34.5	29.2	5.7	0	3	37	184	474	1488	853	172	34	9	14	1
Mon 13-Nov-23	5038	30.4	25.3	5.4	0	11	163	747	1826	1756	433	74	20	6	1	1
Tue 14-Nov-23	5314	29.9	24.5	5.6	1	17	348	855	1966	1711	342	47	22	5	0	0
Wed 15-Nov-23	5445	30.6	25.6	5.5	3	12	177	796	1765	2055	529	86	14	4	4	0
Thu 16-Nov-23	5400	30.5	25.5	5.5	14	15	125	811	1904	1916	492	95	18	8	2	0
Fri 17-Nov-23	5331	30.9	26.3	5.3	2	2	112	591	1654	2236	612	95	17	8	0	2
Sat 18-Nov-23	3926	30.5	25.9	5.1	0	5	79	466	1372	1564	371	52	11	4	1	1
Sun 19-Nov-23	3392	30.8	26.4	5.3	0	2	67	382	1028	1455	374	61	16	5	1	1
Mon 20-Nov-23	5089	30.5	25.6	5.4	0	2	176	692	1729	1897	496	74	15	8	0	0
Tue 21-Nov-23	4566	30.4	25.2	5.6	0	15	175	723	1584	1585	380	75	18	7	4	0

12835 OXFORDSHIRE Site No: 12835015 Location Site 15 - Oxford Rd, Farmoor (W of Cumnor Rd)
 Wed 08-Nov-23 to Tue 21-Nov-23 Channel: Westbound

Time Period	Total Vehicles	85%ile Speed	Mean Speed	Stand Dev.	<6Mph	6-<11	11-<16	16-<21	21-<26	26-<31	31-<36	36-<41	41-<46	46-<51	51-<56	=>56
-------------	----------------	--------------	------------	------------	-------	-------	--------	--------	--------	--------	--------	--------	--------	--------	--------	------

Total Vehicles																
[--]	67246	31.5	26.4	5.5	24	130	1997	8061	20050	26383	8532	1566	338	105	44	16



12835		OXFORDSHIRE		Site No: 12835015		Location		Site 15 - Oxford Rd, Farmoor (W of C	
Channel: Westbound									
TIME								5-Day	
PERIOD	Wed 08-Nov-23	Thu 09-Nov-23	Fri 10-Nov-23	Sat 11-Nov-23	Sun 12-Nov-23	Mon 13-Nov-23	Tue 14-Nov-23	Av	
Week Begin: 08-Nov-23									
00:00	14	11	19	21	30	11	18	15	
01:00	10	8	12	13	11	9	6	9	
02:00	7	6	8	12	15	3	5	6	
03:00	16	12	5	5	7	4	3	8	
04:00	19	13	14	12	8	12	14	14	
05:00	70	94	85	41	33	87	87	85	
06:00	156	123	134	49	21	135	131	136	
07:00	404	440	376	96	34	379	377	395	
08:00	367	391	304	150	87	394	387	369	
09:00	241	262	300	215	140	266	287	271	
10:00	235	203	248	315	192	232	240	232	
11:00	286	243	284	326	283	252	248	263	
12:00	258	283	365	358	386	273	288	293	
13:00	341	341	351	301	355	319	313	333	
14:00	358	363	436	301	356	324	322	361	
15:00	479	480	427	336	336	434	434	451	
16:00	544	562	501	388	298	452	546	521	
17:00	576	558	448	314	240	521	619	544	
18:00	418	430	355	239	123	390	386	396	
19:00	257	321	196	165	110	203	225	240	
20:00	147	248	145	127	81	134	127	160	
21:00	144	140	96	146	57	106	137	125	
22:00	69	78	85	136	36	63	78	75	
23:00	23	40	58	69	30	35	36	38	
12H,7-19	4507	4556	4395	3339	2830	4236	4447	4428	
16H,6-22	5211	5388	4966	3826	3099	4814	5067	5089	
18H,6-24	5303	5506	5109	4031	3165	4912	5181	5202	
24H,0-24	5439	5650	5252	4135	3269	5038	5314	5339	
Am	07:00	07:00	07:00	11:00	11:00	08:00	08:00	-	
Peak	404	440	376	326	283	394	387	400	
Pm	17:00	16:00	16:00	16:00	12:00	17:00	17:00	-	
Peak	576	562	501	388	386	521	619	556	

Cumnor Rd)

7-Day Av	Wed 15-Nov-23	Thu 16-Nov-23	Fri 17-Nov-23	Sat 18-Nov-23	Sun 19-Nov-23	Mon 20-Nov-23	Tue 21-Nov-23	5-Day Av	7-Day Av
18	18	15	23	26	32	19	5	16	20
10	7	7	7	8	11	9	9	8	8
8	6	5	6	10	9	5	3	5	6
7	7	9	4	9	7	6	5	6	7
13	10	11	11	8	4	20	19	14	12
71	95	88	88	46	38	83	84	88	75
107	152	134	126	35	23	135	126	135	104
301	425	382	384	99	47	354	0	309	242
297	406	372	373	147	72	394	8	311	253
244	242	268	237	186	140	249	276	254	228
238	254	227	250	284	217	226	240	239	243
275	293	274	295	344	318	247	278	277	293
316	296	300	365	363	405	269	309	308	330
332	333	324	366	340	368	341	333	339	344
351	175	336	450	333	320	326	340	325	326
418	451	435	456	342	352	449	407	440	413
470	565	531	493	356	303	539	565	539	479
468	595	553	487	294	224	518	557	542	461
334	447	418	337	228	170	353	407	392	337
211	229	252	194	158	107	188	210	215	191
144	166	144	138	99	112	148	145	148	136
118	134	165	99	84	42	114	121	127	108
78	90	104	93	77	48	69	86	88	81
42	49	46	49	50	23	28	33	41	40
4044	4482	4420	4493	3316	2936	4265	3720	4276	3947
4624	5163	5115	5050	3692	3220	4850	4322	4900	4487
4744	5302	5265	5192	3819	3291	4947	4441	5029	4608
4871	5445	5400	5331	3926	3392	5089	4566	5166	4736
-	07:00	07:00	07:00	11:00	11:00	08:00	11:00	-	-
373	425	382	384	344	318	394	278	373	361
-	17:00	17:00	16:00	12:00	12:00	16:00	16:00	-	-
508	595	553	493	363	405	539	565	549	502

Classification Schemes

Scheme F Classification Scheme (Non-metric)

Scheme F is an attempt to implement the FWHA's visual classification scheme as an axle-based classification scheme. This is one of several interpretations.

Class	Vehicle Type	No. of Axles	Axle spacing in feet				
			Axle 1 to 2	Axle 2 to 3	Axle 3 to 4	Axle 4 to 5	Axle 5 to 6
1	motorcycle	2	<6.0				
2	passenger car	2	6.0 - 10.0				
	car + 1 axle trailer	3	<10.0	10.0 - 18.0			
	car + 2 axle trailer	4	<10.0		<3.5		
3	pickup	2	10.0 - 15.0				
	pickup + 1 axle trailer	3	10.0 - 15.0	10.0 - 18.0			
	pickup + 2 axle trailer	4	10.0 - 15.0		<3.5		
	pickup + 3 axle trailer	5	9.9 - 15.0			<3.5	
4	Traditional bus/coach	2	>20.0				
	Traditional bus/coach	3	>19.0				
5	single unit truck - dual rear axle/bus	2	14.9 - 20.0			<3.5	
6	3 axle truck	3		<18.0			
7	4 axle truck	4					
8	2S1	3		>18.0			
	2S2	4		>5.0	>3.5		
	3S1	4		<5.0	>10.0		
9	3S2	5		<6.1		3.5 - 8.0	
	5 axle combination	5					
10	6 axle combination	6			3.5 - 5.0		
	3S3	6					
11	2S1-2	5		>6.0			
12	3S1-2	6					>10.0
13	truck	7 or more					

12835 OXFORDSHIRE										
NOVEMBER 2023										
Site	Location	Direction	Start Date	End Date	Posted Speed Limit (PSL)	Total Vehicles	5 Day Ave.	7 Day Ave.	85%ile Speed	Mean Speed
Site No: 12835017	Site 17 - Eynsham Rd, Farmoor (E of Cumnor Rd) 51.76012, -1.34677	Channel: Eastbound	Wed 08-Nov-23	Tue 21-Nov-23	30	58304	4470	4165	35.7	31.1
		Channel: Westbound	Wed 08-Nov-23	Tue 21-Nov-23		60157	4742	4297	27.5	21.3

12835		OXFORDSHIRE				Site No: 12835017	Location Site 17 - Eynsham Rd, Farmoor (E of Cumnor Rd)								
Wed 08-Nov-23 to Tue 21-Nov-23						Channel: Eastbound									
TIME PERIOD	TOTAL VEHICLES	MOTOR-CYCLES	CARS OR CAR-BASED LGV	LIGHT GOODS VEHICLES	BUSES	TWO AXLE, SIX TYRE, RIGID/ BUSES	THREE AXLE RIGID	FOUR OR MORE AXLE RIGID	FOUR OR LESS AXLE ARTIC	FIVE AXLE ARTIC	SIX OR MORE AXLE ARTIC	FIVE OR LESS AXLE MULTI-TRAILER ARTIC	SIX AXLE MULTI-TRAILER ARTIC	SEVEN OR MORE AXLE ARTIC	
Wed 08-Nov-23															
00:00	4	0	4	0	0	0	0	0	0	0	0	0	0	0	
01:00	6	0	6	0	0	0	0	0	0	0	0	0	0	0	
02:00	2	0	1	1	0	0	0	0	0	0	0	0	0	0	
03:00	7	0	5	2	0	0	0	0	0	0	0	0	0	0	
04:00	13	0	11	2	0	0	0	0	0	0	0	0	0	0	
05:00	52	1	44	7	0	0	0	0	0	0	0	0	0	0	
06:00	288	1	251	23	0	0	9	0	2	0	0	2	0	0	
07:00	714	4	643	26	0	0	35	0	4	0	0	2	0	0	
08:00	459	7	413	12	0	0	23	0	2	0	1	1	0	0	
09:00	405	6	356	26	0	0	16	0	0	1	0	0	0	0	
10:00	341	0	308	26	0	2	3	0	2	0	0	0	0	0	
11:00	287	0	253	19	0	0	8	0	2	2	1	2	0	0	
12:00	295	2	265	12	0	1	11	0	3	0	1	0	0	0	
13:00	273	0	237	18	0	0	13	0	4	0	1	0	0	0	
14:00	341	3	302	16	0	0	18	0	1	1	0	0	0	0	
15:00	387	2	342	24	0	1	16	0	1	1	0	0	0	0	
16:00	573	2	527	19	0	0	24	0	1	0	0	0	0	0	
17:00	483	5	444	17	0	1	16	0	0	0	0	0	0	0	
18:00	387	3	354	4	0	0	19	2	4	0	0	1	0	0	
19:00	193	2	180	2	0	0	9	0	0	0	0	0	0	0	
20:00	72	1	66	2	1	0	1	0	0	0	1	0	0	0	
21:00	51	1	47	3	0	0	0	0	0	0	0	0	0	0	
22:00	44	0	41	2	0	0	0	0	0	0	0	1	0	0	
23:00	20	0	20	0	0	0	0	0	0	0	0	0	0	0	
12H,7-19	4945	34	4444	219	0	5	202	2	24	5	4	6	0	0	
16H,6-22	5549	39	4988	249	1	5	221	2	26	5	5	8	0	0	
18H,6-24	5613	39	5049	251	1	5	221	2	26	5	5	9	0	0	
24H,0-24	5697	40	5120	263	1	5	221	2	26	5	5	9	0	0	

12835		OXFORDSHIRE				Site No: 12835017	Location	Site 17 - Eynsham Rd, Farmoor (E of Cumnor Rd)							
Wed 08-Nov-23 to Tue 21-Nov-23						Channel: Eastbound									
TIME PERIOD	TOTAL VEHICLES	MOTOR-CYCLES	CARS OR CAR-BASED LGV	LIGHT GOODS VEHICLES	BUSES	TWO AXLE, SIX TYRE, RIGID/ BUSES	THREE AXLE RIGID	FOUR OR MORE AXLE RIGID	FOUR OR LESS AXLE ARTIC	FIVE AXLE ARTIC	SIX OR MORE AXLE ARTIC	FIVE OR LESS AXLE MULTI-TRAILER ARTIC	SIX AXLE MULTI-TRAILER ARTIC	SEVEN OR MORE AXLE ARTIC	
Thu 09-Nov-23															
00:00	6	0	5	1	0	0	0	0	0	0	0	0	0	0	
01:00	4	1	2	1	0	0	0	0	0	0	0	0	0	0	
02:00	6	0	4	1	0	0	0	0	0	0	1	0	0	0	
03:00	2	0	1	1	0	0	0	0	0	0	0	0	0	0	
04:00	11	0	8	3	0	0	0	0	0	0	0	0	0	0	
05:00	64	1	49	8	0	2	2	0	1	0	0	1	0	0	
06:00	274	1	249	13	0	0	6	1	3	0	0	1	0	0	
07:00	720	11	643	28	0	0	32	0	6	0	0	0	0	0	
08:00	472	7	420	19	0	0	23	0	2	0	1	0	0	0	
09:00	370	2	323	24	0	0	17	0	3	0	1	0	0	0	
10:00	300	3	254	27	1	0	7	0	3	1	1	3	0	0	
11:00	281	1	238	19	0	3	13	0	3	1	1	2	0	0	
12:00	276	4	239	19	0	3	8	0	2	0	0	1	0	0	
13:00	272	2	238	21	0	2	3	0	5	0	0	1	0	0	
14:00	330	5	269	28	0	1	20	0	6	0	0	1	0	0	
15:00	258	3	216	20	0	1	13	1	4	0	0	0	0	0	
16:00	278	4	240	14	0	1	15	0	2	1	0	1	0	0	
17:00	325	2	270	31	0	1	15	0	4	0	1	1	0	0	
18:00	299	5	263	12	1	1	14	1	2	0	0	0	0	0	
19:00	175	1	163	1	0	0	10	0	0	0	0	0	0	0	
20:00	102	1	94	1	0	0	4	2	0	0	0	0	0	0	
21:00	57	1	50	2	0	0	3	1	0	0	0	0	0	0	
22:00	55	0	49	1	0	1	3	0	0	0	0	1	0	0	
23:00	54	0	51	1	0	0	1	0	0	0	1	0	0	0	
12H,7-19	4181	49	3613	262	2	13	180	2	42	3	5	10	0	0	
16H,6-22	4789	53	4169	279	2	13	203	6	45	3	5	11	0	0	
18H,6-24	4898	53	4269	281	2	14	207	6	45	3	6	12	0	0	
24H,0-24	4991	55	4338	296	2	16	209	6	46	3	7	13	0	0	

12835		OXFORDSHIRE				Site No: 12835017	Location Site 17 - Eynsham Rd, Farmoor (E of Cumnor Rd)								
Wed 08-Nov-23 to Tue 21-Nov-23						Channel: Eastbound									
TIME PERIOD	TOTAL VEHICLES	MOTOR-CYCLES	CARS OR CAR-BASED LGV	LIGHT GOODS VEHICLES	BUSES	TWO AXLE, SIX TYRE, RIGID/ BUSES	THREE AXLE RIGID	FOUR OR MORE AXLE RIGID	FOUR OR LESS AXLE ARTIC	FIVE AXLE ARTIC	SIX OR MORE AXLE ARTIC	FIVE OR LESS AXLE MULTI-TRAILER ARTIC	SIX AXLE MULTI-TRAILER ARTIC	SEVEN OR MORE AXLE ARTIC	
Fri 10-Nov-23															
00:00	15	0	15	0	0	0	0	0	0	0	0	0	0	0	
01:00	12	0	12	0	0	0	0	0	0	0	0	0	0	0	
02:00	5	0	5	0	0	0	0	0	0	0	0	0	0	0	
03:00	10	0	9	0	0	0	0	0	0	0	1	0	0	0	
04:00	17	0	15	1	0	0	0	0	0	0	0	1	0	0	
05:00	72	0	60	7	0	0	2	0	1	0	2	0	0	0	
06:00	219	0	187	10	0	1	16	0	3	0	1	1	0	0	
07:00	295	2	251	20	0	1	17	0	2	0	1	1	0	0	
08:00	325	2	285	14	0	0	19	1	0	0	1	2	1	0	
09:00	378	2	331	20	0	0	20	0	3	1	0	1	0	0	
10:00	313	2	265	20	0	3	21	1	1	0	0	0	0	0	
11:00	265	2	233	21	0	1	6	0	2	0	0	0	0	0	
12:00	236	1	204	8	0	1	16	0	4	1	0	1	0	0	
13:00	288	4	240	20	0	1	19	0	2	0	1	1	0	0	
14:00	314	2	275	13	0	0	17	0	5	0	1	1	0	0	
15:00	345	2	279	24	0	1	30	2	2	0	2	3	0	0	
16:00	275	3	243	16	0	1	9	1	0	0	2	0	0	0	
17:00	319	4	281	11	0	0	22	1	0	0	0	0	0	0	
18:00	321	5	281	5	0	0	25	3	2	0	0	0	0	0	
19:00	185	1	172	2	0	0	9	1	0	0	0	0	0	0	
20:00	74	1	68	5	0	0	0	0	0	0	0	0	0	0	
21:00	59	1	56	1	0	1	0	0	0	0	0	0	0	0	
22:00	50	0	46	2	0	1	0	0	0	0	0	1	0	0	
23:00	37	0	34	0	1	1	0	0	0	0	0	1	0	0	
12H,7-19	3674	31	3168	192	0	9	221	9	23	2	8	10	1	0	
16H,6-22	4211	34	3651	210	0	11	246	10	26	2	9	11	1	0	
18H,6-24	4298	34	3731	212	1	13	246	10	26	2	9	13	1	0	
24H,0-24	4429	34	3847	220	1	13	248	10	27	2	12	14	1	0	

12835		OXFORDSHIRE				Site No: 12835017	Location Site 17 - Eynsham Rd, Farmoor (E of Cumnor Rd)								
Wed 08-Nov-23 to Tue 21-Nov-23						Channel: Eastbound									
TIME PERIOD	TOTAL VEHICLES	MOTOR-CYCLES	CARS OR CAR-BASED LGV	LIGHT GOODS VEHICLES	BUSES	TWO AXLE, SIX TYRE, RIGID/ BUSES	THREE AXLE RIGID	FOUR OR MORE AXLE RIGID	FOUR OR LESS AXLE ARTIC	FIVE AXLE ARTIC	SIX OR MORE AXLE ARTIC	FIVE OR LESS AXLE MULTI-TRAILER ARTIC	SIX AXLE MULTI-TRAILER ARTIC	SEVEN OR MORE AXLE ARTIC	
Sat 11-Nov-23															
00:00	26	0	24	2	0	0	0	0	0	0	0	0	0	0	
01:00	10	0	10	0	0	0	0	0	0	0	0	0	0	0	
02:00	7	0	6	1	0	0	0	0	0	0	0	0	0	0	
03:00	4	0	1	2	0	0	0	0	0	0	1	0	0	0	
04:00	12	0	8	2	0	0	0	0	0	0	2	0	0	0	
05:00	23	0	18	4	0	0	0	0	0	0	1	0	0	0	
06:00	55	0	54	1	0	0	0	0	0	0	0	0	0	0	
07:00	116	1	97	15	1	0	2	0	0	0	0	0	0	0	
08:00	187	0	174	8	0	2	2	0	1	0	0	0	0	0	
09:00	282	0	257	7	0	1	15	1	1	0	0	0	0	0	
10:00	342	5	313	13	0	0	11	0	0	0	0	0	0	0	
11:00	313	3	295	10	0	0	4	0	1	0	0	0	0	0	
12:00	344	9	315	13	0	0	7	0	0	0	0	0	0	0	
13:00	319	4	294	10	0	0	10	0	1	0	0	0	0	0	
14:00	320	8	297	8	0	0	6	0	1	0	0	0	0	0	
15:00	267	6	243	2	0	0	15	1	0	0	0	0	0	0	
16:00	295	3	267	4	0	0	18	1	1	0	0	1	0	0	
17:00	336	4	303	8	0	0	18	2	1	0	0	0	0	0	
18:00	186	3	171	1	0	0	11	0	0	0	0	0	0	0	
19:00	112	1	104	3	0	0	4	0	0	0	0	0	0	0	
20:00	51	2	46	2	0	0	1	0	0	0	0	0	0	0	
21:00	49	1	47	1	0	0	0	0	0	0	0	0	0	0	
22:00	40	0	39	0	0	1	0	0	0	0	0	0	0	0	
23:00	45	0	42	2	0	0	0	0	1	0	0	0	0	0	
12H,7-19	3307	46	3026	99	1	3	119	5	7	0	0	1	0	0	
16H,6-22	3574	50	3277	106	1	3	124	5	7	0	0	1	0	0	
18H,6-24	3659	50	3358	108	1	4	124	5	8	0	0	1	0	0	
24H,0-24	3741	50	3425	119	1	4	124	5	8	0	4	1	0	0	

12835		OXFORDSHIRE				Site No: 12835017	Location Site 17 - Eynsham Rd, Farmoor (E of Cumnor Rd)								
Wed 08-Nov-23 to Tue 21-Nov-23						Channel: Eastbound									
TIME PERIOD	TOTAL VEHICLES	MOTOR-CYCLES	CARS OR CAR-BASED LGV	LIGHT GOODS VEHICLES	BUSES	TWO AXLE, SIX TYRE, RIGID/ BUSES	THREE AXLE RIGID	FOUR OR MORE AXLE RIGID	FOUR OR LESS AXLE ARTIC	FIVE AXLE ARTIC	SIX OR MORE AXLE ARTIC	FIVE OR LESS AXLE MULTI-TRAILER ARTIC	SIX AXLE MULTI-TRAILER ARTIC	SEVEN OR MORE AXLE ARTIC	
Sun 12-Nov-23															
00:00	18	0	17	1	0	0	0	0	0	0	0	0	0	0	
01:00	10	0	10	0	0	0	0	0	0	0	0	0	0	0	
02:00	8	0	7	0	0	0	0	0	1	0	0	0	0	0	
03:00	2	0	2	0	0	0	0	0	0	0	0	0	0	0	
04:00	8	0	7	1	0	0	0	0	0	0	0	0	0	0	
05:00	7	0	6	1	0	0	0	0	0	0	0	0	0	0	
06:00	27	0	25	1	0	0	0	0	1	0	0	0	0	0	
07:00	77	1	70	5	0	1	0	0	0	0	0	0	0	0	
08:00	101	1	92	6	0	1	0	0	0	0	0	1	0	0	
09:00	212	1	199	9	0	0	2	0	0	1	0	0	0	0	
10:00	352	2	312	5	0	0	30	2	1	0	0	0	0	0	
11:00	354	2	311	4	0	0	35	0	0	0	0	2	0	0	
12:00	405	1	370	9	0	0	24	0	0	0	1	0	0	0	
13:00	374	1	327	8	0	0	38	0	0	0	0	0	0	0	
14:00	289	3	255	4	0	1	25	0	1	0	0	0	0	0	
15:00	246	1	221	3	0	0	16	0	3	0	1	1	0	0	
16:00	241	1	222	4	0	0	12	0	2	0	0	0	0	0	
17:00	230	2	212	4	0	0	11	0	0	0	0	1	0	0	
18:00	180	2	165	3	0	0	10	0	0	0	0	0	0	0	
19:00	141	0	131	6	0	0	2	0	2	0	0	0	0	0	
20:00	52	0	51	0	0	0	1	0	0	0	0	0	0	0	
21:00	41	0	35	4	0	0	2	0	0	0	0	0	0	0	
22:00	28	0	27	1	0	0	0	0	0	0	0	0	0	0	
23:00	15	0	13	1	0	0	0	0	0	0	0	1	0	0	
12H,7-19	3061	18	2756	64	0	3	203	2	7	1	2	5	0	0	
16H,6-22	3322	18	2998	75	0	3	208	2	10	1	2	5	0	0	
18H,6-24	3365	18	3038	77	0	3	208	2	10	1	2	6	0	0	
24H,0-24	3418	18	3087	80	0	3	208	2	11	1	2	6	0	0	

12835		OXFORDSHIRE				Site No: 12835017		Location Site 17 - Eynsham Rd, Farmoor (E of Cumnor Rd)													
Wed 08-Nov-23 to Tue 21-Nov-23						Channel: Eastbound															
TIME PERIOD	TOTAL VEHICLES	MOTOR-CYCLES	CARS OR CAR-BASED LGV			TWO AXLE, SIX TYRE, RIGID/ BUSES		THREE AXLE RIGID		FOUR OR MORE AXLE RIGID		FOUR OR LESS AXLE ARTIC		SIX OR MORE AXLE ARTIC		FIVE OR LESS AXLE MULTI-TRAILER ARTIC		SIX AXLE MULTI-TRAILER ARTIC		SEVEN OR MORE AXLE ARTIC	
Mon 13-Nov-23																					
00:00	10	0	8	1	0	1	0	0	0	0	0	0	0	0	0	0	0	0	0	0	
01:00	3	0	2	1	0	0	0	0	0	0	0	0	0	0	0	0	0	0	0	0	
02:00	2	0	2	0	0	0	0	0	0	0	0	0	0	0	0	0	0	0	0	0	
03:00	3	0	3	0	0	0	0	0	0	0	0	0	0	0	0	0	0	0	0	0	
04:00	14	0	11	3	0	0	0	0	0	0	0	0	0	0	0	0	0	0	0	0	
05:00	62	0	55	4	0	1	2	0	0	0	0	0	0	0	0	0	0	0	0	0	
06:00	219	1	192	21	0	1	3	0	1	0	0	0	0	0	0	0	0	0	0	0	
07:00	518	2	478	33	0	0	3	1	1	0	0	0	0	0	0	0	0	0	0	0	
08:00	296	6	256	22	2	1	6	0	2	0	1	0	0	0	0	0	0	0	0	0	
09:00	265	1	229	19	1	2	9	0	2	1	0	0	1	0	1	0	0	0	0	0	
10:00	229	1	194	26	0	1	5	0	1	0	0	0	1	0	1	0	0	0	0	0	
11:00	250	2	214	15	0	1	10	0	6	1	1	0	1	0	0	0	0	0	0	0	
12:00	258	2	227	13	1	0	10	0	2	0	0	0	3	0	0	0	0	0	0	0	
13:00	266	2	228	19	0	2	10	1	2	0	0	0	2	0	0	0	0	0	0	0	
14:00	212	1	184	14	0	0	7	0	6	0	0	0	0	0	0	0	0	0	0	0	
15:00	286	4	242	21	0	2	11	0	1	0	2	0	3	0	0	0	0	0	0	0	
16:00	312	3	279	19	0	0	9	0	2	0	0	0	0	0	0	0	0	0	0	0	
17:00	249	2	234	9	0	0	4	0	0	0	0	0	0	0	0	0	0	0	0	0	
18:00	204	3	189	5	0	0	6	0	0	0	1	0	0	0	0	0	0	0	0	0	
19:00	122	2	108	3	0	0	8	0	0	0	0	0	1	0	0	0	0	0	0	0	
20:00	56	0	49	3	0	0	3	0	0	0	0	0	1	0	0	0	0	0	0	0	
21:00	43	1	39	0	0	0	2	0	1	0	0	0	0	0	0	0	0	0	0	0	
22:00	42	1	40	0	0	0	1	0	0	0	0	0	0	0	0	0	0	0	0	0	
23:00	19	0	19	0	0	0	0	0	0	0	0	0	0	0	0	0	0	0	0	0	
12H,7-19	3345	29	2954	215	4	9	90	2	25	2	5	10	0	0	0	0	0	0	0	0	
16H,6-22	3785	33	3342	242	4	10	106	2	27	2	5	12	0	0	0	0	0	0	0	0	
18H,6-24	3846	34	3401	242	4	10	107	2	27	2	5	12	0	0	0	0	0	0	0	0	
24H,0-24	3940	34	3482	251	4	12	109	2	27	2	5	12	0	0	0	0	0	0	0	0	

12835		OXFORDSHIRE				Site No: 12835017	Location Site 17 - Eynsham Rd, Farmoor (E of Cumnor Rd)								
Wed 08-Nov-23 to Tue 21-Nov-23						Channel: Eastbound									
TIME PERIOD	TOTAL VEHICLES	MOTOR-CYCLES	CARS OR CAR-BASED LGV	LIGHT GOODS VEHICLES	BUSES	TWO AXLE, SIX TYRE, RIGID/ BUSES	THREE AXLE RIGID	FOUR OR MORE AXLE RIGID	FOUR OR LESS AXLE ARTIC	FIVE AXLE ARTIC	SIX OR MORE AXLE ARTIC	FIVE OR LESS AXLE MULTI-TRAILER ARTIC	SIX AXLE MULTI-TRAILER ARTIC	SEVEN OR MORE AXLE ARTIC	
Tue 14-Nov-23															
00:00	9	0	8	0	0	1	0	0	0	0	0	0	0	0	
01:00	3	0	2	0	0	0	0	0	0	0	1	0	0	0	
02:00	2	0	2	0	0	0	0	0	0	0	0	0	0	0	
03:00	1	0	1	0	0	0	0	0	0	0	0	0	0	0	
04:00	13	0	11	2	0	0	0	0	0	0	0	0	0	0	
05:00	56	0	53	1	0	1	1	0	0	0	0	0	0	0	
06:00	308	3	274	13	0	0	12	0	1	1	1	3	0	0	
07:00	342	5	295	22	0	0	17	1	2	0	0	0	0	0	
08:00	338	8	299	13	1	0	14	0	2	0	0	1	0	0	
09:00	327	1	285	17	0	1	20	0	2	0	1	0	0	0	
10:00	308	2	269	13	0	0	18	0	2	1	0	3	0	0	
11:00	274	1	233	21	0	1	16	0	2	0	0	0	0	0	
12:00	260	1	213	22	0	1	18	0	3	2	0	0	0	0	
13:00	267	4	228	17	0	0	15	1	2	0	0	0	0	0	
14:00	246	3	216	12	0	0	9	0	2	2	1	1	0	0	
15:00	300	2	266	13	0	1	15	0	2	0	0	1	0	0	
16:00	394	2	338	25	0	1	21	0	5	1	0	1	0	0	
17:00	329	1	288	15	0	1	19	0	3	0	0	2	0	0	
18:00	166	2	146	6	0	1	9	0	1	0	0	1	0	0	
19:00	113	0	101	4	0	1	5	0	1	1	0	0	0	0	
20:00	80	0	74	1	0	0	5	0	0	0	0	0	0	0	
21:00	74	1	69	1	0	0	3	0	0	0	0	0	0	0	
22:00	56	0	53	1	0	0	2	0	0	0	0	0	0	0	
23:00	14	0	12	0	0	0	2	0	0	0	0	0	0	0	
12H,7-19	3551	32	3076	196	1	7	191	2	28	6	2	10	0	0	
16H,6-22	4126	36	3594	215	1	8	216	2	30	8	3	13	0	0	
18H,6-24	4196	36	3659	216	1	8	220	2	30	8	3	13	0	0	
24H,0-24	4280	36	3736	219	1	10	221	2	30	8	4	13	0	0	

12835		OXFORDSHIRE				Site No: 12835017		Location Site 17 - Eynsham Rd, Farmoor (E of Cumnor Rd)													
Wed 08-Nov-23 to Tue 21-Nov-23						Channel: Eastbound															
TIME PERIOD	TOTAL VEHICLES	MOTOR-CYCLES	CARS OR CAR-BASED LGV			TWO AXLE, SIX TYRE, RIGID/ BUSES		THREE AXLE RIGID		FOUR OR MORE AXLE RIGID		FOUR OR LESS AXLE ARTIC		SIX OR MORE AXLE ARTIC		FIVE OR LESS AXLE MULTI-TRAILER ARTIC		SIX AXLE MULTI-TRAILER ARTIC		SEVEN OR MORE AXLE ARTIC	
Wed 15-Nov-23																					
00:00	2	0	2	0	0	0	0	0	0	0	0	0	0	0	0	0	0	0	0	0	
01:00	11	0	10	0	0	0	0	0	0	0	0	0	1	0	0	0	0	0	0	0	
02:00	1	0	1	0	0	0	0	0	0	0	0	0	0	0	0	0	0	0	0	0	
03:00	4	0	3	1	0	0	0	0	0	0	0	0	0	0	0	0	0	0	0	0	
04:00	15	0	13	1	0	0	1	0	0	0	0	0	0	0	0	0	0	0	0	0	
05:00	59	0	55	2	0	0	2	0	0	0	0	0	0	0	0	0	0	0	0	0	
06:00	245	3	207	12	1	0	16	0	5	0	0	0	1	0	0	0	0	0	0	0	
07:00	365	5	310	24	0	0	21	0	4	0	1	0	0	0	0	0	0	0	0	0	
08:00	445	11	378	22	0	1	28	0	4	0	0	0	1	0	0	0	0	0	0	0	
09:00	346	2	300	17	0	0	24	0	1	1	1	1	0	0	0	0	0	0	0	0	
10:00	261	0	223	23	1	0	12	0	1	0	0	0	1	0	0	0	0	0	0	0	
11:00	242	1	209	21	0	0	7	0	1	0	3	0	0	0	0	0	0	0	0	0	
12:00	224	3	198	17	0	0	3	0	2	0	1	0	0	0	0	0	0	0	0	0	
13:00	229	1	195	19	0	2	9	0	1	0	1	1	1	0	0	0	0	0	0	0	
14:00	245	2	216	19	0	0	7	0	1	0	0	0	0	0	0	0	0	0	0	0	
15:00	344	2	308	16	0	2	10	0	4	1	0	0	1	0	0	0	0	0	0	0	
16:00	226	0	198	12	0	1	13	0	2	0	0	0	0	0	0	0	0	0	0	0	
17:00	349	3	311	7	0	0	26	0	0	1	1	0	0	0	0	0	0	0	0	0	
18:00	249	0	217	7	0	0	24	0	1	0	0	0	0	0	0	0	0	0	0	0	
19:00	156	0	135	4	0	0	16	0	0	0	1	0	0	0	0	0	0	0	0	0	
20:00	94	3	85	2	0	0	4	0	0	0	0	0	0	0	0	0	0	0	0	0	
21:00	70	1	63	1	0	0	5	0	0	0	0	0	0	0	0	0	0	0	0	0	
22:00	61	0	59	0	1	1	0	0	0	0	0	0	0	0	0	0	0	0	0	0	
23:00	22	0	18	2	0	1	0	0	0	0	1	0	0	0	0	0	0	0	0	0	
12H,7-19	3525	30	3063	204	1	6	184	0	22	3	8	4	0	0	0	0	0	0	0	0	
16H,6-22	4090	37	3553	223	2	6	225	0	27	3	9	5	0	0	0	0	0	0	0	0	
18H,6-24	4173	37	3630	225	3	8	225	0	27	3	10	5	0	0	0	0	0	0	0	0	
24H,0-24	4265	37	3714	229	3	8	228	0	27	3	11	5	0	0	0	0	0	0	0	0	

12835		OXFORDSHIRE				Site No: 12835017	Location Site 17 - Eynsham Rd, Farmoor (E of Cumnor Rd)								
Wed 08-Nov-23 to Tue 21-Nov-23						Channel: Eastbound									
TIME PERIOD	TOTAL VEHICLES	MOTOR-CYCLES	CARS OR CAR-BASED LGV	LIGHT GOODS VEHICLES	BUSES	TWO AXLE, SIX TYRE, RIGID/ BUSES	THREE AXLE RIGID	FOUR OR MORE AXLE RIGID	FOUR OR LESS AXLE ARTIC	FIVE AXLE ARTIC	SIX OR MORE AXLE ARTIC	FIVE OR LESS AXLE MULTI-TRAILER ARTIC	SIX AXLE MULTI-TRAILER ARTIC	SEVEN OR MORE AXLE ARTIC	
Thu 16-Nov-23															
00:00	7	0	6	1	0	0	0	0	0	0	0	0	0	0	
01:00	7	0	7	0	0	0	0	0	0	0	0	0	0	0	
02:00	4	0	4	0	0	0	0	0	0	0	0	0	0	0	
03:00	3	1	2	0	0	0	0	0	0	0	0	0	0	0	
04:00	11	0	8	3	0	0	0	0	0	0	0	0	0	0	
05:00	51	0	45	5	0	0	0	0	1	0	0	0	0	0	
06:00	286	1	258	12	0	0	13	1	1	0	0	0	0	0	
07:00	426	5	371	16	0	1	29	1	1	0	0	2	0	0	
08:00	424	6	364	25	0	0	25	0	1	1	0	2	0	0	
09:00	341	4	303	9	0	1	19	0	2	0	1	1	1	0	
10:00	302	1	277	11	0	1	10	0	1	0	0	1	0	0	
11:00	214	0	179	16	0	0	16	0	1	1	0	1	0	0	
12:00	253	3	226	11	0	0	12	0	0	0	1	0	0	0	
13:00	215	4	189	14	0	0	4	0	1	1	1	1	0	0	
14:00	272	4	241	16	0	0	9	0	1	0	1	0	0	0	
15:00	253	1	219	17	0	1	15	0	0	0	0	0	0	0	
16:00	281	1	248	6	0	2	20	0	0	2	1	1	0	0	
17:00	323	1	286	16	0	1	17	0	0	1	1	0	0	0	
18:00	298	0	266	9	0	0	19	1	3	0	0	0	0	0	
19:00	200	3	182	6	0	0	8	0	0	0	0	1	0	0	
20:00	73	0	69	1	0	0	2	0	1	0	0	0	0	0	
21:00	56	0	53	1	0	0	2	0	0	0	0	0	0	0	
22:00	82	0	79	1	0	0	2	0	0	0	0	0	0	0	
23:00	22	0	20	1	0	0	0	0	0	0	1	0	0	0	
12H,7-19	3602	30	3169	166	0	7	195	2	11	6	6	9	1	0	
16H,6-22	4217	34	3731	186	0	7	220	3	13	6	6	10	1	0	
18H,6-24	4321	34	3830	188	0	7	222	3	13	6	7	10	1	0	
24H,0-24	4404	35	3902	197	0	7	222	3	14	6	7	10	1	0	

12835		OXFORDSHIRE				Site No: 12835017		Location Site 17 - Eynsham Rd, Farmoor (E of Cumnor Rd)						
Wed 08-Nov-23 to Tue 21-Nov-23						Channel: Eastbound								
TIME PERIOD	TOTAL VEHICLES	MOTOR-CYCLES	CARS OR CAR-BASED LGV	LIGHT GOODS VEHICLES	BUSES	TWO AXLE, SIX TYRE, RIGID/ BUSES	THREE AXLE RIGID	FOUR OR MORE AXLE RIGID	FOUR OR LESS AXLE ARTIC	FIVE AXLE ARTIC	SIX OR MORE AXLE ARTIC	FIVE OR LESS AXLE MULTI-TRAILER ARTIC	SIX AXLE MULTI-TRAILER ARTIC	SEVEN OR MORE AXLE ARTIC
Fri 17-Nov-23														
00:00	5	0	4	1	0	0	0	0	0	0	0	0	0	0
01:00	7	0	5	1	0	0	0	0	0	0	1	0	0	0
02:00	1	0	0	0	0	0	1	0	0	0	0	0	0	0
03:00	1	0	1	0	0	0	0	0	0	0	0	0	0	0
04:00	8	0	7	1	0	0	0	0	0	0	0	0	0	0
05:00	48	0	42	3	0	1	2	0	0	0	0	0	0	0
06:00	222	0	201	10	0	1	8	0	1	0	0	1	0	0
07:00	421	3	361	20	0	0	31	1	2	0	2	1	0	0
08:00	356	4	311	17	0	0	23	0	0	0	1	0	0	0
09:00	310	2	271	10	0	1	21	2	1	2	0	0	0	0
10:00	310	3	264	14	0	0	24	0	3	0	2	0	0	0
11:00	280	3	243	23	0	1	7	1	2	0	0	0	0	0
12:00	255	3	233	14	0	1	3	0	0	0	0	1	0	0
13:00	277	1	248	19	0	1	5	0	2	0	0	1	0	0
14:00	232	3	205	13	0	0	8	0	1	0	1	1	0	0
15:00	316	2	276	17	0	2	16	0	0	1	2	0	0	0
16:00	351	1	314	14	0	0	19	0	1	0	2	0	0	0
17:00	320	2	291	7	0	1	17	0	0	0	1	1	0	0
18:00	228	5	209	2	0	1	10	0	0	0	0	1	0	0
19:00	176	4	160	3	0	1	8	0	0	0	0	0	0	0
20:00	67	1	58	3	0	0	5	0	0	0	0	0	0	0
21:00	48	0	45	0	0	0	3	0	0	0	0	0	0	0
22:00	47	1	41	1	0	1	3	0	0	0	0	0	0	0
23:00	37	1	31	1	0	1	3	0	0	0	0	0	0	0
12H,7-19	3656	32	3226	170	0	8	184	4	12	3	11	6	0	0
16H,6-22	4169	37	3690	186	0	10	208	4	13	3	11	7	0	0
18H,6-24	4253	39	3762	188	0	12	214	4	13	3	11	7	0	0
24H,0-24	4323	39	3821	194	0	13	217	4	13	3	12	7	0	0

12835		OXFORDSHIRE				Site No: 12835017	Location Site 17 - Eynsham Rd, Farmoor (E of Cumnor Rd)								
Wed 08-Nov-23 to Tue 21-Nov-23						Channel: Eastbound									
TIME PERIOD	TOTAL VEHICLES	MOTOR-CYCLES	CARS OR CAR-BASED LGV	LIGHT GOODS VEHICLES	BUSES	TWO AXLE, SIX TYRE, RIGID/ BUSES	THREE AXLE RIGID	FOUR OR MORE AXLE RIGID	FOUR OR LESS AXLE ARTIC	FIVE AXLE ARTIC	SIX OR MORE AXLE ARTIC	FIVE OR LESS AXLE MULTI-TRAILER ARTIC	SIX AXLE MULTI-TRAILER ARTIC	SEVEN OR MORE AXLE ARTIC	
Sat 18-Nov-23															
00:00	25	0	24	1	0	0	0	0	0	0	0	0	0	0	
01:00	15	0	15	0	0	0	0	0	0	0	0	0	0	0	
02:00	3	0	3	0	0	0	0	0	0	0	0	0	0	0	
03:00	4	0	3	1	0	0	0	0	0	0	0	0	0	0	
04:00	10	0	8	2	0	0	0	0	0	0	0	0	0	0	
05:00	18	0	16	1	0	0	1	0	0	0	0	0	0	0	
06:00	46	1	42	3	0	0	0	0	0	0	0	0	0	0	
07:00	98	2	87	3	0	0	5	0	0	0	0	1	0	0	
08:00	178	2	160	3	0	0	13	0	0	0	0	0	0	0	
09:00	254	1	238	6	0	0	9	0	0	0	0	0	0	0	
10:00	297	1	276	10	0	0	8	0	1	0	0	1	0	0	
11:00	321	2	302	12	0	1	3	0	0	0	1	0	0	0	
12:00	251	0	237	11	0	0	2	0	0	0	1	0	0	0	
13:00	304	7	286	8	0	2	1	0	0	0	0	0	0	0	
14:00	279	5	262	10	0	0	1	0	1	0	0	0	0	0	
15:00	222	1	213	5	0	0	2	0	1	0	0	0	0	0	
16:00	269	2	255	10	0	0	2	0	0	0	0	0	0	0	
17:00	216	1	204	5	0	0	5	0	1	0	0	0	0	0	
18:00	159	3	143	5	0	0	8	0	0	0	0	0	0	0	
19:00	116	1	104	3	0	1	7	0	0	0	0	0	0	0	
20:00	59	1	50	4	0	0	4	0	0	0	0	0	0	0	
21:00	56	0	50	1	0	0	5	0	0	0	0	0	0	0	
22:00	51	0	49	0	0	0	2	0	0	0	0	0	0	0	
23:00	44	0	40	0	0	0	3	0	1	0	0	0	0	0	
12H,7-19	2848	27	2663	88	0	3	59	0	4	0	2	2	0	0	
16H,6-22	3125	30	2909	99	0	4	75	0	4	0	2	2	0	0	
18H,6-24	3220	30	2998	99	0	4	80	0	5	0	2	2	0	0	
24H,0-24	3295	30	3067	104	0	4	81	0	5	0	2	2	0	0	

12835		OXFORDSHIRE				Site No: 12835017	Location Site 17 - Eynsham Rd, Farmoor (E of Cumnor Rd)								
Wed 08-Nov-23 to Tue 21-Nov-23						Channel: Eastbound									
TIME PERIOD	TOTAL VEHICLES	MOTOR-CYCLES	CARS OR CAR-BASED LGV			TWO AXLE, SIX TYRE, RIGID/ BUSES		THREE AXLE RIGID	FOUR OR MORE AXLE RIGID	FOUR OR LESS AXLE ARTIC	FIVE AXLE ARTIC	SIX OR MORE AXLE ARTIC	FIVE OR LESS AXLE MULTI-TRAILER ARTIC	SIX AXLE MULTI-TRAILER ARTIC	SEVEN OR MORE AXLE ARTIC
			LIGHT GOODS VEHICLES	BUSES											
Sun 19-Nov-23															
00:00	21	0	18	0	0	1	2	0	0	0	0	0	0	0	0
01:00	15	0	15	0	0	0	0	0	0	0	0	0	0	0	0
02:00	7	0	4	0	0	0	3	0	0	0	0	0	0	0	0
03:00	4	0	4	0	0	0	0	0	0	0	0	0	0	0	0
04:00	4	0	4	0	0	0	0	0	0	0	0	0	0	0	0
05:00	6	0	6	0	0	0	0	0	0	0	0	0	0	0	0
06:00	29	0	27	1	0	0	1	0	0	0	0	0	0	0	0
07:00	69	0	66	3	0	0	0	0	0	0	0	0	0	0	0
08:00	107	1	93	4	0	0	8	0	1	0	0	0	0	0	0
09:00	179	4	158	5	0	0	11	0	1	0	0	0	0	0	0
10:00	327	2	298	8	0	0	19	0	0	0	0	0	0	0	0
11:00	341	3	322	10	0	0	6	0	0	0	0	0	0	0	0
12:00	312	2	280	19	0	1	9	0	0	0	0	1	0	0	0
13:00	306	2	291	7	0	0	6	0	0	0	0	0	0	0	0
14:00	262	3	247	2	0	0	8	0	1	0	0	1	0	0	0
15:00	231	2	209	9	0	0	10	0	0	0	0	1	0	0	0
16:00	236	2	215	7	0	0	12	0	0	0	0	0	0	0	0
17:00	274	2	258	3	0	1	9	0	0	0	1	0	0	0	0
18:00	178	6	156	5	0	0	11	0	0	0	0	0	0	0	0
19:00	90	0	84	3	0	0	3	0	0	0	0	0	0	0	0
20:00	64	0	59	3	0	0	1	0	1	0	0	0	0	0	0
21:00	46	0	43	1	0	0	2	0	0	0	0	0	0	0	0
22:00	29	0	27	1	0	0	0	0	0	0	1	0	0	0	0
23:00	14	0	13	0	0	0	0	0	1	0	0	0	0	0	0
12H,7-19	2822	29	2593	82	0	2	109	0	3	0	1	3	0	0	0
16H,6-22	3051	29	2806	90	0	2	116	0	4	0	1	3	0	0	0
18H,6-24	3094	29	2846	91	0	2	116	0	5	0	2	3	0	0	0
24H,0-24	3151	29	2897	91	0	3	121	0	5	0	2	3	0	0	0

12835		OXFORDSHIRE				Site No: 12835017		Location Site 17 - Eynsham Rd, Farmoor (E of Cumnor Rd)						
Wed 08-Nov-23 to Tue 21-Nov-23						Channel: Eastbound								
TIME PERIOD	TOTAL VEHICLES	MOTOR-CYCLES	CARS OR CAR-BASED LGV	LIGHT GOODS VEHICLES	BUSES	TWO AXLE, SIX TYRE, RIGID/ BUSES	THREE AXLE RIGID	FOUR OR MORE AXLE RIGID	FOUR OR LESS AXLE ARTIC	FIVE AXLE ARTIC	SIX OR MORE AXLE ARTIC	FIVE OR LESS AXLE MULTI-TRAILER ARTIC	SIX AXLE MULTI-TRAILER ARTIC	SEVEN OR MORE AXLE ARTIC
Mon 20-Nov-23														
00:00	7	0	5	2	0	0	0	0	0	0	0	0	0	0
01:00	10	0	10	0	0	0	0	0	0	0	0	0	0	0
02:00	2	0	2	0	0	0	0	0	0	0	0	0	0	0
03:00	12	0	10	1	0	0	1	0	0	0	0	0	0	0
04:00	16	0	13	3	0	0	0	0	0	0	0	0	0	0
05:00	59	0	56	2	0	1	0	0	0	0	0	0	0	0
06:00	247	3	211	16	0	0	13	0	2	1	0	1	0	0
07:00	354	5	305	20	0	1	21	0	1	0	0	1	0	0
08:00	375	5	332	15	0	1	16	0	4	1	0	1	0	0
09:00	314	2	279	18	0	2	10	0	2	1	0	0	0	0
10:00	271	2	241	18	1	1	6	2	0	0	0	0	0	0
11:00	273	2	236	23	0	3	5	0	2	0	1	1	0	0
12:00	260	2	222	27	1	1	2	0	5	0	0	0	0	0
13:00	237	1	212	15	0	2	5	0	2	0	0	0	0	0
14:00	222	0	195	16	0	5	2	0	3	0	0	1	0	0
15:00	328	4	281	30	0	2	9	0	1	0	1	0	0	0
16:00	271	3	236	20	0	1	8	0	2	0	1	0	0	0
17:00	253	0	233	17	0	0	3	0	0	0	0	0	0	0
18:00	269	3	253	6	0	1	5	0	1	0	0	0	0	0
19:00	144	0	135	3	0	0	5	0	0	0	0	1	0	0
20:00	77	0	73	1	0	0	1	0	0	0	1	1	0	0
21:00	49	0	44	1	0	0	4	0	0	0	0	0	0	0
22:00	67	2	60	2	0	0	3	0	0	0	0	0	0	0
23:00	18	0	15	0	0	1	2	0	0	0	0	0	0	0
12H,7-19	3427	29	3025	225	2	20	92	2	23	2	3	4	0	0
16H,6-22	3944	32	3488	246	2	20	115	2	25	3	4	7	0	0
18H,6-24	4029	34	3563	248	2	21	120	2	25	3	4	7	0	0
24H,0-24	4135	34	3659	256	2	22	121	2	25	3	4	7	0	0

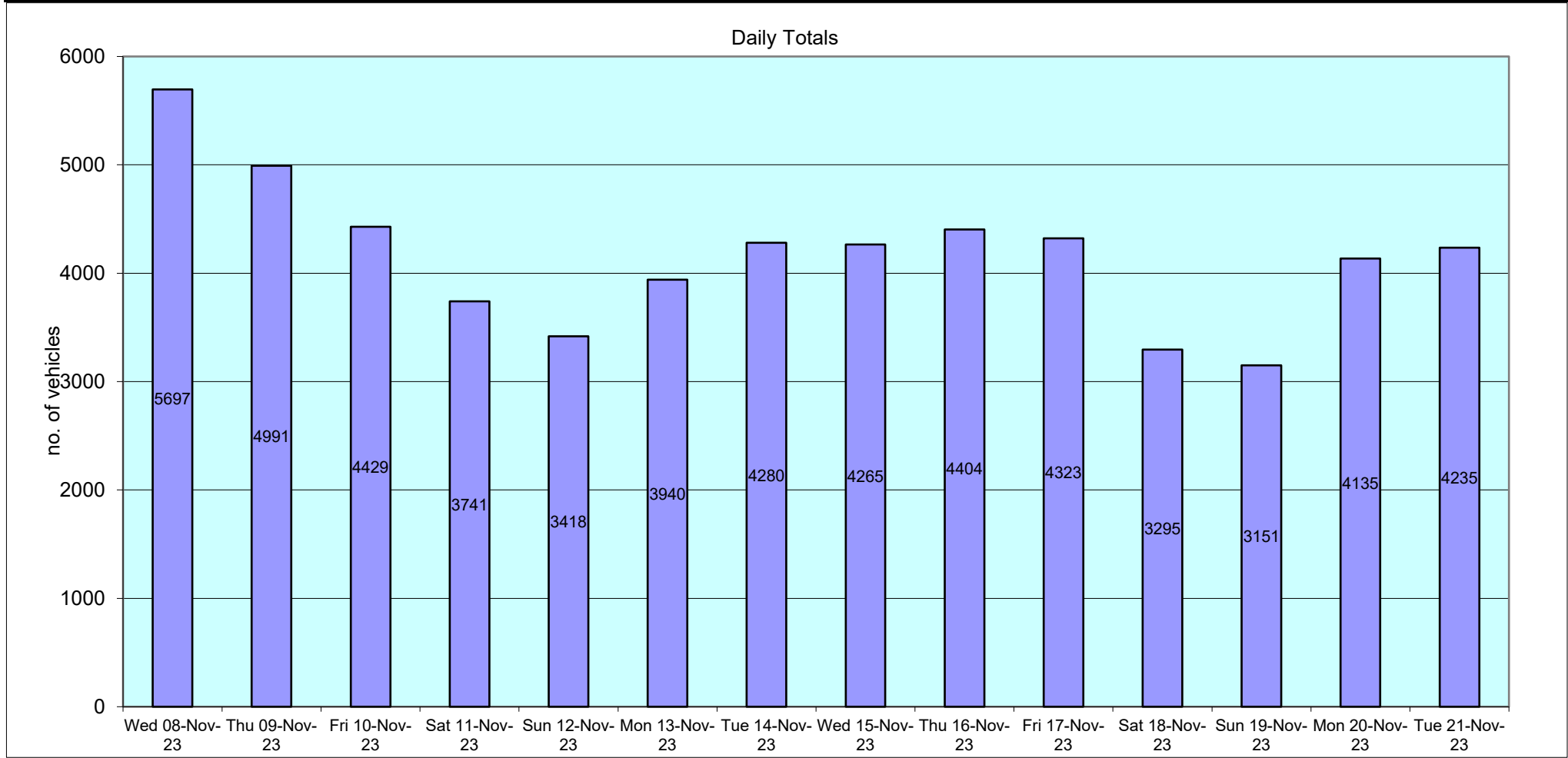
12835		OXFORDSHIRE				Site No: 12835017		Location Site 17 - Eynsham Rd, Farmoor (E of Cumnor Rd)						
Wed 08-Nov-23 to Tue 21-Nov-23						Channel: Eastbound								
TIME PERIOD	TOTAL VEHICLES	MOTOR-CYCLES	CARS OR CAR-BASED LGV	LIGHT GOODS VEHICLES	BUSES	TWO AXLE, SIX TYRE, RIGID/ BUSES	THREE AXLE RIGID	FOUR OR MORE AXLE RIGID	FOUR OR LESS AXLE ARTIC	FIVE AXLE ARTIC	SIX OR MORE AXLE ARTIC	FIVE OR LESS AXLE MULTI-TRAILER ARTIC	SIX AXLE MULTI-TRAILER ARTIC	SEVEN OR MORE AXLE ARTIC
Tue 21-Nov-23														
00:00	9	0	7	1	0	0	0	0	1	0	0	0	0	0
01:00	5	1	4	0	0	0	0	0	0	0	0	0	0	0
02:00	4	0	3	0	0	0	0	0	0	0	1	0	0	0
03:00	1	0	0	1	0	0	0	0	0	0	0	0	0	0
04:00	10	0	8	2	0	0	0	0	0	0	0	0	0	0
05:00	62	1	56	2	0	2	0	0	1	0	0	0	0	0
06:00	269	1	244	11	0	0	12	0	0	0	0	1	0	0
07:00	367	9	321	24	0	1	10	0	2	0	0	0	0	0
08:00	396	6	356	20	0	0	12	1	0	1	0	0	0	0
09:00	331	2	293	25	0	0	6	0	3	0	1	1	0	0
10:00	287	3	254	20	0	0	8	0	2	0	0	0	0	0
11:00	278	1	228	31	1	5	6	0	4	0	1	1	0	0
12:00	237	5	205	14	0	0	5	0	2	1	1	3	1	0
13:00	252	6	220	17	0	0	5	0	4	0	0	0	0	0
14:00	261	0	230	16	0	1	11	0	3	0	0	0	0	0
15:00	278	2	247	16	0	2	9	0	0	0	1	1	0	0
16:00	290	0	253	25	1	2	8	0	0	0	1	0	0	0
17:00	303	2	273	12	0	2	11	0	3	0	0	0	0	0
18:00	252	1	242	1	0	0	7	0	1	0	0	0	0	0
19:00	123	2	109	0	0	0	12	0	0	0	0	0	0	0
20:00	85	3	75	1	0	0	6	0	0	0	0	0	0	0
21:00	56	2	50	0	0	0	4	0	0	0	0	0	0	0
22:00	61	0	53	3	0	0	3	0	2	0	0	0	0	0
23:00	18	0	15	2	0	0	1	0	0	0	0	0	0	0
12H,7-19	3532	37	3122	221	2	13	98	1	24	2	5	6	1	0
16H,6-22	4065	45	3600	233	2	13	132	1	24	2	5	7	1	0
18H,6-24	4144	45	3668	238	2	13	136	1	26	2	5	7	1	0
24H,0-24	4235	47	3746	244	2	15	136	1	28	2	6	7	1	0

12835		OXFORDSHIRE				Site No: 12835017		Location		Site 17 - Eynsham Rd, Farmoor (E of Cumnor Rd)					
Wed 08-Nov-23 to Tue 21-Nov-23		Channel: Eastbound													
TIME PERIOD	TOTAL VEHICLES	MOTOR-CYCLES	CARS OR CAR-BASED LGV	LIGHT GOODS VEHICLES	BUSES	TWO AXLE, SIX TYRE, RIGID/ BUSES	THREE AXLE RIGID	FOUR OR MORE AXLE RIGID	FOUR OR LESS AXLE ARTIC	FIVE AXLE ARTIC	SIX OR MORE AXLE ARTIC	FIVE OR LESS AXLE MULTI-TRAILER ARTIC	SIX AXLE MULTI-TRAILER ARTIC	SEVEN OR MORE AXLE ARTIC	
Daily Totals															
Wed 08-Nov-23	5697	40	5120	263	1	5	221	2	26	5	5	9	0	0	
Thu 09-Nov-23	4991	55	4338	296	2	16	209	6	46	3	7	13	0	0	
Fri 10-Nov-23	4429	34	3847	220	1	13	248	10	27	2	12	14	1	0	
Sat 11-Nov-23	3741	50	3425	119	1	4	124	5	8	0	4	1	0	0	
Sun 12-Nov-23	3418	18	3087	80	0	3	208	2	11	1	2	6	0	0	
Mon 13-Nov-23	3940	34	3482	251	4	12	109	2	27	2	5	12	0	0	
Tue 14-Nov-23	4280	36	3736	219	1	10	221	2	30	8	4	13	0	0	
Wed 15-Nov-23	4265	37	3714	229	3	8	228	0	27	3	11	5	0	0	
Thu 16-Nov-23	4404	35	3902	197	0	7	222	3	14	6	7	10	1	0	
Fri 17-Nov-23	4323	39	3821	194	0	13	217	4	13	3	12	7	0	0	
Sat 18-Nov-23	3295	30	3067	104	0	4	81	0	5	0	2	2	0	0	
Sun 19-Nov-23	3151	29	2897	91	0	3	121	0	5	0	2	3	0	0	
Mon 20-Nov-23	4135	34	3659	256	2	22	121	2	25	3	4	7	0	0	
Tue 21-Nov-23	4235	47	3746	244	2	15	136	1	28	2	6	7	1	0	

12835 OXFORDSHIRE Site No: 12835017 Location Site 17 - Eynsham Rd, Farmoor (E of Cumnor Rd)
 Wed 08-Nov-23 to Tue 21-Nov-23 Channel: Eastbound

TIME PERIOD	TOTAL VEHICLES	MOTOR-CYCLES	CARS OR CAR-BASED LGV	LIGHT GOODS VEHICLES	BUSES	TWO AXLE, SIX TYRE, RIGID/ BUSES	THREE AXLE RIGID	FOUR OR MORE AXLE RIGID	FOUR OR LESS AXLE ARTIC	FIVE AXLE ARTIC	SIX OR MORE AXLE ARTIC	FIVE OR LESS AXLE MULTI-TRAILER ARTIC	SIX AXLE MULTI-TRAILER ARTIC	SEVEN OR MORE AXLE ARTIC
-------------	----------------	--------------	-----------------------	----------------------	-------	----------------------------------	------------------	-------------------------	-------------------------	-----------------	------------------------	---------------------------------------	------------------------------	--------------------------

Total Vehicles	[--]	58304	518	51841	2763	17	135	2466	39	292	38	83	109	3	0
----------------	------	-------	-----	-------	------	----	-----	------	----	-----	----	----	-----	---	---



12835 OXFORDSHIRE Site No: 12835017 Location Site 17 - Eynsham Rd, Farmoor (E of Cumnor Rd)
 Wed 08-Nov-23 to Tue 21-Nov-23 Channel: Eastbound

TIME PERIOD	TOTAL VEHICLES	MOTOR-CYCLES	MOTOR-CYCLES%	CARS	CARS %	LGV	LGV %	HGV	HGV %	BUS	BUS %
Wed 08-Nov-23											
00:00	4	0	0.0	4	100.0	0	0.0	0	0.0	0	0.0
01:00	6	0	0.0	6	100.0	0	0.0	0	0.0	0	0.0
02:00	2	0	0.0	1	50.0	1	50.0	0	0.0	0	0.0
03:00	7	0	0.0	5	71.4	2	28.6	0	0.0	0	0.0
04:00	13	0	0.0	11	84.6	2	15.4	0	0.0	0	0.0
05:00	52	1	1.9	44	84.6	7	13.5	0	0.0	0	0.0
06:00	288	1	0.4	251	87.2	23	8.0	13	4.5	0	0.0
07:00	714	4	0.6	643	90.1	26	3.6	41	5.7	0	0.0
08:00	459	7	1.5	413	90.0	12	2.6	27	5.9	0	0.0
09:00	405	6	1.5	356	87.9	26	6.4	17	4.2	0	0.0
10:00	341	0	0.0	308	90.3	26	7.6	7	2.1	0	0.0
11:00	287	0	0.0	253	88.2	19	6.6	15	5.2	0	0.0
12:00	295	2	0.7	265	89.8	12	4.1	16	5.4	0	0.0
13:00	273	0	0.0	237	86.8	18	6.6	18	6.6	0	0.0
14:00	341	3	0.9	302	88.6	16	4.7	20	5.9	0	0.0
15:00	387	2	0.5	342	88.4	24	6.2	19	4.9	0	0.0
16:00	573	2	0.4	527	92.0	19	3.3	25	4.4	0	0.0
17:00	483	5	1.0	444	91.9	17	3.5	17	3.5	0	0.0
18:00	387	3	0.8	354	91.5	4	1.0	26	6.7	0	0.0
19:00	193	2	1.0	180	93.3	2	1.0	9	4.7	0	0.0
20:00	72	1	1.4	66	91.7	2	2.8	2	2.8	1	1.4
21:00	51	1	2.0	47	92.2	3	5.9	0	0.0	0	0.0
22:00	44	0	0.0	41	93.2	2	4.6	1	2.3	0	0.0
23:00	20	0	0.0	20	100.0	0	0.0	0	0.0	0	0.0
12H,7-19	4945	34	0.7	4444	89.9	219	4.4	248	5.0	0	0.0
16H,6-22	5549	39	0.7	4988	89.9	249	4.5	272	4.9	1	0.0
18H,6-24	5613	39	0.7	5049	90.0	251	4.5	273	4.9	1	0.0
24H,0-24	5697	40	0.7	5120	89.9	263	4.6	273	4.8	1	0.0

12835 OXFORDSHIRE Site No: 12835017 Location Site 17 - Eynsham Rd, Farmoor (E of Cumnor Rd)
 Wed 08-Nov-23 to Tue 21-Nov-23 Channel: Eastbound

TIME PERIOD	TOTAL VEHICLES	MOTOR-CYCLES	MOTOR-CYCLES%	CARS	CARS %	LGV	LGV %	HGV	HGV %	BUS	BUS %
Thu 09-Nov-23											
00:00	6	0	0.0	5	83.3	1	16.7	0	0.0	0	0.0
01:00	4	1	25.0	2	50.0	1	25.0	0	0.0	0	0.0
02:00	6	0	0.0	4	66.7	1	16.7	1	16.7	0	0.0
03:00	2	0	0.0	1	50.0	1	50.0	0	0.0	0	0.0
04:00	11	0	0.0	8	72.7	3	27.3	0	0.0	0	0.0
05:00	64	1	1.6	49	76.6	8	12.5	6	9.4	0	0.0
06:00	274	1	0.4	249	90.9	13	4.7	11	4.0	0	0.0
07:00	720	11	1.5	643	89.3	28	3.9	38	5.3	0	0.0
08:00	472	7	1.5	420	89.0	19	4.0	26	5.5	0	0.0
09:00	370	2	0.5	323	87.3	24	6.5	21	5.7	0	0.0
10:00	300	3	1.0	254	84.7	27	9.0	15	5.0	1	0.3
11:00	281	1	0.4	238	84.7	19	6.8	23	8.2	0	0.0
12:00	276	4	1.5	239	86.6	19	6.9	14	5.1	0	0.0
13:00	272	2	0.7	238	87.5	21	7.7	11	4.0	0	0.0
14:00	330	5	1.5	269	81.5	28	8.5	28	8.5	0	0.0
15:00	258	3	1.2	216	83.7	20	7.8	19	7.4	0	0.0
16:00	278	4	1.4	240	86.3	14	5.0	20	7.2	0	0.0
17:00	325	2	0.6	270	83.1	31	9.5	22	6.8	0	0.0
18:00	299	5	1.7	263	88.0	12	4.0	18	6.0	1	0.3
19:00	175	1	0.6	163	93.1	1	0.6	10	5.7	0	0.0
20:00	102	1	1.0	94	92.2	1	1.0	6	5.9	0	0.0
21:00	57	1	1.8	50	87.7	2	3.5	4	7.0	0	0.0
22:00	55	0	0.0	49	89.1	1	1.8	5	9.1	0	0.0
23:00	54	0	0.0	51	94.4	1	1.9	2	3.7	0	0.0
12H,7-19	4181	49	1.2	3613	86.4	262	6.3	255	6.1	2	0.1
16H,6-22	4789	53	1.1	4169	87.1	279	5.8	286	6.0	2	0.0
18H,6-24	4898	53	1.1	4269	87.2	281	5.7	293	6.0	2	0.0
24H,0-24	4991	55	1.1	4338	86.9	296	5.9	300	6.0	2	0.0

12835 OXFORDSHIRE Site No: 12835017 Location Site 17 - Eynsham Rd, Farmoor (E of Cumnor Rd)
 Wed 08-Nov-23 to Tue 21-Nov-23 Channel: Eastbound

TIME PERIOD	TOTAL VEHICLES	MOTOR-CYCLES	MOTOR-CYCLES%	CARS	CARS %	LGV	LGV %	HGV	HGV %	BUS	BUS %
Fri 10-Nov-23											
00:00	15	0	0.0	15	100.0	0	0.0	0	0.0	0	0.0
01:00	12	0	0.0	12	100.0	0	0.0	0	0.0	0	0.0
02:00	5	0	0.0	5	100.0	0	0.0	0	0.0	0	0.0
03:00	10	0	0.0	9	90.0	0	0.0	1	10.0	0	0.0
04:00	17	0	0.0	15	88.2	1	5.9	1	5.9	0	0.0
05:00	72	0	0.0	60	83.3	7	9.7	5	6.9	0	0.0
06:00	219	0	0.0	187	85.4	10	4.6	22	10.1	0	0.0
07:00	295	2	0.7	251	85.1	20	6.8	22	7.5	0	0.0
08:00	325	2	0.6	285	87.7	14	4.3	24	7.4	0	0.0
09:00	378	2	0.5	331	87.6	20	5.3	25	6.6	0	0.0
10:00	313	2	0.6	265	84.7	20	6.4	26	8.3	0	0.0
11:00	265	2	0.8	233	87.9	21	7.9	9	3.4	0	0.0
12:00	236	1	0.4	204	86.4	8	3.4	23	9.8	0	0.0
13:00	288	4	1.4	240	83.3	20	6.9	24	8.3	0	0.0
14:00	314	2	0.6	275	87.6	13	4.1	24	7.6	0	0.0
15:00	345	2	0.6	279	80.9	24	7.0	40	11.6	0	0.0
16:00	275	3	1.1	243	88.4	16	5.8	13	4.7	0	0.0
17:00	319	4	1.3	281	88.1	11	3.5	23	7.2	0	0.0
18:00	321	5	1.6	281	87.5	5	1.6	30	9.4	0	0.0
19:00	185	1	0.5	172	93.0	2	1.1	10	5.4	0	0.0
20:00	74	1	1.4	68	91.9	5	6.8	0	0.0	0	0.0
21:00	59	1	1.7	56	94.9	1	1.7	1	1.7	0	0.0
22:00	50	0	0.0	46	92.0	2	4.0	2	4.0	0	0.0
23:00	37	0	0.0	34	91.9	0	0.0	2	5.4	1	2.7
12H,7-19	3674	31	0.8	3168	86.2	192	5.2	283	7.7	0	0.0
16H,6-22	4211	34	0.8	3651	86.7	210	5.0	316	7.5	0	0.0
18H,6-24	4298	34	0.8	3731	86.8	212	4.9	320	7.5	1	0.0
24H,0-24	4429	34	0.8	3847	86.9	220	5.0	327	7.4	1	0.0

12835 OXFORDSHIRE Site No: 12835017 Location Site 17 - Eynsham Rd, Farmoor (E of Cumnor Rd)
 Wed 08-Nov-23 to Tue 21-Nov-23 Channel: Eastbound

TIME PERIOD	TOTAL VEHICLES	MOTOR-CYCLES	MOTOR-CYCLES%	CARS	CARS %	LGV	LGV %	HGV	HGV %	BUS	BUS %
Sat 11-Nov-23											
00:00	26	0	0.0	24	92.3	2	7.7	0	0.0	0	0.0
01:00	10	0	0.0	10	100.0	0	0.0	0	0.0	0	0.0
02:00	7	0	0.0	6	85.7	1	14.3	0	0.0	0	0.0
03:00	4	0	0.0	1	25.0	2	50.0	1	25.0	0	0.0
04:00	12	0	0.0	8	66.7	2	16.7	2	16.7	0	0.0
05:00	23	0	0.0	18	78.3	4	17.4	1	4.4	0	0.0
06:00	55	0	0.0	54	98.2	1	1.8	0	0.0	0	0.0
07:00	116	1	0.9	97	83.6	15	12.9	2	1.7	1	0.9
08:00	187	0	0.0	174	93.1	8	4.3	5	2.7	0	0.0
09:00	282	0	0.0	257	91.1	7	2.5	18	6.4	0	0.0
10:00	342	5	1.5	313	91.5	13	3.8	11	3.2	0	0.0
11:00	313	3	1.0	295	94.3	10	3.2	5	1.6	0	0.0
12:00	344	9	2.6	315	91.6	13	3.8	7	2.0	0	0.0
13:00	319	4	1.3	294	92.2	10	3.1	11	3.5	0	0.0
14:00	320	8	2.5	297	92.8	8	2.5	7	2.2	0	0.0
15:00	267	6	2.3	243	91.0	2	0.8	16	6.0	0	0.0
16:00	295	3	1.0	267	90.5	4	1.4	21	7.1	0	0.0
17:00	336	4	1.2	303	90.2	8	2.4	21	6.3	0	0.0
18:00	186	3	1.6	171	91.9	1	0.5	11	5.9	0	0.0
19:00	112	1	0.9	104	92.9	3	2.7	4	3.6	0	0.0
20:00	51	2	3.9	46	90.2	2	3.9	1	2.0	0	0.0
21:00	49	1	2.0	47	95.9	1	2.0	0	0.0	0	0.0
22:00	40	0	0.0	39	97.5	0	0.0	1	2.5	0	0.0
23:00	45	0	0.0	42	93.3	2	4.4	1	2.2	0	0.0
12H,7-19	3307	46	1.4	3026	91.5	99	3.0	135	4.1	1	0.0
16H,6-22	3574	50	1.4	3277	91.7	106	3.0	140	3.9	1	0.0
18H,6-24	3659	50	1.4	3358	91.8	108	3.0	142	3.9	1	0.0
24H,0-24	3741	50	1.3	3425	91.6	119	3.2	146	3.9	1	0.0

12835 OXFORDSHIRE Site No: 12835017 Location Site 17 - Eynsham Rd, Farmoor (E of Cumnor Rd)
 Wed 08-Nov-23 to Tue 21-Nov-23 Channel: Eastbound

TIME PERIOD	TOTAL VEHICLES	MOTOR-CYCLES	MOTOR-CYCLES%	CARS	CARS %	LGV	LGV %	HGV	HGV %	BUS	BUS %
Sun 12-Nov-23											
00:00	18	0	0.0	17	94.4	1	5.6	0	0.0	0	0.0
01:00	10	0	0.0	10	100.0	0	0.0	0	0.0	0	0.0
02:00	8	0	0.0	7	87.5	0	0.0	1	12.5	0	0.0
03:00	2	0	0.0	2	100.0	0	0.0	0	0.0	0	0.0
04:00	8	0	0.0	7	87.5	1	12.5	0	0.0	0	0.0
05:00	7	0	0.0	6	85.7	1	14.3	0	0.0	0	0.0
06:00	27	0	0.0	25	92.6	1	3.7	1	3.7	0	0.0
07:00	77	1	1.3	70	90.9	5	6.5	1	1.3	0	0.0
08:00	101	1	1.0	92	91.1	6	5.9	2	2.0	0	0.0
09:00	212	1	0.5	199	93.9	9	4.3	3	1.4	0	0.0
10:00	352	2	0.6	312	88.6	5	1.4	33	9.4	0	0.0
11:00	354	2	0.6	311	87.9	4	1.1	37	10.5	0	0.0
12:00	405	1	0.3	370	91.4	9	2.2	25	6.2	0	0.0
13:00	374	1	0.3	327	87.4	8	2.1	38	10.2	0	0.0
14:00	289	3	1.0	255	88.2	4	1.4	27	9.3	0	0.0
15:00	246	1	0.4	221	89.8	3	1.2	21	8.5	0	0.0
16:00	241	1	0.4	222	92.1	4	1.7	14	5.8	0	0.0
17:00	230	2	0.9	212	92.2	4	1.7	12	5.2	0	0.0
18:00	180	2	1.1	165	91.7	3	1.7	10	5.6	0	0.0
19:00	141	0	0.0	131	92.9	6	4.3	4	2.8	0	0.0
20:00	52	0	0.0	51	98.1	0	0.0	1	1.9	0	0.0
21:00	41	0	0.0	35	85.4	4	9.8	2	4.9	0	0.0
22:00	28	0	0.0	27	96.4	1	3.6	0	0.0	0	0.0
23:00	15	0	0.0	13	86.7	1	6.7	1	6.7	0	0.0
12H,7-19	3061	18	0.6	2756	90.0	64	2.1	223	7.3	0	0.0
16H,6-22	3322	18	0.5	2998	90.3	75	2.3	231	7.0	0	0.0
18H,6-24	3365	18	0.5	3038	90.3	77	2.3	232	6.9	0	0.0
24H,0-24	3418	18	0.5	3087	90.3	80	2.3	233	6.8	0	0.0

12835 OXFORDSHIRE Site No: 12835017 Location Site 17 - Eynsham Rd, Farmoor (E of Cumnor Rd)
 Wed 08-Nov-23 to Tue 21-Nov-23 Channel: Eastbound

TIME PERIOD	TOTAL VEHICLES	MOTOR-CYCLES	MOTOR-CYCLES%	CARS	CARS %	LGV	LGV %	HGV	HGV %	BUS	BUS %
Mon 13-Nov-23											
00:00	10	0	0.0	8	80.0	1	10.0	1	10.0	0	0.0
01:00	3	0	0.0	2	66.7	1	33.3	0	0.0	0	0.0
02:00	2	0	0.0	2	100.0	0	0.0	0	0.0	0	0.0
03:00	3	0	0.0	3	100.0	0	0.0	0	0.0	0	0.0
04:00	14	0	0.0	11	78.6	3	21.4	0	0.0	0	0.0
05:00	62	0	0.0	55	88.7	4	6.5	3	4.8	0	0.0
06:00	219	1	0.5	192	87.7	21	9.6	5	2.3	0	0.0
07:00	518	2	0.4	478	92.3	33	6.4	5	1.0	0	0.0
08:00	296	6	2.0	256	86.5	22	7.4	10	3.4	2	0.7
09:00	265	1	0.4	229	86.4	19	7.2	15	5.7	1	0.4
10:00	229	1	0.4	194	84.7	26	11.4	8	3.5	0	0.0
11:00	250	2	0.8	214	85.6	15	6.0	19	7.6	0	0.0
12:00	258	2	0.8	227	88.0	13	5.0	15	5.8	1	0.4
13:00	266	2	0.8	228	85.7	19	7.1	17	6.4	0	0.0
14:00	212	1	0.5	184	86.8	14	6.6	13	6.1	0	0.0
15:00	286	4	1.4	242	84.6	21	7.3	19	6.6	0	0.0
16:00	312	3	1.0	279	89.4	19	6.1	11	3.5	0	0.0
17:00	249	2	0.8	234	94.0	9	3.6	4	1.6	0	0.0
18:00	204	3	1.5	189	92.7	5	2.5	7	3.4	0	0.0
19:00	122	2	1.6	108	88.5	3	2.5	9	7.4	0	0.0
20:00	56	0	0.0	49	87.5	3	5.4	4	7.1	0	0.0
21:00	43	1	2.3	39	90.7	0	0.0	3	7.0	0	0.0
22:00	42	1	2.4	40	95.2	0	0.0	1	2.4	0	0.0
23:00	19	0	0.0	19	100.0	0	0.0	0	0.0	0	0.0
12H,7-19	3345	29	0.9	2954	88.3	215	6.4	143	4.3	4	0.1
16H,6-22	3785	33	0.9	3342	88.3	242	6.4	164	4.3	4	0.1
18H,6-24	3846	34	0.9	3401	88.4	242	6.3	165	4.3	4	0.1
24H,0-24	3940	34	0.9	3482	88.4	251	6.4	169	4.3	4	0.1

12835 OXFORDSHIRE Site No: 12835017 Location Site 17 - Eynsham Rd, Farmoor (E of Cumnor Rd)
 Wed 08-Nov-23 to Tue 21-Nov-23 Channel: Eastbound

TIME PERIOD	TOTAL VEHICLES	MOTOR-CYCLES	MOTOR-CYCLES%	CARS	CARS %	LGV	LGV %	HGV	HGV %	BUS	BUS %
Tue 14-Nov-23											
00:00	9	0	0.0	8	88.9	0	0.0	1	11.1	0	0.0
01:00	3	0	0.0	2	66.7	0	0.0	1	33.3	0	0.0
02:00	2	0	0.0	2	100.0	0	0.0	0	0.0	0	0.0
03:00	1	0	0.0	1	100.0	0	0.0	0	0.0	0	0.0
04:00	13	0	0.0	11	84.6	2	15.4	0	0.0	0	0.0
05:00	56	0	0.0	53	94.6	1	1.8	2	3.6	0	0.0
06:00	308	3	1.0	274	89.0	13	4.2	18	5.8	0	0.0
07:00	342	5	1.5	295	86.3	22	6.4	20	5.9	0	0.0
08:00	338	8	2.4	299	88.5	13	3.9	17	5.0	1	0.3
09:00	327	1	0.3	285	87.2	17	5.2	24	7.3	0	0.0
10:00	308	2	0.7	269	87.3	13	4.2	24	7.8	0	0.0
11:00	274	1	0.4	233	85.0	21	7.7	19	6.9	0	0.0
12:00	260	1	0.4	213	81.9	22	8.5	24	9.2	0	0.0
13:00	267	4	1.5	228	85.4	17	6.4	18	6.7	0	0.0
14:00	246	3	1.2	216	87.8	12	4.9	15	6.1	0	0.0
15:00	300	2	0.7	266	88.7	13	4.3	19	6.3	0	0.0
16:00	394	2	0.5	338	85.8	25	6.4	29	7.4	0	0.0
17:00	329	1	0.3	288	87.5	15	4.6	25	7.6	0	0.0
18:00	166	2	1.2	146	88.0	6	3.6	12	7.2	0	0.0
19:00	113	0	0.0	101	89.4	4	3.5	8	7.1	0	0.0
20:00	80	0	0.0	74	92.5	1	1.3	5	6.3	0	0.0
21:00	74	1	1.4	69	93.2	1	1.4	3	4.1	0	0.0
22:00	56	0	0.0	53	94.6	1	1.8	2	3.6	0	0.0
23:00	14	0	0.0	12	85.7	0	0.0	2	14.3	0	0.0
12H,7-19	3551	32	0.9	3076	86.6	196	5.5	246	6.9	1	0.0
16H,6-22	4126	36	0.9	3594	87.1	215	5.2	280	6.8	1	0.0
18H,6-24	4196	36	0.9	3659	87.2	216	5.2	284	6.8	1	0.0
24H,0-24	4280	36	0.8	3736	87.3	219	5.1	288	6.7	1	0.0

12835 OXFORDSHIRE Site No: 12835017 Location Site 17 - Eynsham Rd, Farmoor (E of Cumnor Rd)
 Wed 08-Nov-23 to Tue 21-Nov-23 Channel: Eastbound

TIME PERIOD	TOTAL VEHICLES	MOTOR-CYCLES	MOTOR-CYCLES%	CARS	CARS %	LGV	LGV %	HGV	HGV %	BUS	BUS %
Wed 15-Nov-23											
00:00	2	0	0.0	2	100.0	0	0.0	0	0.0	0	0.0
01:00	11	0	0.0	10	90.9	0	0.0	1	9.1	0	0.0
02:00	1	0	0.0	1	100.0	0	0.0	0	0.0	0	0.0
03:00	4	0	0.0	3	75.0	1	25.0	0	0.0	0	0.0
04:00	15	0	0.0	13	86.7	1	6.7	1	6.7	0	0.0
05:00	59	0	0.0	55	93.2	2	3.4	2	3.4	0	0.0
06:00	245	3	1.2	207	84.5	12	4.9	22	9.0	1	0.4
07:00	365	5	1.4	310	84.9	24	6.6	26	7.1	0	0.0
08:00	445	11	2.5	378	84.9	22	4.9	34	7.6	0	0.0
09:00	346	2	0.6	300	86.7	17	4.9	27	7.8	0	0.0
10:00	261	0	0.0	223	85.4	23	8.8	14	5.4	1	0.4
11:00	242	1	0.4	209	86.4	21	8.7	11	4.6	0	0.0
12:00	224	3	1.3	198	88.4	17	7.6	6	2.7	0	0.0
13:00	229	1	0.4	195	85.2	19	8.3	14	6.1	0	0.0
14:00	245	2	0.8	216	88.2	19	7.8	8	3.3	0	0.0
15:00	344	2	0.6	308	89.5	16	4.7	18	5.2	0	0.0
16:00	226	0	0.0	198	87.6	12	5.3	16	7.1	0	0.0
17:00	349	3	0.9	311	89.1	7	2.0	28	8.0	0	0.0
18:00	249	0	0.0	217	87.2	7	2.8	25	10.0	0	0.0
19:00	156	0	0.0	135	86.5	4	2.6	17	10.9	0	0.0
20:00	94	3	3.2	85	90.4	2	2.1	4	4.3	0	0.0
21:00	70	1	1.4	63	90.0	1	1.4	5	7.1	0	0.0
22:00	61	0	0.0	59	96.7	0	0.0	1	1.6	1	1.6
23:00	22	0	0.0	18	81.8	2	9.1	2	9.1	0	0.0
12H,7-19	3525	30	0.9	3063	86.9	204	5.8	227	6.4	1	0.0
16H,6-22	4090	37	0.9	3553	86.9	223	5.5	275	6.7	2	0.1
18H,6-24	4173	37	0.9	3630	87.0	225	5.4	278	6.7	3	0.1
24H,0-24	4265	37	0.9	3714	87.1	229	5.4	282	6.6	3	0.1

12835 OXFORDSHIRE Site No: 12835017 Location Site 17 - Eynsham Rd, Farmoor (E of Cumnor Rd)
 Wed 08-Nov-23 to Tue 21-Nov-23 Channel: Eastbound

TIME PERIOD	TOTAL VEHICLES	MOTOR-CYCLES	MOTOR-CYCLES%	CARS	CARS %	LGV	LGV %	HGV	HGV %	BUS	BUS %
Thu 16-Nov-23											
00:00	7	0	0.0	6	85.7	1	14.3	0	0.0	0	0.0
01:00	7	0	0.0	7	100.0	0	0.0	0	0.0	0	0.0
02:00	4	0	0.0	4	100.0	0	0.0	0	0.0	0	0.0
03:00	3	1	33.3	2	66.7	0	0.0	0	0.0	0	0.0
04:00	11	0	0.0	8	72.7	3	27.3	0	0.0	0	0.0
05:00	51	0	0.0	45	88.2	5	9.8	1	2.0	0	0.0
06:00	286	1	0.4	258	90.2	12	4.2	15	5.2	0	0.0
07:00	426	5	1.2	371	87.1	16	3.8	34	8.0	0	0.0
08:00	424	6	1.4	364	85.9	25	5.9	29	6.8	0	0.0
09:00	341	4	1.2	303	88.9	9	2.6	25	7.3	0	0.0
10:00	302	1	0.3	277	91.7	11	3.6	13	4.3	0	0.0
11:00	214	0	0.0	179	83.6	16	7.5	19	8.9	0	0.0
12:00	253	3	1.2	226	89.3	11	4.4	13	5.1	0	0.0
13:00	215	4	1.9	189	87.9	14	6.5	8	3.7	0	0.0
14:00	272	4	1.5	241	88.6	16	5.9	11	4.0	0	0.0
15:00	253	1	0.4	219	86.6	17	6.7	16	6.3	0	0.0
16:00	281	1	0.4	248	88.3	6	2.1	26	9.3	0	0.0
17:00	323	1	0.3	286	88.5	16	5.0	20	6.2	0	0.0
18:00	298	0	0.0	266	89.3	9	3.0	23	7.7	0	0.0
19:00	200	3	1.5	182	91.0	6	3.0	9	4.5	0	0.0
20:00	73	0	0.0	69	94.5	1	1.4	3	4.1	0	0.0
21:00	56	0	0.0	53	94.6	1	1.8	2	3.6	0	0.0
22:00	82	0	0.0	79	96.3	1	1.2	2	2.4	0	0.0
23:00	22	0	0.0	20	90.9	1	4.6	1	4.6	0	0.0
12H,7-19	3602	30	0.8	3169	88.0	166	4.6	237	6.6	0	0.0
16H,6-22	4217	34	0.8	3731	88.5	186	4.4	266	6.3	0	0.0
18H,6-24	4321	34	0.8	3830	88.6	188	4.4	269	6.2	0	0.0
24H,0-24	4404	35	0.8	3902	88.6	197	4.5	270	6.1	0	0.0

12835 OXFORDSHIRE Site No: 12835017 Location Site 17 - Eynsham Rd, Farmoor (E of Cumnor Rd)
 Wed 08-Nov-23 to Tue 21-Nov-23 Channel: Eastbound

TIME PERIOD	TOTAL VEHICLES	MOTOR-CYCLES	MOTOR-CYCLES%	CARS	CARS %	LGV	LGV %	HGV	HGV %	BUS	BUS %
Fri 17-Nov-23											
00:00	5	0	0.0	4	80.0	1	20.0	0	0.0	0	0.0
01:00	7	0	0.0	5	71.4	1	14.3	1	14.3	0	0.0
02:00	1	0	0.0	0	0.0	0	0.0	1	100.0	0	0.0
03:00	1	0	0.0	1	100.0	0	0.0	0	0.0	0	0.0
04:00	8	0	0.0	7	87.5	1	12.5	0	0.0	0	0.0
05:00	48	0	0.0	42	87.5	3	6.3	3	6.3	0	0.0
06:00	222	0	0.0	201	90.5	10	4.5	11	5.0	0	0.0
07:00	421	3	0.7	361	85.8	20	4.8	37	8.8	0	0.0
08:00	356	4	1.1	311	87.4	17	4.8	24	6.7	0	0.0
09:00	310	2	0.7	271	87.4	10	3.2	27	8.7	0	0.0
10:00	310	3	1.0	264	85.2	14	4.5	29	9.4	0	0.0
11:00	280	3	1.1	243	86.8	23	8.2	11	3.9	0	0.0
12:00	255	3	1.2	233	91.4	14	5.5	5	2.0	0	0.0
13:00	277	1	0.4	248	89.5	19	6.9	9	3.3	0	0.0
14:00	232	3	1.3	205	88.4	13	5.6	11	4.7	0	0.0
15:00	316	2	0.6	276	87.3	17	5.4	21	6.7	0	0.0
16:00	351	1	0.3	314	89.5	14	4.0	22	6.3	0	0.0
17:00	320	2	0.6	291	90.9	7	2.2	20	6.3	0	0.0
18:00	228	5	2.2	209	91.7	2	0.9	12	5.3	0	0.0
19:00	176	4	2.3	160	90.9	3	1.7	9	5.1	0	0.0
20:00	67	1	1.5	58	86.6	3	4.5	5	7.5	0	0.0
21:00	48	0	0.0	45	93.8	0	0.0	3	6.3	0	0.0
22:00	47	1	2.1	41	87.2	1	2.1	4	8.5	0	0.0
23:00	37	1	2.7	31	83.8	1	2.7	4	10.8	0	0.0
12H,7-19	3656	32	0.9	3226	88.2	170	4.7	228	6.2	0	0.0
16H,6-22	4169	37	0.9	3690	88.5	186	4.5	256	6.1	0	0.0
18H,6-24	4253	39	0.9	3762	88.5	188	4.4	264	6.2	0	0.0
24H,0-24	4323	39	0.9	3821	88.4	194	4.5	269	6.2	0	0.0

12835 OXFORDSHIRE Site No: 12835017 Location Site 17 - Eynsham Rd, Farmoor (E of Cumnor Rd)
 Wed 08-Nov-23 to Tue 21-Nov-23 Channel: Eastbound

TIME PERIOD	TOTAL VEHICLES	MOTOR-CYCLES	MOTOR-CYCLES%	CARS	CARS %	LGV	LGV %	HGV	HGV %	BUS	BUS %
Sat 18-Nov-23											
00:00	25	0	0.0	24	96.0	1	4.0	0	0.0	0	0.0
01:00	15	0	0.0	15	100.0	0	0.0	0	0.0	0	0.0
02:00	3	0	0.0	3	100.0	0	0.0	0	0.0	0	0.0
03:00	4	0	0.0	3	75.0	1	25.0	0	0.0	0	0.0
04:00	10	0	0.0	8	80.0	2	20.0	0	0.0	0	0.0
05:00	18	0	0.0	16	88.9	1	5.6	1	5.6	0	0.0
06:00	46	1	2.2	42	91.3	3	6.5	0	0.0	0	0.0
07:00	98	2	2.0	87	88.8	3	3.1	6	6.1	0	0.0
08:00	178	2	1.1	160	89.9	3	1.7	13	7.3	0	0.0
09:00	254	1	0.4	238	93.7	6	2.4	9	3.5	0	0.0
10:00	297	1	0.3	276	92.9	10	3.4	10	3.4	0	0.0
11:00	321	2	0.6	302	94.1	12	3.7	5	1.6	0	0.0
12:00	251	0	0.0	237	94.4	11	4.4	3	1.2	0	0.0
13:00	304	7	2.3	286	94.1	8	2.6	3	1.0	0	0.0
14:00	279	5	1.8	262	93.9	10	3.6	2	0.7	0	0.0
15:00	222	1	0.5	213	96.0	5	2.3	3	1.4	0	0.0
16:00	269	2	0.7	255	94.8	10	3.7	2	0.7	0	0.0
17:00	216	1	0.5	204	94.4	5	2.3	6	2.8	0	0.0
18:00	159	3	1.9	143	89.9	5	3.1	8	5.0	0	0.0
19:00	116	1	0.9	104	89.7	3	2.6	8	6.9	0	0.0
20:00	59	1	1.7	50	84.8	4	6.8	4	6.8	0	0.0
21:00	56	0	0.0	50	89.3	1	1.8	5	8.9	0	0.0
22:00	51	0	0.0	49	96.1	0	0.0	2	3.9	0	0.0
23:00	44	0	0.0	40	90.9	0	0.0	4	9.1	0	0.0
12H,7-19	2848	27	1.0	2663	93.5	88	3.1	70	2.5	0	0.0
16H,6-22	3125	30	1.0	2909	93.1	99	3.2	87	2.8	0	0.0
18H,6-24	3220	30	0.9	2998	93.1	99	3.1	93	2.9	0	0.0
24H,0-24	3295	30	0.9	3067	93.1	104	3.2	94	2.9	0	0.0

12835 OXFORDSHIRE Site No: 12835017 Location Site 17 - Eynsham Rd, Farmoor (E of Cumnor Rd)
 Wed 08-Nov-23 to Tue 21-Nov-23 Channel: Eastbound

TIME PERIOD	TOTAL VEHICLES	MOTOR-CYCLES	MOTOR-CYCLES%	CARS	CARS %	LGV	LGV %	HGV	HGV %	BUS	BUS %
Sun 19-Nov-23											
00:00	21	0	0.0	18	85.7	0	0.0	3	14.3	0	0.0
01:00	15	0	0.0	15	100.0	0	0.0	0	0.0	0	0.0
02:00	7	0	0.0	4	57.1	0	0.0	3	42.9	0	0.0
03:00	4	0	0.0	4	100.0	0	0.0	0	0.0	0	0.0
04:00	4	0	0.0	4	100.0	0	0.0	0	0.0	0	0.0
05:00	6	0	0.0	6	100.0	0	0.0	0	0.0	0	0.0
06:00	29	0	0.0	27	93.1	1	3.5	1	3.5	0	0.0
07:00	69	0	0.0	66	95.7	3	4.4	0	0.0	0	0.0
08:00	107	1	0.9	93	86.9	4	3.7	9	8.4	0	0.0
09:00	179	4	2.2	158	88.3	5	2.8	12	6.7	0	0.0
10:00	327	2	0.6	298	91.1	8	2.5	19	5.8	0	0.0
11:00	341	3	0.9	322	94.4	10	2.9	6	1.8	0	0.0
12:00	312	2	0.6	280	89.7	19	6.1	11	3.5	0	0.0
13:00	306	2	0.7	291	95.1	7	2.3	6	2.0	0	0.0
14:00	262	3	1.2	247	94.3	2	0.8	10	3.8	0	0.0
15:00	231	2	0.9	209	90.5	9	3.9	11	4.8	0	0.0
16:00	236	2	0.9	215	91.1	7	3.0	12	5.1	0	0.0
17:00	274	2	0.7	258	94.2	3	1.1	11	4.0	0	0.0
18:00	178	6	3.4	156	87.6	5	2.8	11	6.2	0	0.0
19:00	90	0	0.0	84	93.3	3	3.3	3	3.3	0	0.0
20:00	64	0	0.0	59	92.2	3	4.7	2	3.1	0	0.0
21:00	46	0	0.0	43	93.5	1	2.2	2	4.4	0	0.0
22:00	29	0	0.0	27	93.1	1	3.5	1	3.5	0	0.0
23:00	14	0	0.0	13	92.9	0	0.0	1	7.1	0	0.0
12H,7-19	2822	29	1.0	2593	91.9	82	2.9	118	4.2	0	0.0
16H,6-22	3051	29	1.0	2806	92.0	90	3.0	126	4.1	0	0.0
18H,6-24	3094	29	0.9	2846	92.0	91	2.9	128	4.1	0	0.0
24H,0-24	3151	29	0.9	2897	91.9	91	2.9	134	4.3	0	0.0

12835 OXFORDSHIRE Site No: 12835017 Location Site 17 - Eynsham Rd, Farmoor (E of Cumnor Rd)
 Wed 08-Nov-23 to Tue 21-Nov-23 Channel: Eastbound

TIME PERIOD	TOTAL VEHICLES	MOTOR-CYCLES	MOTOR-CYCLES%	CARS	CARS %	LGV	LGV %	HGV	HGV %	BUS	BUS %
Mon 20-Nov-23											
00:00	7	0	0.0	5	71.4	2	28.6	0	0.0	0	0.0
01:00	10	0	0.0	10	100.0	0	0.0	0	0.0	0	0.0
02:00	2	0	0.0	2	100.0	0	0.0	0	0.0	0	0.0
03:00	12	0	0.0	10	83.3	1	8.3	1	8.3	0	0.0
04:00	16	0	0.0	13	81.3	3	18.8	0	0.0	0	0.0
05:00	59	0	0.0	56	94.9	2	3.4	1	1.7	0	0.0
06:00	247	3	1.2	211	85.4	16	6.5	17	6.9	0	0.0
07:00	354	5	1.4	305	86.2	20	5.7	24	6.8	0	0.0
08:00	375	5	1.3	332	88.5	15	4.0	23	6.1	0	0.0
09:00	314	2	0.6	279	88.9	18	5.7	15	4.8	0	0.0
10:00	271	2	0.7	241	88.9	18	6.6	9	3.3	1	0.4
11:00	273	2	0.7	236	86.5	23	8.4	12	4.4	0	0.0
12:00	260	2	0.8	222	85.4	27	10.4	8	3.1	1	0.4
13:00	237	1	0.4	212	89.5	15	6.3	9	3.8	0	0.0
14:00	222	0	0.0	195	87.8	16	7.2	11	5.0	0	0.0
15:00	328	4	1.2	281	85.7	30	9.2	13	4.0	0	0.0
16:00	271	3	1.1	236	87.1	20	7.4	12	4.4	0	0.0
17:00	253	0	0.0	233	92.1	17	6.7	3	1.2	0	0.0
18:00	269	3	1.1	253	94.1	6	2.2	7	2.6	0	0.0
19:00	144	0	0.0	135	93.8	3	2.1	6	4.2	0	0.0
20:00	77	0	0.0	73	94.8	1	1.3	3	3.9	0	0.0
21:00	49	0	0.0	44	89.8	1	2.0	4	8.2	0	0.0
22:00	67	2	3.0	60	89.6	2	3.0	3	4.5	0	0.0
23:00	18	0	0.0	15	83.3	0	0.0	3	16.7	0	0.0
12H,7-19	3427	29	0.9	3025	88.3	225	6.6	146	4.3	2	0.1
16H,6-22	3944	32	0.8	3488	88.4	246	6.2	176	4.5	2	0.1
18H,6-24	4029	34	0.8	3563	88.4	248	6.2	182	4.5	2	0.1
24H,0-24	4135	34	0.8	3659	88.5	256	6.2	184	4.5	2	0.1

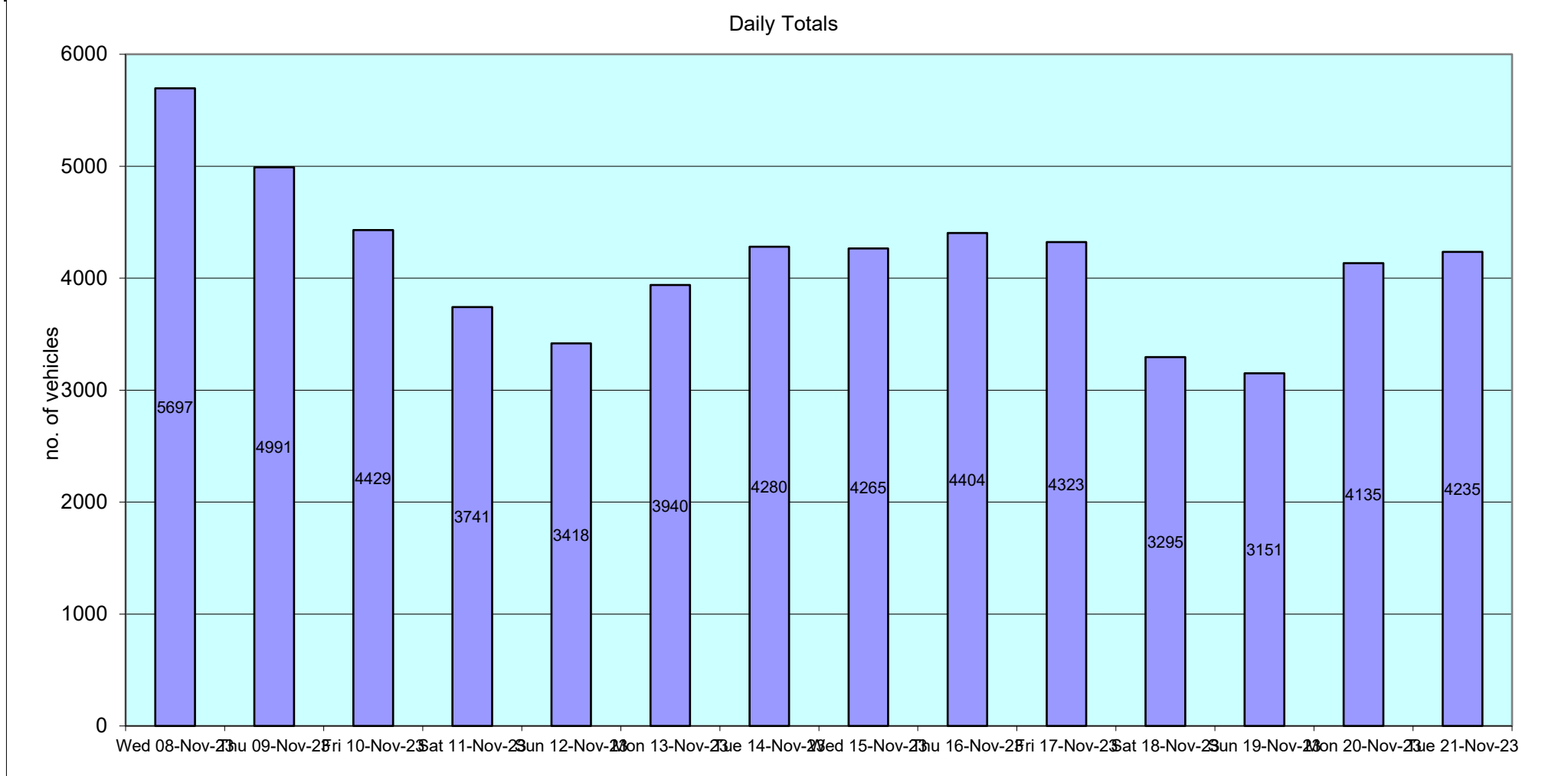
12835 OXFORDSHIRE Site No: 12835017 Location Site 17 - Eynsham Rd, Farmoor (E of Cumnor Rd)
 Wed 08-Nov-23 to Tue 21-Nov-23 Channel: Eastbound

TIME PERIOD	TOTAL VEHICLES	MOTOR-CYCLES	MOTOR-CYCLES%	CARS	CARS %	LGV	LGV %	HGV	HGV %	BUS	BUS %
Tue 21-Nov-23											
00:00	9	0	0.0	7	77.8	1	11.1	1	11.1	0	0.0
01:00	5	1	20.0	4	80.0	0	0.0	0	0.0	0	0.0
02:00	4	0	0.0	3	75.0	0	0.0	1	25.0	0	0.0
03:00	1	0	0.0	0	0.0	1	100.0	0	0.0	0	0.0
04:00	10	0	0.0	8	80.0	2	20.0	0	0.0	0	0.0
05:00	62	1	1.6	56	90.3	2	3.2	3	4.8	0	0.0
06:00	269	1	0.4	244	90.7	11	4.1	13	4.8	0	0.0
07:00	367	9	2.5	321	87.5	24	6.5	13	3.5	0	0.0
08:00	396	6	1.5	356	89.9	20	5.1	14	3.5	0	0.0
09:00	331	2	0.6	293	88.5	25	7.6	11	3.3	0	0.0
10:00	287	3	1.1	254	88.5	20	7.0	10	3.5	0	0.0
11:00	278	1	0.4	228	82.0	31	11.2	17	6.1	1	0.4
12:00	237	5	2.1	205	86.5	14	5.9	13	5.5	0	0.0
13:00	252	6	2.4	220	87.3	17	6.8	9	3.6	0	0.0
14:00	261	0	0.0	230	88.1	16	6.1	15	5.8	0	0.0
15:00	278	2	0.7	247	88.9	16	5.8	13	4.7	0	0.0
16:00	290	0	0.0	253	87.2	25	8.6	11	3.8	1	0.3
17:00	303	2	0.7	273	90.1	12	4.0	16	5.3	0	0.0
18:00	252	1	0.4	242	96.0	1	0.4	8	3.2	0	0.0
19:00	123	2	1.6	109	88.6	0	0.0	12	9.8	0	0.0
20:00	85	3	3.5	75	88.2	1	1.2	6	7.1	0	0.0
21:00	56	2	3.6	50	89.3	0	0.0	4	7.1	0	0.0
22:00	61	0	0.0	53	86.9	3	4.9	5	8.2	0	0.0
23:00	18	0	0.0	15	83.3	2	11.1	1	5.6	0	0.0
12H,7-19	3532	37	1.1	3122	88.4	221	6.3	150	4.3	2	0.1
16H,6-22	4065	45	1.1	3600	88.6	233	5.7	185	4.6	2	0.1
18H,6-24	4144	45	1.1	3668	88.5	238	5.7	191	4.6	2	0.1
24H,0-24	4235	47	1.1	3746	88.5	244	5.8	196	4.6	2	0.1

12835 OXFORDSHIRE Site No: 12835017 Location Site 17 - Eynsham Rd, Farmoor (E of Cumnor Rd)
 Wed 08-Nov-23 to Tue 21-Nov-23 Channel: Eastbound

TIME PERIOD	TOTAL VEHICLES	MOTOR-CYCLES	MOTOR-CYCLES%	CARS	CARS %	LGV	LGV %	HGV	HGV %	BUS	BUS %
Daily Totals											
Wed 08-Nov-23	5697	40	0.7	5120	89.9	263	4.6	273	4.8	1	0.0
Thu 09-Nov-23	4991	55	1.1	4338	86.9	296	5.9	300	6.0	2	0.0
Fri 10-Nov-23	4429	34	0.8	3847	86.9	220	5.0	327	7.4	1	0.0
Sat 11-Nov-23	3741	50	1.3	3425	91.6	119	3.2	146	3.9	1	0.0
Sun 12-Nov-23	3418	18	0.5	3087	90.3	80	2.3	233	6.8	0	0.0
Mon 13-Nov-23	3940	34	0.9	3482	88.4	251	6.4	169	4.3	4	0.1
Tue 14-Nov-23	4280	36	0.8	3736	87.3	219	5.1	288	6.7	1	0.0
Wed 15-Nov-23	4265	37	0.9	3714	87.1	229	5.4	282	6.6	3	0.1
Thu 16-Nov-23	4404	35	0.8	3902	88.6	197	4.5	270	6.1	0	0.0
Fri 17-Nov-23	4323	39	0.9	3821	88.4	194	4.5	269	6.2	0	0.0
Sat 18-Nov-23	3295	30	0.9	3067	93.1	104	3.2	94	2.9	0	0.0
Sun 19-Nov-23	3151	29	0.9	2897	91.9	91	2.9	134	4.3	0	0.0
Mon 20-Nov-23	4135	34	0.8	3659	88.5	256	6.2	184	4.5	2	0.1
Tue 21-Nov-23	4235	47	1.1	3746	88.5	244	5.8	196	4.6	2	0.1

TIME PERIOD	TOTAL VEHICLES	MOTOR-CYCLES	MOTOR-CYCLES%	CARS	CARS %	LGV	LGV %	HGV	HGV %	BUS	BUS %
Total Vehicles											
[-]	58304	518	0.9	51841	89.1	2763	4.6	3165	5.4	17	0.0



12835 OXFORDSHIRE Site No: 12835017 Location Site 17 - Eynsham Rd, Farmoor (E of Cumnor Rd)
 Wed 08-Nov-23 to Tue 21-Nov-23 Channel: Eastbound

Time Period	Total Vehicles	85%ile Speed	Mean Speed	Stand Dev.	<6Mph	6-<11	11-<16	16-<21	21-<26	26-<31	31-<36	36-<41	41-<46	46-<51	51-<56	=>56
Wed 08-Nov-23																
00:00	4	-	41	8.7	0	0	0	0	0	0	1	2	0	0	1	0
01:00	6	-	41	7.7	0	0	0	0	0	1	0	2	1	2	0	0
02:00	2	-	28.5	7.1	0	0	0	0	1	0	1	0	0	0	0	0
03:00	7	-	37.1	12.9	0	0	0	1	0	0	4	0	0	1	0	1
04:00	13	42.9	37.3	6	0	0	0	0	0	3	1	5	4	0	0	0
05:00	52	44.7	38.4	7	0	0	0	0	1	7	10	16	13	3	1	1
06:00	288	40.2	35.4	5.2	0	0	0	0	2	47	122	87	21	8	0	1
07:00	714	35.7	32	4.4	0	0	1	1	35	246	344	75	9	2	1	0
08:00	459	37.4	32.9	5.7	0	0	3	5	15	124	224	68	10	5	0	5
09:00	405	35.6	31.1	5.3	0	1	3	2	34	165	151	41	4	2	1	1
10:00	341	35.7	32.2	4.6	0	0	0	3	11	113	173	32	7	1	0	1
11:00	287	36.2	32.2	4.6	0	0	0	1	11	103	127	36	8	1	0	0
12:00	295	36	32	5.4	0	0	0	6	14	105	125	39	3	0	0	3
13:00	273	37.2	32.5	4.9	0	1	1	1	5	94	119	44	6	2	0	0
14:00	341	35.6	31.5	4.4	0	0	1	1	21	127	153	34	4	0	0	0
15:00	387	35.5	31.4	4.4	0	0	0	3	21	160	161	35	7	0	0	0
16:00	573	35	30.6	4.8	0	2	0	3	56	262	206	33	7	3	1	0
17:00	483	35.3	31	4.6	0	1	0	8	31	199	201	38	3	2	0	0
18:00	387	36.1	32.4	4.5	0	0	1	1	16	113	196	54	3	3	0	0
19:00	193	38.2	33.1	5.1	0	1	0	0	4	60	84	33	9	2	0	0
20:00	72	40.8	35.9	6.5	0	0	0	0	2	11	29	19	6	3	1	1
21:00	51	40.5	34.1	9.2	0	2	0	3	1	5	22	11	3	1	3	0
22:00	44	42.1	36.5	6.5	0	0	0	0	1	7	14	14	4	3	1	0
23:00	20	41.8	34.3	7.3	0	0	0	0	0	9	5	2	3	0	1	0
12H,7-19	4945	35.8	31.8	4.8	0	5	10	35	270	1811	2180	529	71	21	3	10
16H,6-22	5549	36.1	32.1	5	0	8	10	38	279	1934	2437	679	110	35	7	12
18H,6-24	5613	36.2	32.1	5.1	0	8	10	38	280	1950	2456	695	117	38	9	12
24H,0-24	5697	36.5	32.2	5.2	0	8	10	39	282	1961	2473	720	135	44	11	14

12835 OXFORDSHIRE Site No: 12835017 Location Site 17 - Eynsham Rd, Farmoor (E of Cumnor Rd)
 Wed 08-Nov-23 to Tue 21-Nov-23 Channel: Eastbound

Time Period	Total Vehicles	85%ile Speed	Mean Speed	Stand Dev.	<6Mph	6-<11	11-<16	16-<21	21-<26	26-<31	31-<36	36-<41	41-<46	46-<51	51-<56	=>56
Thu 09-Nov-23																
00:00	6	-	50.2	7.6	0	0	0	0	0	0	0	1	0	3	0	2
01:00	4	-	33.5	17.8	0	0	1	0	1	0	0	0	0	2	0	0
02:00	6	-	44.3	5.1	0	0	0	0	0	0	0	2	1	3	0	0
03:00	2	-	43.5	7.1	0	0	0	0	0	0	0	1	0	1	0	0
04:00	11	50.6	42.1	7.2	0	0	0	0	0	0	2	4	2	1	2	0
05:00	64	43.9	38	6.2	0	0	0	0	1	6	16	24	12	4	0	1
06:00	274	40.5	35.5	5.3	0	0	0	1	1	46	109	83	26	6	2	0
07:00	720	35.8	31.9	4.8	0	0	5	11	34	220	358	77	13	2	0	0
08:00	472	36.8	32.6	5.9	0	0	4	7	24	120	235	63	10	3	0	6
09:00	370	37.4	32.4	4.9	0	0	2	0	26	106	163	62	11	0	0	0
10:00	300	34.9	30.6	4.7	0	1	1	5	18	138	116	17	3	1	0	0
11:00	281	35.7	31.1	5.3	0	0	1	7	22	115	100	26	8	2	0	0
12:00	276	35.5	31.1	5	0	0	3	3	21	104	115	26	3	1	0	0
13:00	272	35.8	31.9	5	0	0	0	3	16	94	122	33	1	1	1	1
14:00	330	34.5	30	4.8	0	0	4	3	38	157	110	14	2	2	0	0
15:00	258	34.9	30.2	4.9	0	0	2	2	39	101	96	13	5	0	0	0
16:00	278	34.8	29.4	5.9	0	0	4	10	52	115	73	17	5	0	1	1
17:00	325	33.6	29.1	4.3	0	0	1	5	51	178	78	10	1	1	0	0
18:00	299	34.5	30.1	4.1	0	0	1	0	30	159	92	16	1	0	0	0
19:00	175	34.7	30.6	4	0	0	0	2	11	83	70	9	0	0	0	0
20:00	102	37.7	31.7	5.2	0	0	0	2	6	43	28	21	2	0	0	0
21:00	57	35.6	31.1	5.2	0	0	1	1	3	22	23	6	1	0	0	0
22:00	55	38	34.1	4.5	0	0	0	0	1	8	34	8	3	1	0	0
23:00	54	37.5	33.5	4.3	0	0	0	0	0	14	28	11	0	1	0	0
12H,7-19	4181	35.5	31.1	5.1	0	1	28	56	371	1607	1658	374	63	13	2	8
16H,6-22	4789	35.7	31.3	5.2	0	1	29	62	392	1801	1888	493	92	19	4	8
18H,6-24	4898	35.8	31.4	5.2	0	1	29	62	393	1823	1950	512	95	21	4	8
24H,0-24	4991	35.9	31.5	5.4	0	1	30	62	395	1829	1968	544	110	35	6	11

12835 OXFORDSHIRE Site No: 12835017 Location Site 17 - Eynsham Rd, Farmoor (E of Cumnor Rd)
 Wed 08-Nov-23 to Tue 21-Nov-23 Channel: Eastbound

Time Period	Total Vehicles	85%ile Speed	Mean Speed	Stand Dev.	<6Mph	6-<11	11-<16	16-<21	21-<26	26-<31	31-<36	36-<41	41-<46	46-<51	51-<56	=>56
Fri 10-Nov-23																
00:00	15	38.1	32.8	5.5	0	0	0	0	1	5	5	3	1	0	0	0
01:00	12	39.5	38.1	7.3	0	0	0	0	0	0	6	4	1	0	0	1
02:00	5	-	38.5	9.4	0	0	0	0	0	1	1	2	0	0	1	0
03:00	10	38.5	32.5	6.7	0	0	0	0	2	2	3	2	1	0	0	0
04:00	17	40.3	35.9	6.5	0	0	0	0	2	1	4	8	1	1	0	0
05:00	72	40	33.9	6.2	0	0	0	0	8	10	34	11	6	3	0	0
06:00	219	37.8	32.7	5	0	0	0	0	14	66	92	37	8	2	0	0
07:00	295	35.4	31.5	4.9	0	0	3	2	8	120	134	24	2	0	0	2
08:00	325	35.4	31.1	4.5	0	0	0	4	23	139	124	31	4	0	0	0
09:00	378	34.7	30.4	4.3	0	0	3	0	33	178	146	14	3	1	0	0
10:00	313	34.6	30	4.5	0	0	3	3	29	157	103	16	2	0	0	0
11:00	265	35.1	30.6	4.6	0	0	2	2	18	129	91	21	1	0	1	0
12:00	236	35.1	29.6	6.2	0	1	13	2	28	87	84	19	1	1	0	0
13:00	288	35.2	30.3	5.2	1	1	1	5	29	129	94	24	4	0	0	0
14:00	314	35.8	32.3	4.7	0	0	0	1	22	84	165	33	7	1	1	0
15:00	345	35.4	31	4.8	0	0	0	5	30	143	131	28	6	2	0	0
16:00	275	35.2	30.3	5.5	0	0	3	15	26	97	110	20	3	1	0	0
17:00	319	35.3	30	5.4	0	0	2	10	46	137	87	34	2	0	1	0
18:00	321	35.4	31.5	4.1	0	0	0	0	12	139	138	30	1	0	1	0
19:00	185	37.8	33	5	0	0	0	0	6	59	83	24	11	2	0	0
20:00	74	38.3	33	5.2	0	0	0	0	3	25	27	16	1	2	0	0
21:00	59	39.2	33.8	5.3	0	0	0	0	2	17	21	15	3	1	0	0
22:00	50	37.4	32.2	5.3	0	0	0	0	5	16	19	7	3	0	0	0
23:00	37	36.8	32.3	4.7	0	0	0	0	2	13	15	6	1	0	0	0
12H,7-19	3674	35.3	30.8	4.9	1	2	30	49	304	1539	1407	294	36	6	4	2
16H,6-22	4211	35.5	31	5	1	2	30	49	329	1706	1630	386	59	13	4	2
18H,6-24	4298	35.5	31.1	5	1	2	30	49	336	1735	1664	399	63	13	4	2
24H,0-24	4429	35.6	31.2	5.1	1	2	30	49	349	1754	1717	429	73	17	5	3

12835 OXFORDSHIRE Site No: 12835017 Location Site 17 - Eynsham Rd, Farmoor (E of Cumnor Rd)
 Wed 08-Nov-23 to Tue 21-Nov-23 Channel: Eastbound

Time Period	Total Vehicles	85%ile Speed	Mean Speed	Stand Dev.	<6Mph	6-<11	11-<16	16-<21	21-<26	26-<31	31-<36	36-<41	41-<46	46-<51	51-<56	=>56
Sat 11-Nov-23																
00:00	26	37	33.3	5.4	0	0	0	0	1	7	13	3	1	1	0	0
01:00	10	38.5	34	8.4	0	0	0	0	1	3	3	2	0	0	1	0
02:00	7	-	32.8	4.7	0	0	0	0	0	3	2	2	0	0	0	0
03:00	4	-	32.3	2.8	0	0	0	0	0	1	3	0	0	0	0	0
04:00	12	44.5	38.9	8.7	0	0	0	0	0	3	0	6	1	1	0	1
05:00	23	41.3	35.5	6.7	0	0	0	0	1	3	12	3	1	3	0	0
06:00	55	43	35.6	6.9	0	0	0	0	3	10	20	10	8	3	1	0
07:00	116	37.7	33.7	5	0	0	0	1	0	28	63	18	2	3	1	0
08:00	187	35.8	32.5	4.1	0	0	0	0	5	56	102	19	5	0	0	0
09:00	282	38.7	33.9	4.5	0	0	0	0	3	65	137	63	12	2	0	0
10:00	342	37.5	32.2	5.4	0	0	4	2	15	119	133	58	8	2	1	0
11:00	313	38.5	33.1	5.1	0	0	3	0	16	76	133	76	8	1	0	0
12:00	344	35.6	30.9	5.4	0	0	7	5	34	114	144	37	2	1	0	0
13:00	319	35.9	31.8	4.9	0	1	0	3	28	88	155	38	5	1	0	0
14:00	320	37.1	32.1	5.4	0	0	3	2	24	99	134	43	14	0	1	0
15:00	267	36.5	31.1	6	0	0	4	6	26	103	84	33	8	2	1	0
16:00	295	35.8	31.6	4.7	0	0	0	0	17	133	104	31	8	2	0	0
17:00	336	35.3	31.3	4.2	0	0	1	2	12	149	141	27	4	0	0	0
18:00	186	37.3	32.9	5.1	0	0	0	1	6	57	88	21	11	1	1	0
19:00	112	39.4	34.6	5.2	0	0	0	0	2	20	57	23	6	3	1	0
20:00	51	42.3	35.8	6.2	0	0	0	0	1	11	16	13	7	3	0	0
21:00	49	41.1	35	6.5	0	0	0	0	1	12	19	9	6	0	2	0
22:00	40	40.5	34.3	6.5	0	0	1	0	1	8	17	7	5	1	0	0
23:00	45	38.3	33.1	6.5	0	0	0	0	4	14	17	6	0	4	0	0
12H,7-19	3307	36.8	32.1	5.1	0	1	22	22	186	1087	1418	464	87	15	5	0
16H,6-22	3574	37.2	32.3	5.2	0	1	22	22	193	1140	1530	519	114	24	9	0
18H,6-24	3659	37.3	32.4	5.3	0	1	23	22	198	1162	1564	532	119	29	9	0
24H,0-24	3741	37.4	32.4	5.3	0	1	23	22	201	1182	1597	548	122	34	10	1

12835 OXFORDSHIRE Site No: 12835017 Location Site 17 - Eynsham Rd, Farmoor (E of Cumnor Rd)
 Wed 08-Nov-23 to Tue 21-Nov-23 Channel: Eastbound

Time Period	Total Vehicles	85%ile Speed	Mean Speed	Stand Dev.	<6Mph	6-<11	11-<16	16-<21	21-<26	26-<31	31-<36	36-<41	41-<46	46-<51	51-<56	=>56
Sun 12-Nov-23																
00:00	18	40.5	35.4	7.6	0	0	0	0	0	5	7	3	2	0	0	1
01:00	10	43.5	38.5	5.9	0	0	0	0	0	1	2	4	2	1	0	0
02:00	8	-	37.9	8.7	0	0	0	0	0	2	2	1	2	0	1	0
03:00	2	-	46	17.7	0	0	0	0	0	0	1	0	0	0	0	1
04:00	8	-	37.9	9.9	0	0	0	0	2	0	1	0	4	1	0	0
05:00	7	-	37.1	9.9	0	0	0	0	1	1	1	2	1	0	1	0
06:00	27	45.7	39.4	7.3	0	0	0	0	0	3	7	5	8	3	0	1
07:00	77	44.3	36.9	8.2	0	0	1	0	1	12	28	17	9	4	1	4
08:00	101	38.8	34.3	5.2	0	0	1	0	2	14	55	24	2	2	1	0
09:00	212	38.5	33.5	5.5	0	0	1	0	7	53	104	30	12	4	0	1
10:00	352	37.4	32.9	4.7	0	0	0	1	8	112	162	55	13	0	0	1
11:00	354	36	32.1	4.7	0	0	1	2	15	124	160	43	7	1	1	0
12:00	405	35.5	31.6	4.2	0	0	0	2	12	173	176	36	5	1	0	0
13:00	374	35.7	32.1	4.1	0	0	0	0	11	131	188	40	3	0	1	0
14:00	289	35.3	31.3	4.3	0	0	1	1	17	113	132	22	3	0	0	0
15:00	246	36.1	32.2	4.6	0	0	0	0	12	88	108	31	5	2	0	0
16:00	241	35.8	31.3	4.6	0	0	0	2	12	111	83	31	0	2	0	0
17:00	230	35.7	31.6	4.4	0	0	1	0	12	90	98	26	3	0	0	0
18:00	180	37.6	33.3	5	0	0	0	0	1	58	85	26	6	2	2	0
19:00	141	38.1	33.7	4.5	0	0	0	0	4	27	79	22	9	0	0	0
20:00	52	41.9	35.5	6.1	0	0	0	0	1	12	16	13	9	0	1	0
21:00	41	41.4	34.2	7.2	0	0	0	0	1	15	14	4	4	1	2	0
22:00	28	42.3	35.5	6.9	0	0	0	1	1	4	9	7	5	1	0	0
23:00	15	41.6	37.2	5.3	0	0	0	0	0	1	6	5	2	1	0	0
12H,7-19	3061	36.3	32.3	4.8	0	0	6	8	110	1079	1379	381	68	18	6	6
16H,6-22	3322	36.7	32.5	4.9	0	0	6	8	116	1136	1495	425	98	22	9	7
18H,6-24	3365	36.9	32.6	5	0	0	6	9	117	1141	1510	437	105	24	9	7
24H,0-24	3418	37.1	32.6	5.1	0	0	6	9	120	1150	1524	447	116	26	11	9

12835 OXFORDSHIRE Site No: 12835017 Location Site 17 - Eynsham Rd, Farmoor (E of Cumnor Rd)
 Wed 08-Nov-23 to Tue 21-Nov-23 Channel: Eastbound

Time Period	Total Vehicles	85%ile Speed	Mean Speed	Stand Dev.	<6Mph	6-<11	11-<16	16-<21	21-<26	26-<31	31-<36	36-<41	41-<46	46-<51	51-<56	=>56
Mon 13-Nov-23																
00:00	10	41	38.5	4.3	0	0	0	0	0	1	0	7	2	0	0	0
01:00	3	-	41.8	5.9	0	0	0	0	0	0	0	2	0	1	0	0
02:00	2	-	41	3.5	0	0	0	0	0	0	0	1	1	0	0	0
03:00	3	-	30.2	3.1	0	0	0	0	0	2	1	0	0	0	0	0
04:00	14	46.7	38.1	7.3	0	0	0	0	0	2	5	2	2	3	0	0
05:00	62	44.1	38.9	5.6	0	0	0	0	0	6	9	26	18	1	2	0
06:00	219	41.1	35.8	5.5	0	0	0	0	5	30	84	66	30	2	1	1
07:00	518	35.8	32.1	4.3	0	0	0	2	30	153	267	58	7	1	0	0
08:00	296	35	29.8	6.2	0	6	10	6	21	118	112	19	4	0	0	0
09:00	265	35.2	31	4.9	0	0	3	5	13	107	115	19	2	0	1	0
10:00	229	35.5	31.6	4.6	0	0	0	1	10	97	95	20	4	1	1	0
11:00	250	34.4	30	4.5	0	0	0	2	25	140	67	14	1	0	0	1
12:00	258	34.1	29.5	4.2	0	0	1	2	39	129	78	9	0	0	0	0
13:00	266	32.7	28.8	4.4	0	1	2	9	24	173	48	7	2	0	0	0
14:00	212	35	30.5	4.3	0	0	0	1	20	105	67	18	1	0	0	0
15:00	286	34.4	29.2	5.2	0	0	2	17	40	129	80	16	2	0	0	0
16:00	312	34.5	29.7	5.2	0	0	8	2	39	152	90	16	3	2	0	0
17:00	249	34.3	29.6	4.7	0	0	1	7	31	128	66	13	3	0	0	0
18:00	204	35.1	30.3	5.2	0	0	3	5	18	89	71	16	0	2	0	0
19:00	122	34.7	30.8	4.4	1	0	0	1	7	47	63	3	0	0	0	0
20:00	56	38.2	33.1	4.4	0	0	0	0	1	18	21	16	0	0	0	0
21:00	43	37.7	33.3	5.3	0	0	0	0	3	9	22	6	2	1	0	0
22:00	42	39.3	34.2	6.6	0	0	0	0	2	10	18	8	2	1	0	1
23:00	19	43.7	36.9	6.4	0	0	0	0	0	4	5	4	5	1	0	0
12H,7-19	3345	35	30.3	5	0	7	30	59	310	1520	1156	225	29	6	2	1
16H,6-22	3785	35.3	30.7	5.1	1	7	30	60	326	1624	1346	316	61	9	3	2
18H,6-24	3846	35.4	30.8	5.2	1	7	30	60	328	1638	1369	328	68	11	3	3
24H,0-24	3940	35.6	30.9	5.4	1	7	30	60	328	1649	1384	366	91	16	5	3

12835 OXFORDSHIRE Site No: 12835017 Location Site 17 - Eynsham Rd, Farmoor (E of Cumnor Rd)
 Wed 08-Nov-23 to Tue 21-Nov-23 Channel: Eastbound

Time Period	Total Vehicles	85%ile Speed	Mean Speed	Stand Dev.	<6Mph	6-<11	11-<16	16-<21	21-<26	26-<31	31-<36	36-<41	41-<46	46-<51	51-<56	=>56
Tue 14-Nov-23																
00:00	9	-	35.7	5.2	0	0	0	0	0	2	2	4	1	0	0	0
01:00	3	-	41.8	3.1	0	0	0	0	0	0	0	1	2	0	0	0
02:00	2	-	36	10.6	0	0	0	0	0	1	0	0	1	0	0	0
03:00	1	-	38.5	-	0	0	0	0	0	0	0	1	0	0	0	0
04:00	13	39.2	33.1	6.1	0	0	0	0	1	5	2	4	1	0	0	0
05:00	56	40.2	35.6	5.7	0	0	0	0	0	12	19	19	3	2	1	0
06:00	308	35.9	31.9	4.5	0	0	0	3	16	104	140	43	1	1	0	0
07:00	342	35.3	31	4.8	0	0	0	1	21	182	100	29	6	1	1	1
08:00	338	35.1	30.7	5.1	0	2	0	10	16	158	122	21	8	0	1	0
09:00	327	34	29.6	4.5	0	0	6	5	22	184	100	7	3	0	0	0
10:00	308	33.4	29.2	4.1	0	0	2	3	37	184	74	6	2	0	0	0
11:00	274	34	29.5	4.6	0	1	0	8	27	147	81	9	0	0	1	0
12:00	260	34.2	29.8	4.6	0	2	3	0	19	147	77	10	2	0	0	0
13:00	267	34.8	30.2	4.3	0	0	0	1	31	132	83	18	2	0	0	0
14:00	246	34.3	29.3	5.1	0	1	1	11	35	106	83	6	2	1	0	0
15:00	300	34.8	30.3	4.5	0	0	0	5	28	149	96	20	1	0	1	0
16:00	394	32.6	28.6	4.3	0	0	2	9	68	232	71	10	1	1	0	0
17:00	329	32.8	28.5	4.5	0	0	1	5	77	177	53	14	2	0	0	0
18:00	166	34.9	30.4	4.6	0	0	0	0	24	71	59	8	4	0	0	0
19:00	113	35.5	31.6	5.5	0	0	0	0	11	42	47	9	1	2	0	1
20:00	80	39.8	34.3	5.8	0	0	0	1	2	16	38	14	7	1	1	0
21:00	74	38.5	32.7	5.9	0	0	2	0	4	19	29	17	3	0	0	0
22:00	56	40.3	36.2	6.8	0	0	0	0	1	9	20	20	1	2	2	1
23:00	14	40	33.9	8.7	0	0	0	0	1	7	1	3	0	1	1	0
12H,7-19	3551	34.3	29.7	4.6	0	6	15	58	405	1869	999	158	33	3	4	1
16H,6-22	4126	34.7	30.1	4.8	0	6	17	62	438	2050	1253	241	45	7	5	2
18H,6-24	4196	34.8	30.2	4.9	0	6	17	62	440	2066	1274	264	46	10	8	3
24H,0-24	4280	35	30.3	5	0	6	17	62	441	2086	1297	293	54	12	9	3

12835 OXFORDSHIRE Site No: 12835017 Location Site 17 - Eynsham Rd, Farmoor (E of Cumnor Rd)
 Wed 08-Nov-23 to Tue 21-Nov-23 Channel: Eastbound

Time Period	Total Vehicles	85%ile Speed	Mean Speed	Stand Dev.	<6Mph	6-<11	11-<16	16-<21	21-<26	26-<31	31-<36	36-<41	41-<46	46-<51	51-<56	=>56
Wed 15-Nov-23																
00:00	2	-	41	3.5	0	0	0	0	0	0	0	1	1	0	0	0
01:00	11	40.6	37.1	4.2	0	0	0	0	0	0	5	4	2	0	0	0
02:00	1	-	38.5	-	0	0	0	0	0	0	0	1	0	0	0	0
03:00	4	-	33.5	1.6	0	0	0	0	0	0	4	0	0	0	0	0
04:00	15	42.3	36.5	7.9	0	0	0	0	0	5	2	5	1	1	1	0
05:00	59	38.7	34.9	4.6	0	0	0	0	0	6	36	14	1	1	1	0
06:00	245	36.3	32.5	4.7	0	0	0	0	10	80	116	31	5	2	1	0
07:00	365	35.3	31.1	4.5	0	0	2	0	20	173	132	32	5	1	0	0
08:00	445	34.5	29.7	4.8	0	0	6	8	56	204	149	20	1	1	0	0
09:00	346	35.1	31	4.2	0	0	0	1	27	144	149	21	4	0	0	0
10:00	261	35.3	30.5	5.1	0	0	2	9	19	116	87	26	1	1	0	0
11:00	242	35.1	30.9	4.4	0	0	0	4	17	101	101	17	2	0	0	0
12:00	224	34.3	29.6	4.9	0	1	3	5	22	109	75	8	0	1	0	0
13:00	229	34.6	30	4.7	0	2	0	3	19	119	72	11	3	0	0	0
14:00	245	34.6	29.9	4.8	0	0	2	2	29	127	67	14	3	1	0	0
15:00	344	34.2	29	5.2	0	0	4	14	63	143	105	12	2	1	0	0
16:00	226	34.2	29.7	4.1	0	0	0	1	32	114	70	8	1	0	0	0
17:00	349	33.9	29.6	4.4	0	0	0	6	41	200	84	13	4	0	1	0
18:00	249	34.4	29.7	4.4	0	0	1	0	39	121	74	12	2	0	0	0
19:00	156	37.1	32.6	4.5	0	0	0	0	8	46	72	28	1	1	0	0
20:00	94	38.2	33.7	5.1	0	0	1	0	1	20	48	21	1	1	1	0
21:00	70	36.9	32.3	4.9	0	0	0	0	4	25	28	11	1	1	0	0
22:00	61	38.6	34.2	5.7	0	0	0	0	0	16	29	12	1	2	0	1
23:00	22	39.4	34.6	7.7	0	0	0	1	0	6	5	9	0	0	0	1
12H,7-19	3525	34.7	30.1	4.7	0	3	20	53	384	1671	1165	194	28	6	1	0
16H,6-22	4090	35	30.4	4.8	0	3	21	53	407	1842	1429	285	36	11	3	0
18H,6-24	4173	35.1	30.5	4.8	0	3	21	54	407	1864	1463	306	37	13	3	2
24H,0-24	4265	35.2	30.6	4.9	0	3	21	54	407	1875	1510	331	42	15	5	2

12835 OXFORDSHIRE Site No: 12835017 Location Site 17 - Eynsham Rd, Farmoor (E of Cumnor Rd)
 Wed 08-Nov-23 to Tue 21-Nov-23 Channel: Eastbound

Time Period	Total Vehicles	85%ile Speed	Mean Speed	Stand Dev.	<6Mph	6-<11	11-<16	16-<21	21-<26	26-<31	31-<36	36-<41	41-<46	46-<51	51-<56	=>56
Thu 16-Nov-23																
00:00	7	-	36.4	7.1	0	0	0	0	1	0	2	2	2	0	0	0
01:00	7	-	37.8	4.7	0	0	0	0	0	0	3	2	2	0	0	0
02:00	4	-	32.3	2.8	0	0	0	0	0	1	3	0	0	0	0	0
03:00	3	-	26.8	7.6	0	0	0	1	0	1	1	0	0	0	0	0
04:00	11	43.3	38	5.8	0	0	0	0	0	2	1	4	4	0	0	0
05:00	51	43.4	37.2	6.2	0	0	0	0	1	6	15	16	10	2	1	0
06:00	286	36.6	32.6	4.5	0	0	0	1	10	84	143	41	5	1	1	0
07:00	426	35.2	31	4.7	0	0	2	5	30	177	174	29	8	0	1	0
08:00	424	35.3	30.5	5.8	0	1	1	16	49	159	156	33	5	1	0	3
09:00	341	33.9	29.5	4.1	0	0	2	8	27	194	100	10	0	0	0	0
10:00	302	34.5	30.4	4.2	0	0	0	2	20	163	101	15	0	0	0	1
11:00	214	34.1	29.6	4.4	0	1	0	4	23	109	71	5	1	0	0	0
12:00	253	34.4	30	4.7	0	1	1	4	21	133	81	9	2	0	1	0
13:00	215	35	30.5	5.2	0	0	3	2	16	106	69	14	3	1	1	0
14:00	272	35	30.4	4.9	0	0	1	0	37	124	86	20	3	0	0	1
15:00	253	34	29.8	4.1	0	0	2	2	17	153	67	11	1	0	0	0
16:00	281	33.4	29	4.9	0	1	4	8	30	167	58	10	1	2	0	0
17:00	323	34.4	29.6	4.6	0	0	2	4	50	154	95	17	0	1	0	0
18:00	298	32.7	28.9	4.1	0	0	0	0	54	183	46	12	3	0	0	0
19:00	200	35	30.6	4.5	0	0	0	2	17	97	67	15	1	1	0	0
20:00	73	36.4	33	5.6	0	0	0	0	3	23	35	7	2	2	1	0
21:00	56	37.9	33.4	6.2	0	0	0	0	3	16	25	8	0	3	1	0
22:00	82	37.9	32.8	4.9	0	0	0	0	4	25	35	14	4	0	0	0
23:00	22	39	34.6	5.9	0	0	0	0	0	6	8	7	0	0	1	0
12H,7-19	3602	34.6	30	4.7	0	4	18	55	374	1822	1104	185	27	5	3	5
16H,6-22	4217	34.8	30.3	4.8	0	4	18	58	407	2042	1374	256	35	12	6	5
18H,6-24	4321	34.9	30.4	4.8	0	4	18	58	411	2073	1417	277	39	12	7	5
24H,0-24	4404	35	30.5	5	0	4	18	59	413	2083	1442	301	57	14	8	5

12835 OXFORDSHIRE Site No: 12835017 Location Site 17 - Eynsham Rd, Farmoor (E of Cumnor Rd)
 Wed 08-Nov-23 to Tue 21-Nov-23 Channel: Eastbound

Time Period	Total Vehicles	85%ile Speed	Mean Speed	Stand Dev.	<6Mph	6-<11	11-<16	16-<21	21-<26	26-<31	31-<36	36-<41	41-<46	46-<51	51-<56	=>56
Fri 17-Nov-23																
00:00	5	-	37.5	8.3	0	0	0	0	0	1	2	0	1	1	0	0
01:00	7	-	44.9	6.4	0	0	0	0	0	0	0	1	5	0	0	1
02:00	1	-	23.5	-	0	0	0	0	1	0	0	0	0	0	0	0
03:00	1	-	38.5	-	0	0	0	0	0	0	0	1	0	0	0	0
04:00	8	-	41.6	5.5	0	0	0	0	0	0	1	3	2	2	0	0
05:00	48	39.7	33.9	5.3	0	0	0	0	1	16	13	14	4	0	0	0
06:00	222	37.6	33	4.7	0	0	2	0	2	63	110	36	9	0	0	0
07:00	421	35.4	31.7	4.4	0	0	0	1	21	158	201	30	8	1	1	0
08:00	356	34.6	30	4.5	0	0	1	5	49	154	129	17	0	1	0	0
09:00	310	34.8	30.5	4.4	0	0	0	5	22	151	111	18	2	0	1	0
10:00	310	34.7	30.7	4.2	1	1	1	1	15	133	149	8	1	0	0	0
11:00	280	34.8	30.3	4.7	0	0	1	4	29	134	91	16	4	1	0	0
12:00	255	35.1	30.1	5.3	0	0	0	20	15	106	92	20	1	1	0	0
13:00	277	35	30.3	4.7	0	0	0	10	25	122	97	23	0	0	0	0
14:00	232	35.1	29.9	5.4	0	0	6	1	35	95	72	20	3	0	0	0
15:00	316	34.2	29.8	4.2	0	0	0	3	39	167	93	11	3	0	0	0
16:00	351	34.6	30.1	4.5	0	0	0	7	32	179	111	19	2	0	1	0
17:00	320	34.5	29.6	4.6	0	0	0	3	57	155	81	21	3	0	0	0
18:00	228	35.1	30.5	4.8	0	0	0	1	27	107	71	16	5	1	0	0
19:00	176	35.1	30.9	4.8	1	0	0	0	18	66	78	11	1	1	0	0
20:00	67	39.4	34.2	5	0	0	0	0	1	16	28	17	4	1	0	0
21:00	48	38.9	33.2	5.7	0	0	0	0	3	15	17	9	3	1	0	0
22:00	47	39	33.6	5.4	0	0	0	0	1	15	18	9	3	1	0	0
23:00	37	42.6	35.4	8.4	0	0	0	1	4	3	15	7	3	1	3	0
12H,7-19	3656	34.9	30.3	4.6	1	1	9	61	366	1661	1298	219	32	5	3	0
16H,6-22	4169	35.1	30.6	4.7	2	1	11	61	390	1821	1531	292	49	8	3	0
18H,6-24	4253	35.2	30.7	4.8	2	1	11	62	395	1839	1564	308	55	10	6	0
24H,0-24	4323	35.3	30.8	4.9	2	1	11	62	397	1856	1580	327	67	13	6	1

12835 OXFORDSHIRE Site No: 12835017 Location Site 17 - Eynsham Rd, Farmoor (E of Cumnor Rd)
 Wed 08-Nov-23 to Tue 21-Nov-23 Channel: Eastbound

Time Period	Total Vehicles	85%ile Speed	Mean Speed	Stand Dev.	<6Mph	6-<11	11-<16	16-<21	21-<26	26-<31	31-<36	36-<41	41-<46	46-<51	51-<56	=>56
Sat 18-Nov-23																
00:00	25	40.7	34.1	5.8	0	0	0	0	1	7	9	4	4	0	0	0
01:00	15	41.4	35.5	6.4	0	0	0	0	1	3	3	5	3	0	0	0
02:00	3	-	33.5	1.7	0	0	0	0	0	0	3	0	0	0	0	0
03:00	4	-	36	6.5	0	0	0	0	0	1	1	1	1	0	0	0
04:00	10	41	38	6.1	0	0	0	0	0	2	0	6	1	1	0	0
05:00	18	44.5	38.8	7.3	0	0	0	0	0	1	7	4	4	1	0	1
06:00	46	39.1	34.8	5.5	0	0	0	0	2	4	27	9	2	1	1	0
07:00	98	38.3	33	5.9	0	1	1	0	3	26	42	21	2	2	0	0
08:00	178	35.1	31.3	4.1	0	0	1	0	7	76	82	11	0	1	0	0
09:00	254	35	31.1	3.9	0	0	0	1	12	112	114	13	2	0	0	0
10:00	297	34.2	29.8	4	0	0	1	0	37	151	98	9	1	0	0	0
11:00	321	34.3	29.9	4.2	0	0	0	4	32	173	95	15	2	0	0	0
12:00	251	34.7	30.7	4.2	0	0	0	3	12	127	95	12	0	2	0	0
13:00	304	34	29.8	3.7	0	0	0	4	23	175	94	8	0	0	0	0
14:00	279	34.1	29.6	4.4	0	0	1	1	38	150	76	9	3	1	0	0
15:00	222	33.9	29.7	4.1	0	0	2	0	22	126	65	5	2	0	0	0
16:00	269	32.1	28.2	4	0	0	0	5	60	152	49	2	1	0	0	0
17:00	216	34	29.3	4.6	0	1	0	4	34	106	63	6	2	0	0	0
18:00	159	35.7	31.4	4.9	0	0	1	0	14	60	64	15	5	0	0	0
19:00	116	35.3	30.5	5.2	0	2	0	0	8	57	36	12	1	0	0	0
20:00	59	36.8	32.9	4	0	0	0	0	2	14	32	11	0	0	0	0
21:00	56	37.7	32.2	6.1	0	0	1	0	5	17	20	12	0	0	1	0
22:00	51	35.7	31.7	4.5	0	0	0	0	1	25	18	5	2	0	0	0
23:00	44	39.7	34	6.4	0	0	0	0	1	15	15	8	4	0	0	1
12H,7-19	2848	34.5	30.1	4.3	0	2	7	22	294	1434	937	126	20	6	0	0
16H,6-22	3125	34.7	30.3	4.5	0	4	8	22	311	1526	1052	170	23	7	2	0
18H,6-24	3220	34.8	30.3	4.5	0	4	8	22	313	1566	1085	183	29	7	2	1
24H,0-24	3295	34.9	30.5	4.7	0	4	8	22	315	1580	1108	203	42	9	2	2

12835 OXFORDSHIRE Site No: 12835017 Location Site 17 - Eynsham Rd, Farmoor (E of Cumnor Rd)
 Wed 08-Nov-23 to Tue 21-Nov-23 Channel: Eastbound

Time Period	Total Vehicles	85%ile Speed	Mean Speed	Stand Dev.	<6Mph	6-<11	11-<16	16-<21	21-<26	26-<31	31-<36	36-<41	41-<46	46-<51	51-<56	=>56
Sun 19-Nov-23																
00:00	21	40.4	35.4	5.5	0	0	0	0	0	4	9	5	2	1	0	0
01:00	15	41.4	33.2	7.6	0	0	0	0	3	4	2	3	3	0	0	0
02:00	7	-	33.5	3.2	0	0	0	0	0	1	5	1	0	0	0	0
03:00	4	-	41	6.5	0	0	0	0	0	0	1	1	1	1	0	0
04:00	4	-	39.8	4.9	0	0	0	0	0	0	1	1	2	0	0	0
05:00	6	-	35.2	6.9	0	0	0	0	0	1	4	0	0	1	0	0
06:00	29	42.4	37.5	6.7	0	0	0	0	0	2	13	8	4	0	1	1
07:00	69	39.7	33.4	7	0	2	0	0	5	11	29	15	6	1	0	0
08:00	107	36.5	33.1	4.3	0	0	1	0	2	21	65	16	2	0	0	0
09:00	179	35.8	31.9	4.6	0	0	1	0	7	69	77	22	2	1	0	0
10:00	327	34.8	30.3	4.5	0	1	1	6	28	143	131	15	2	0	0	0
11:00	341	34.6	30.1	4.4	0	0	1	8	21	185	103	22	0	1	0	0
12:00	312	34.4	29.7	4.9	0	0	1	10	33	170	75	17	4	2	0	0
13:00	306	34.2	30.1	3.7	0	0	0	1	26	166	104	8	1	0	0	0
14:00	262	33.8	29.2	4.3	0	0	1	5	41	132	76	7	0	0	0	0
15:00	231	34.8	30.8	4	0	0	0	0	17	108	93	11	1	1	0	0
16:00	236	33.7	29.6	3.9	0	0	1	2	20	146	58	8	1	0	0	0
17:00	274	33.3	29.2	4.5	0	1	0	7	27	172	55	10	1	0	1	0
18:00	178	35.5	30.8	4.9	0	0	0	1	15	90	50	18	3	0	1	0
19:00	90	36	32.6	3.9	0	0	0	0	0	32	44	13	1	0	0	0
20:00	64	39	33.2	5.5	0	0	0	0	2	23	23	10	5	1	0	0
21:00	46	38.3	32.6	5.2	0	0	0	0	3	16	15	10	2	0	0	0
22:00	29	39.8	35.4	4.5	0	0	0	0	0	5	10	12	2	0	0	0
23:00	14	40.4	35.6	6.5	0	0	0	0	1	2	4	5	1	1	0	0
12H,7-19	2822	34.8	30.3	4.6	0	4	7	40	242	1413	916	169	23	6	2	0
16H,6-22	3051	35	30.5	4.7	0	4	7	40	247	1486	1011	210	35	7	3	1
18H,6-24	3094	35.1	30.6	4.7	0	4	7	40	248	1493	1025	227	38	8	3	1
24H,0-24	3151	35.2	30.7	4.8	0	4	7	40	251	1503	1047	238	46	11	3	1

12835 OXFORDSHIRE Site No: 12835017 Location Site 17 - Eynsham Rd, Farmoor (E of Cumnor Rd)
 Wed 08-Nov-23 to Tue 21-Nov-23 Channel: Eastbound

Time Period	Total Vehicles	85%ile Speed	Mean Speed	Stand Dev.	<6Mph	6-<11	11-<16	16-<21	21-<26	26-<31	31-<36	36-<41	41-<46	46-<51	51-<56	=>56
Mon 20-Nov-23																
00:00	7	-	34.2	4.7	0	0	0	0	0	2	2	3	0	0	0	0
01:00	10	40.3	37.5	4.1	0	0	0	0	0	1	1	7	1	0	0	0
02:00	2	-	28.5	1.8	0	0	0	0	0	2	0	0	0	0	0	0
03:00	12	39.5	38.1	4.7	0	0	0	0	0	0	4	6	1	1	0	0
04:00	16	43.6	36	6.5	0	0	0	0	0	3	8	0	4	1	0	0
05:00	59	40.4	37.1	3.7	0	0	0	0	0	3	15	36	5	0	0	0
06:00	247	36	32.5	4.4	0	0	1	1	7	70	131	31	6	0	0	0
07:00	354	35	30.8	4.4	0	0	0	1	28	163	137	20	3	1	1	0
08:00	375	34.8	30.3	4.4	0	0	2	5	26	193	123	25	0	1	0	0
09:00	314	34.2	29.9	4.1	0	0	2	4	23	170	104	11	0	0	0	0
10:00	271	35.3	30.9	5.1	0	0	4	8	16	94	125	21	3	0	0	0
11:00	273	34	29.5	4.2	0	0	1	2	38	145	75	11	1	0	0	0
12:00	260	34.6	30.3	4.5	0	0	3	4	20	114	109	9	1	0	0	0
13:00	237	34.2	29.6	4.4	0	0	1	2	34	118	71	10	0	1	0	0
14:00	222	34.6	29.9	4.8	0	0	3	2	30	96	80	9	1	1	0	0
15:00	328	34.5	29.4	5.1	1	0	0	8	64	139	94	20	1	1	0	0
16:00	271	33.8	28.5	5.3	0	1	4	14	49	125	66	9	3	0	0	0
17:00	253	34.5	30	4.3	1	0	0	1	25	131	81	13	1	0	0	0
18:00	269	34.8	30.4	4.7	0	0	1	4	25	127	93	14	4	1	0	0
19:00	144	35.4	31.6	4.1	0	0	0	0	2	71	55	13	3	0	0	0
20:00	77	39.1	34	4.9	0	0	0	0	0	23	30	19	4	1	0	0
21:00	49	37.3	32.6	5.2	0	0	1	0	0	17	21	8	2	0	0	0
22:00	67	40	34	6.9	0	0	0	1	3	19	23	13	4	3	0	1
23:00	18	38.3	32.1	6.3	0	0	0	1	1	6	5	4	1	0	0	0
12H,7-19	3427	34.6	30	4.6	2	1	21	55	378	1615	1158	172	18	6	1	0
16H,6-22	3944	34.9	30.3	4.7	2	1	23	56	387	1796	1395	243	33	7	1	0
18H,6-24	4029	35	30.4	4.8	2	1	23	58	391	1821	1423	260	38	10	1	1
24H,0-24	4135	35.2	30.5	4.9	2	1	23	58	391	1832	1453	312	49	12	1	1

12835 OXFORDSHIRE Site No: 12835017 Location Site 17 - Eynsham Rd, Farmoor (E of Cumnor Rd)
 Wed 08-Nov-23 to Tue 21-Nov-23 Channel: Eastbound

Time Period	Total Vehicles	85%ile Speed	Mean Speed	Stand Dev.	<6Mph	6-<11	11-<16	16-<21	21-<26	26-<31	31-<36	36-<41	41-<46	46-<51	51-<56	=>56
Tue 21-Nov-23																
00:00	9	-	37.4	7.5	0	0	0	0	0	1	4	2	1	0	1	0
01:00	5	-	29.5	13	0	1	0	0	0	1	2	0	1	0	0	0
02:00	4	-	33.5	11.6	0	0	0	0	2	0	0	0	2	0	0	0
03:00	1	-	33.5	-	0	0	0	0	0	0	1	0	0	0	0	0
04:00	10	46	39.5	7.1	0	0	0	0	0	1	3	1	3	2	0	0
05:00	62	40.7	37	5.2	0	0	0	0	1	6	14	33	6	1	1	0
06:00	269	36.8	32.6	4.3	0	0	0	0	12	78	131	45	2	1	0	0
07:00	367	35.7	31.6	4.9	0	0	2	1	18	157	142	35	8	3	1	0
08:00	396	35.7	31.4	5.4	1	0	3	9	16	151	166	42	5	1	1	1
09:00	331	35.2	30.4	5.6	0	1	8	14	12	140	127	24	4	1	0	0
10:00	287	34.7	30.3	4.7	0	1	1	5	22	138	103	15	1	0	1	0
11:00	278	33.7	29.2	4.1	0	0	0	4	45	145	78	4	2	0	0	0
12:00	237	34.7	29.8	5.3	0	0	3	14	18	104	83	14	0	1	0	0
13:00	252	34.6	30	4.9	0	1	2	5	14	144	67	13	5	1	0	0
14:00	261	34.8	30.8	4	0	0	0	2	16	120	109	11	3	0	0	0
15:00	278	35.3	30.4	5.1	0	0	0	5	42	112	89	25	4	1	0	0
16:00	290	33.8	28.7	4.8	0	0	1	11	65	124	79	9	1	0	0	0
17:00	303	34.8	30.3	4.2	0	0	0	3	33	139	109	19	0	0	0	0
18:00	252	34.9	30.2	4.6	0	0	0	0	39	110	84	15	4	0	0	0
19:00	123	35.6	32.2	4.3	0	0	0	1	2	42	64	11	2	1	0	0
20:00	85	38.7	33	6.3	0	0	2	0	4	21	41	7	9	0	1	0
21:00	56	39.3	33.9	6.8	0	0	1	0	4	9	24	14	2	1	0	1
22:00	61	39	34.8	4.5	0	0	0	0	0	9	31	19	1	0	1	0
23:00	18	42.3	36.3	6.4	0	0	0	0	1	2	6	5	3	1	0	0
12H,7-19	3532	35	30.3	4.9	1	3	20	73	340	1584	1236	226	37	8	3	1
16H,6-22	4065	35.2	30.6	5	1	3	23	74	362	1734	1496	303	52	11	4	2
18H,6-24	4144	35.3	30.7	5	1	3	23	74	363	1745	1533	327	56	12	5	2
24H,0-24	4235	35.4	30.9	5.1	1	4	23	74	366	1754	1557	363	69	15	7	2

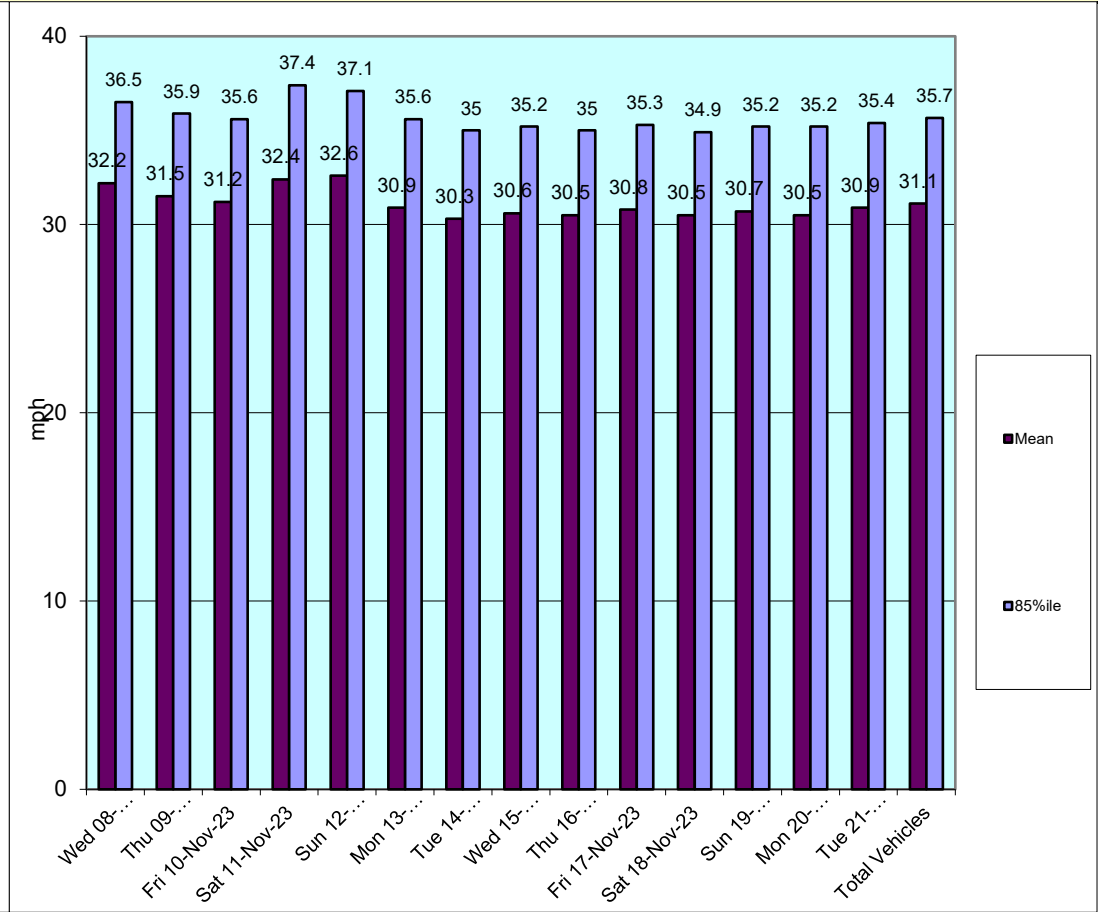
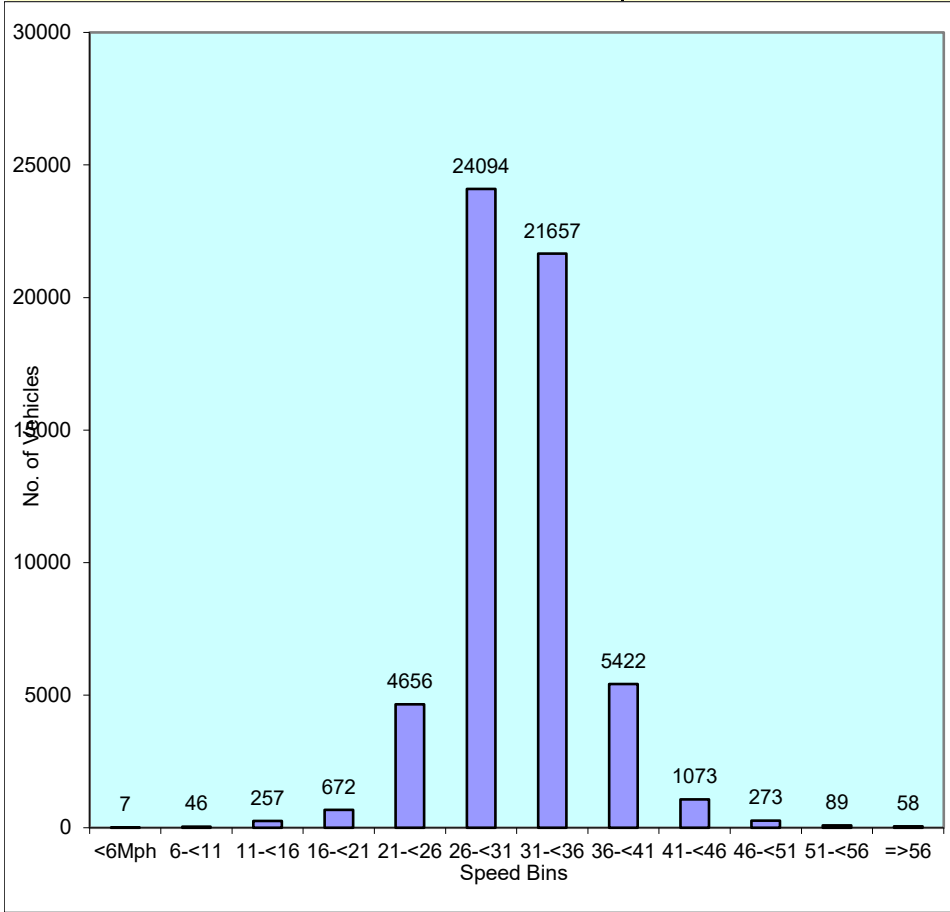
12835 OXFORDSHIRE Site No: 12835017 Location Site 17 - Eynsham Rd, Farmoor (E of Cumnor Rd)
 Wed 08-Nov-23 to Tue 21-Nov-23 Channel: Eastbound

Time Period	Total Vehicles	85%ile Speed	Mean Speed	Stand Dev.	<6Mph	6-<11	11-<16	16-<21	21-<26	26-<31	31-<36	36-<41	41-<46	46-<51	51-<56	=>56
Daily Totals																
Wed 08-Nov-23	5697	36.5	32.2	5.2	0	8	10	39	282	1961	2473	720	135	44	11	14
Thu 09-Nov-23	4991	35.9	31.5	5.4	0	1	30	62	395	1829	1968	544	110	35	6	11
Fri 10-Nov-23	4429	35.6	31.2	5.1	1	2	30	49	349	1754	1717	429	73	17	5	3
Sat 11-Nov-23	3741	37.4	32.4	5.3	0	1	23	22	201	1182	1597	548	122	34	10	1
Sun 12-Nov-23	3418	37.1	32.6	5.1	0	0	6	9	120	1150	1524	447	116	26	11	9
Mon 13-Nov-23	3940	35.6	30.9	5.4	1	7	30	60	328	1649	1384	366	91	16	5	3
Tue 14-Nov-23	4280	35	30.3	5	0	6	17	62	441	2086	1297	293	54	12	9	3
Wed 15-Nov-23	4265	35.2	30.6	4.9	0	3	21	54	407	1875	1510	331	42	15	5	2
Thu 16-Nov-23	4404	35	30.5	5	0	4	18	59	413	2083	1442	301	57	14	8	5
Fri 17-Nov-23	4323	35.3	30.8	4.9	2	1	11	62	397	1856	1580	327	67	13	6	1
Sat 18-Nov-23	3295	34.9	30.5	4.7	0	4	8	22	315	1580	1108	203	42	9	2	2
Sun 19-Nov-23	3151	35.2	30.7	4.8	0	4	7	40	251	1503	1047	238	46	11	3	1
Mon 20-Nov-23	4135	35.2	30.5	4.9	2	1	23	58	391	1832	1453	312	49	12	1	1
Tue 21-Nov-23	4235	35.4	30.9	5.1	1	4	23	74	366	1754	1557	363	69	15	7	2

12835 OXFORDSHIRE Site No: 12835017 Location Site 17 - Eynsham Rd, Farmoor (E of Cumnor Rd)
 Wed 08-Nov-23 to Tue 21-Nov-23 Channel: Eastbound

Time Period	Total Vehicles	85%ile Speed	Mean Speed	Stand Dev.	<6Mph	6-<11	11-<16	16-<21	21-<26	26-<31	31-<36	36-<41	41-<46	46-<51	51-<56	=>56
-------------	----------------	--------------	------------	------------	-------	-------	--------	--------	--------	--------	--------	--------	--------	--------	--------	------

Total Vehicles	[-]	58304	35.7	31.1	5.1	7	46	257	672	4656	24094	21657	5422	1073	273	89	58
----------------	-----	-------	------	------	-----	---	----	-----	-----	------	-------	-------	------	------	-----	----	----



12835		OXFORDSHIRE		Site No: 12835017		Location		Site 17 - Eynsham Rd, Farmoor (E of	
Channel: Eastbound									
TIME								5-Day	
PERIOD	Wed 08-Nov-23	Thu 09-Nov-23	Fri 10-Nov-23	Sat 11-Nov-23	Sun 12-Nov-23	Mon 13-Nov-23	Tue 14-Nov-23	Av	
Week Begin: 08-Nov-23									
00:00	4	6	15	26	18	10	9	9	
01:00	6	4	12	10	10	3	3	6	
02:00	2	6	5	7	8	2	2	3	
03:00	7	2	10	4	2	3	1	5	
04:00	13	11	17	12	8	14	13	14	
05:00	52	64	72	23	7	62	56	61	
06:00	288	274	219	55	27	219	308	262	
07:00	714	720	295	116	77	518	342	518	
08:00	459	472	325	187	101	296	338	378	
09:00	405	370	378	282	212	265	327	349	
10:00	341	300	313	342	352	229	308	298	
11:00	287	281	265	313	354	250	274	271	
12:00	295	276	236	344	405	258	260	265	
13:00	273	272	288	319	374	266	267	273	
14:00	341	330	314	320	289	212	246	289	
15:00	387	258	345	267	246	286	300	315	
16:00	573	278	275	295	241	312	394	366	
17:00	483	325	319	336	230	249	329	341	
18:00	387	299	321	186	180	204	166	275	
19:00	193	175	185	112	141	122	113	158	
20:00	72	102	74	51	52	56	80	77	
21:00	51	57	59	49	41	43	74	57	
22:00	44	55	50	40	28	42	56	49	
23:00	20	54	37	45	15	19	14	29	
12H,7-19	4945	4181	3674	3307	3061	3345	3551	3939	
16H,6-22	5549	4789	4211	3574	3322	3785	4126	4492	
18H,6-24	5613	4898	4298	3659	3365	3846	4196	4570	
24H,0-24	5697	4991	4429	3741	3418	3940	4280	4667	
Am	07:00	07:00	09:00	10:00	11:00	07:00	07:00	-	
Peak	714	720	378	342	354	518	342	534	
Pm	16:00	14:00	15:00	12:00	12:00	16:00	16:00	-	
Peak	573	330	345	344	405	312	394	391	

f Cumnor Rd)

7-Day Av	Wed 15-Nov-23	Thu 16-Nov-23	Fri 17-Nov-23	Sat 18-Nov-23	Sun 19-Nov-23	Mon 20-Nov-23	Tue 21-Nov-23	5-Day Av	7-Day Av
13	2	7	5	25	21	7	9	6	11
7	11	7	7	15	15	10	5	8	10
5	1	4	1	3	7	2	4	2	3
4	4	3	1	4	4	12	1	4	4
13	15	11	8	10	4	16	10	12	11
48	59	51	48	18	6	59	62	56	43
199	245	286	222	46	29	247	269	254	192
397	365	426	421	98	69	354	367	387	300
311	445	424	356	178	107	375	396	399	326
320	346	341	310	254	179	314	331	328	296
312	261	302	310	297	327	271	287	286	294
289	242	214	280	321	341	273	278	257	278
296	224	253	255	251	312	260	237	246	256
294	229	215	277	304	306	237	252	242	260
293	245	272	232	279	262	222	261	246	253
298	344	253	316	222	231	328	278	304	282
338	226	281	351	269	236	271	290	284	275
324	349	323	320	216	274	253	303	310	291
249	249	298	228	159	178	269	252	259	233
149	156	200	176	116	90	144	123	160	144
70	94	73	67	59	64	77	85	79	74
53	70	56	48	56	46	49	56	56	54
45	61	82	47	51	29	67	61	64	57
29	22	22	37	44	14	18	18	23	25
3723	3525	3602	3656	2848	2822	3427	3532	3548	3345
4194	4090	4217	4169	3125	3051	3944	4065	4097	3809
4268	4173	4321	4253	3220	3094	4029	4144	4184	3891
4357	4265	4404	4323	3295	3151	4135	4235	4272	3973
-	08:00	07:00	07:00	11:00	11:00	08:00	08:00	-	-
481	445	426	421	321	341	375	396	413	389
-	17:00	17:00	16:00	13:00	12:00	15:00	17:00	-	-
386	349	323	351	304	312	328	303	331	324

12835		OXFORDSHIRE				Site No: 12835017	Location	Site 17 - Eynsham Rd, Farmoor (E of Cumnor Rd)							
Wed 08-Nov-23 to Tue 21-Nov-23						Channel: Westbound									
TIME PERIOD	TOTAL VEHICLES	MOTOR-CYCLES	CARS OR CAR-BASED LGV	LIGHT GOODS VEHICLES	BUSES	TWO AXLE, SIX TYRE, RIGID/ BUSES	THREE AXLE RIGID	FOUR OR MORE AXLE RIGID	FOUR OR LESS AXLE ARTIC	FIVE AXLE ARTIC	SIX OR MORE AXLE ARTIC	FIVE OR LESS AXLE MULTI-TRAILER ARTIC	SIX AXLE MULTI-TRAILER ARTIC	SEVEN OR MORE AXLE ARTIC	
Wed 08-Nov-23															
00:00	11	0	10	0	0	1	0	0	0	0	0	0	0	0	
01:00	10	0	7	3	0	0	0	0	0	0	0	0	0	0	
02:00	7	0	7	0	0	0	0	0	0	0	0	0	0	0	
03:00	11	0	11	0	0	0	0	0	0	0	0	0	0	0	
04:00	16	0	13	2	0	0	0	0	1	0	0	0	0	0	
05:00	54	0	49	1	0	1	1	0	2	0	0	0	0	0	
06:00	115	1	96	13	0	1	1	0	3	0	0	0	0	0	
07:00	329	7	281	30	0	1	3	2	3	0	0	2	0	0	
08:00	255	3	226	16	0	3	3	0	3	0	0	1	0	0	
09:00	195	2	164	21	0	3	4	1	0	0	0	0	0	0	
10:00	191	1	153	22	0	3	5	0	3	0	1	3	0	0	
11:00	250	1	204	32	0	3	3	1	5	0	1	0	0	0	
12:00	218	2	186	22	0	1	5	0	2	0	0	0	0	0	
13:00	276	5	239	22	0	2	2	2	0	0	0	4	0	0	
14:00	325	3	280	31	0	2	5	1	2	0	1	0	0	0	
15:00	407	3	369	20	0	1	5	0	6	0	1	2	0	0	
16:00	468	13	413	30	0	0	5	2	2	0	1	2	0	0	
17:00	535	11	490	9	1	2	12	1	4	1	1	3	0	0	
18:00	381	10	348	13	0	0	6	0	3	0	0	1	0	0	
19:00	216	5	198	9	1	0	3	0	0	0	0	0	0	0	
20:00	122	1	112	5	0	1	0	0	3	0	0	0	0	0	
21:00	121	2	113	5	0	1	0	0	0	0	0	0	0	0	
22:00	54	0	51	1	1	0	0	0	0	0	1	0	0	0	
23:00	19	0	13	5	0	1	0	0	0	0	0	0	0	0	
12H,7-19	3830	61	3353	268	1	21	58	10	33	1	6	18	0	0	
16H,6-22	4404	70	3872	300	2	24	62	10	39	1	6	18	0	0	
18H,6-24	4477	70	3936	306	3	25	62	10	39	1	7	18	0	0	
24H,0-24	4586	70	4033	312	3	27	63	10	42	1	7	18	0	0	

12835		OXFORDSHIRE				Site No: 12835017	Location	Site 17 - Eynsham Rd, Farmoor (E of Cumnor Rd)							
Wed 08-Nov-23 to Tue 21-Nov-23						Channel: Westbound									
TIME PERIOD	TOTAL VEHICLES	MOTOR-CYCLES	CARS OR CAR-BASED LGV	LIGHT GOODS VEHICLES	BUSES	TWO AXLE, SIX TYRE, RIGID/ BUSES	THREE AXLE RIGID	FOUR OR MORE AXLE RIGID	FOUR OR LESS AXLE ARTIC	FIVE AXLE ARTIC	SIX OR MORE AXLE ARTIC	FIVE OR LESS AXLE MULTI-TRAILER ARTIC	SIX AXLE MULTI-TRAILER ARTIC	SEVEN OR MORE AXLE ARTIC	
Thu 09-Nov-23															
00:00	11	0	9	0	0	1	0	0	0	0	0	1	0	0	
01:00	6	0	5	1	0	0	0	0	0	0	0	0	0	0	
02:00	7	0	7	0	0	0	0	0	0	0	0	0	0	0	
03:00	9	0	6	2	0	0	0	0	1	0	0	0	0	0	
04:00	12	1	9	2	0	0	0	0	0	0	0	0	0	0	
05:00	68	0	61	3	0	1	1	0	2	0	0	0	0	0	
06:00	111	0	97	11	0	2	0	0	1	0	0	0	0	0	
07:00	341	2	314	19	0	0	1	1	4	0	0	0	0	0	
08:00	285	6	243	21	0	4	2	2	3	1	2	1	0	0	
09:00	229	5	189	24	0	1	5	0	4	0	0	1	0	0	
10:00	203	7	178	10	1	0	2	0	2	2	1	0	0	0	
11:00	258	6	226	8	0	0	11	1	2	1	2	1	0	0	
12:00	258	9	226	16	0	1	5	0	0	0	0	1	0	0	
13:00	328	16	274	12	1	0	14	0	4	0	4	2	1	0	
14:00	366	12	301	20	0	1	23	2	5	1	1	0	0	0	
15:00	441	10	391	11	0	0	15	1	3	2	4	4	0	0	
16:00	430	11	375	14	0	0	20	1	3	0	4	2	0	0	
17:00	481	10	444	8	0	0	11	0	2	0	2	4	0	0	
18:00	369	4	331	7	0	0	14	1	4	0	3	5	0	0	
19:00	306	11	261	7	0	0	19	3	3	0	2	0	0	0	
20:00	243	11	220	2	0	0	7	1	1	0	1	0	0	0	
21:00	154	8	138	2	0	0	5	1	0	0	0	0	0	0	
22:00	91	1	84	0	0	0	3	2	1	0	0	0	0	0	
23:00	38	0	35	2	0	0	0	0	1	0	0	0	0	0	
12H,7-19	3989	98	3492	170	2	7	123	9	36	7	23	21	1	0	
16H,6-22	4803	128	4208	192	2	9	154	14	41	7	26	21	1	0	
18H,6-24	4932	129	4327	194	2	9	157	16	43	7	26	21	1	0	
24H,0-24	5045	130	4424	202	2	11	158	16	46	7	26	22	1	0	

12835		OXFORDSHIRE				Site No: 12835017		Location Site 17 - Eynsham Rd, Farmoor (E of Cumnor Rd)							
Wed 08-Nov-23 to Tue 21-Nov-23						Channel: Westbound									
TIME PERIOD	TOTAL VEHICLES	MOTOR-CYCLES	CARS OR CAR-BASED LGV	LIGHT GOODS VEHICLES	BUSES	TWO AXLE, SIX TYRE, RIGID/ BUSES	THREE AXLE RIGID	FOUR OR MORE AXLE RIGID	FOUR OR LESS AXLE ARTIC	FIVE AXLE ARTIC	SIX OR MORE AXLE ARTIC	FIVE OR LESS AXLE MULTI-TRAILER ARTIC	SIX AXLE MULTI-TRAILER ARTIC	SEVEN OR MORE AXLE ARTIC	
Fri 10-Nov-23															
00:00	19	0	16	2	0	0	1	0	0	0	0	0	0	0	
01:00	10	0	8	2	0	0	0	0	0	0	0	0	0	0	
02:00	11	0	10	1	0	0	0	0	0	0	0	0	0	0	
03:00	4	0	4	0	0	0	0	0	0	0	0	0	0	0	
04:00	14	1	11	2	0	0	0	0	0	0	0	0	0	0	
05:00	81	1	72	0	0	0	4	1	2	1	0	0	0	0	
06:00	161	7	136	3	0	0	8	1	5	0	0	1	0	0	
07:00	355	13	319	9	0	0	7	3	2	1	0	1	0	0	
08:00	226	9	199	0	0	0	10	7	1	0	0	0	0	0	
09:00	219	7	187	8	0	2	12	0	1	0	2	0	0	0	
10:00	250	12	220	5	0	1	7	2	2	0	0	1	0	0	
11:00	285	9	253	10	0	1	9	0	0	0	3	0	0	0	
12:00	333	12	289	14	1	0	9	0	2	0	2	4	0	0	
13:00	312	12	278	7	0	0	11	0	1	0	2	1	0	0	
14:00	371	15	327	10	0	0	15	0	2	1	0	1	0	0	
15:00	382	11	332	14	0	0	14	1	3	0	3	4	0	0	
16:00	434	17	381	5	0	0	21	2	4	0	4	0	0	0	
17:00	409	12	371	6	0	2	13	2	1	1	1	0	0	0	
18:00	339	13	302	1	0	1	15	4	2	0	1	0	0	0	
19:00	192	3	174	2	0	1	11	0	1	0	0	0	0	0	
20:00	153	1	142	1	0	0	7	1	0	0	1	0	0	0	
21:00	99	4	79	6	0	0	5	5	0	0	0	0	0	0	
22:00	78	1	72	0	0	1	4	0	0	0	0	0	0	0	
23:00	62	0	58	1	0	0	3	0	0	0	0	0	0	0	
12H,7-19	3915	142	3458	89	1	7	143	21	21	3	18	12	0	0	
16H,6-22	4520	157	3989	101	1	8	174	28	27	3	19	13	0	0	
18H,6-24	4660	158	4119	102	1	9	181	28	27	3	19	13	0	0	
24H,0-24	4799	160	4240	109	1	9	186	29	29	4	19	13	0	0	

12835		OXFORDSHIRE				Site No: 12835017	Location	Site 17 - Eynsham Rd, Farmoor (E of Cumnor Rd)							
Wed 08-Nov-23 to Tue 21-Nov-23						Channel: Westbound									
TIME PERIOD	TOTAL VEHICLES	MOTOR-CYCLES	CARS OR CAR-BASED LGV	LIGHT GOODS VEHICLES	BUSES	TWO AXLE, SIX TYRE, RIGID/ BUSES	THREE AXLE RIGID	FOUR OR MORE AXLE RIGID	FOUR OR LESS AXLE ARTIC	FIVE AXLE ARTIC	SIX OR MORE AXLE ARTIC	FIVE OR LESS AXLE MULTI-TRAILER ARTIC	SIX AXLE MULTI-TRAILER ARTIC	SEVEN OR MORE AXLE ARTIC	
Sat 11-Nov-23															
00:00	23	1	19	1	0	0	2	0	0	0	0	0	0	0	
01:00	11	0	10	1	0	0	0	0	0	0	0	0	0	0	
02:00	11	0	10	1	0	0	0	0	0	0	0	0	0	0	
03:00	7	0	7	0	0	0	0	0	0	0	0	0	0	0	
04:00	9	0	6	3	0	0	0	0	0	0	0	0	0	0	
05:00	31	0	31	0	0	0	0	0	0	0	0	0	0	0	
06:00	44	1	35	5	0	0	1	1	1	0	0	0	0	0	
07:00	88	0	78	4	0	0	6	0	0	0	0	0	0	0	
08:00	163	7	141	4	1	0	5	3	0	1	0	1	0	0	
09:00	182	5	166	7	1	0	1	0	0	1	0	1	0	0	
10:00	284	9	249	17	0	0	4	1	2	0	1	1	0	0	
11:00	281	8	244	11	1	2	7	0	7	0	0	1	0	0	
12:00	290	2	270	12	0	1	4	0	1	0	0	0	0	0	
13:00	200	7	180	9	0	0	3	0	1	0	0	0	0	0	
14:00	58	2	53	1	0	0	2	0	0	0	0	0	0	0	
15:00	249	6	224	11	0	0	5	0	3	0	0	0	0	0	
16:00	357	5	321	8	0	0	18	1	3	0	0	1	0	0	
17:00	311	3	287	7	1	0	11	1	0	0	0	1	0	0	
18:00	249	5	230	6	0	1	4	2	1	0	0	0	0	0	
19:00	149	1	139	5	0	1	3	0	0	0	0	0	0	0	
20:00	102	1	97	3	0	0	1	0	0	0	0	0	0	0	
21:00	77	3	70	3	0	1	0	0	0	0	0	0	0	0	
22:00	80	1	75	2	0	0	2	0	0	0	0	0	0	0	
23:00	43	0	41	1	0	0	1	0	0	0	0	0	0	0	
12H,7-19	2712	59	2443	97	4	4	70	8	18	2	1	6	0	0	
16H,6-22	3084	65	2784	113	4	6	75	9	19	2	1	6	0	0	
18H,6-24	3207	66	2900	116	4	6	78	9	19	2	1	6	0	0	
24H,0-24	3299	67	2983	122	4	6	80	9	19	2	1	6	0	0	

12835		OXFORDSHIRE				Site No: 12835017	Location Site 17 - Eynsham Rd, Farmoor (E of Cumnor Rd)								
Wed 08-Nov-23 to Tue 21-Nov-23						Channel: Westbound									
TIME PERIOD	TOTAL VEHICLES	MOTOR-CYCLES	CARS OR CAR-BASED LGV	LIGHT GOODS VEHICLES	BUSES	TWO AXLE, SIX TYRE, RIGID/ BUSES	THREE AXLE RIGID	FOUR OR MORE AXLE RIGID	FOUR OR LESS AXLE ARTIC	FIVE AXLE ARTIC	SIX OR MORE AXLE ARTIC	FIVE OR LESS AXLE MULTI-TRAILER ARTIC	SIX AXLE MULTI-TRAILER ARTIC	SEVEN OR MORE AXLE ARTIC	
Sun 12-Nov-23															
00:00	30	0	26	3	0	1	0	0	0	0	0	0	0	0	
01:00	10	0	10	0	0	0	0	0	0	0	0	0	0	0	
02:00	11	0	11	0	0	0	0	0	0	0	0	0	0	0	
03:00	6	0	6	0	0	0	0	0	0	0	0	0	0	0	
04:00	8	0	7	1	0	0	0	0	0	0	0	0	0	0	
05:00	25	0	23	1	0	0	0	0	1	0	0	0	0	0	
06:00	17	1	12	2	0	0	0	0	2	0	0	0	0	0	
07:00	33	0	31	1	0	0	0	0	0	0	0	1	0	0	
08:00	73	2	59	9	1	0	1	0	1	0	0	0	0	0	
09:00	133	2	118	10	0	1	1	0	1	0	0	0	0	0	
10:00	181	1	168	7	0	1	4	0	0	0	0	0	0	0	
11:00	260	3	237	14	0	1	3	1	1	0	0	0	0	0	
12:00	341	2	324	10	0	0	3	0	2	0	0	0	0	0	
13:00	316	4	297	7	0	0	6	0	1	0	1	0	0	0	
14:00	323	1	308	7	0	0	6	0	1	0	0	0	0	0	
15:00	294	0	282	6	0	0	5	0	0	0	1	0	0	0	
16:00	249	3	236	7	0	1	2	0	0	0	0	0	0	0	
17:00	197	4	182	3	0	0	7	1	0	0	0	0	0	0	
18:00	100	1	98	1	0	0	0	0	0	0	0	0	0	0	
19:00	103	0	94	5	0	1	3	0	0	0	0	0	0	0	
20:00	73	1	65	5	0	1	0	0	1	0	0	0	0	0	
21:00	46	0	44	2	0	0	0	0	0	0	0	0	0	0	
22:00	33	0	30	3	0	0	0	0	0	0	0	0	0	0	
23:00	25	1	21	3	0	0	0	0	0	0	0	0	0	0	
12H,7-19	2500	23	2340	82	1	4	38	2	7	0	2	1	0	0	
16H,6-22	2739	25	2555	96	1	6	41	2	10	0	2	1	0	0	
18H,6-24	2797	26	2606	102	1	6	41	2	10	0	2	1	0	0	
24H,0-24	2887	26	2689	107	1	7	41	2	11	0	2	1	0	0	

12835		OXFORDSHIRE				Site No: 12835017	Location Site 17 - Eynsham Rd, Farmoor (E of Cumnor Rd)								
Wed 08-Nov-23 to Tue 21-Nov-23						Channel: Westbound									
TIME PERIOD	TOTAL VEHICLES	MOTOR-CYCLES	CARS OR CAR-BASED LGV	LIGHT GOODS VEHICLES	BUSES	TWO AXLE, SIX TYRE, RIGID/ BUSES	THREE AXLE RIGID	FOUR OR MORE AXLE RIGID	FOUR OR LESS AXLE ARTIC	FIVE AXLE ARTIC	SIX OR MORE AXLE ARTIC	FIVE OR LESS AXLE MULTI-TRAILER ARTIC	SIX AXLE MULTI-TRAILER ARTIC	SEVEN OR MORE AXLE ARTIC	
Mon 13-Nov-23															
00:00	14	1	12	1	0	0	0	0	0	0	0	0	0	0	
01:00	7	0	7	0	0	0	0	0	0	0	0	0	0	0	
02:00	3	0	3	0	0	0	0	0	0	0	0	0	0	0	
03:00	5	1	2	2	0	0	0	0	0	0	0	0	0	0	
04:00	10	0	6	3	0	0	1	0	0	0	0	0	0	0	
05:00	58	0	52	3	0	0	3	0	0	0	0	0	0	0	
06:00	110	0	91	13	0	0	1	0	4	1	0	0	0	0	
07:00	315	6	270	25	1	2	8	1	2	0	0	0	0	0	
08:00	304	6	268	12	0	2	13	0	2	1	0	0	0	0	
09:00	225	7	182	12	0	1	14	0	4	2	2	1	0	0	
10:00	210	8	172	15	1	1	11	1	1	0	0	0	0	0	
11:00	254	13	210	13	0	0	15	0	2	0	1	0	0	0	
12:00	240	9	211	7	1	1	7	0	1	0	3	0	0	0	
13:00	304	6	265	19	0	0	9	1	3	0	0	1	0	0	
14:00	279	7	241	15	1	0	9	0	4	0	0	2	0	0	
15:00	366	5	318	17	0	0	14	1	6	0	1	4	0	0	
16:00	352	1	323	4	0	0	15	0	4	1	3	1	0	0	
17:00	370	6	341	7	0	0	5	0	4	2	1	4	0	0	
18:00	327	5	296	11	0	0	10	0	3	0	1	1	0	0	
19:00	201	1	187	3	0	0	9	0	1	0	0	0	0	0	
20:00	123	3	113	2	0	0	4	0	0	0	0	1	0	0	
21:00	86	6	76	0	0	0	4	0	0	0	0	0	0	0	
22:00	62	2	54	0	0	0	5	1	0	0	0	0	0	0	
23:00	42	2	36	2	0	0	2	0	0	0	0	0	0	0	
12H,7-19	3546	79	3097	157	4	7	130	4	36	6	12	14	0	0	
16H,6-22	4066	89	3564	175	4	7	148	4	41	7	12	15	0	0	
18H,6-24	4170	93	3654	177	4	7	155	5	41	7	12	15	0	0	
24H,0-24	4267	95	3736	186	4	7	159	5	41	7	12	15	0	0	

12835		OXFORDSHIRE				Site No: 12835017	Location	Site 17 - Eynsham Rd, Farmoor (E of Cumnor Rd)							
Wed 08-Nov-23 to Tue 21-Nov-23						Channel: Westbound									
TIME PERIOD	TOTAL VEHICLES	MOTOR-CYCLES	CARS OR CAR-BASED LGV	LIGHT GOODS VEHICLES	BUSES	TWO AXLE, SIX TYRE, RIGID/ BUSES	THREE AXLE RIGID	FOUR OR MORE AXLE RIGID	FOUR OR LESS AXLE ARTIC	FIVE AXLE ARTIC	SIX OR MORE AXLE ARTIC	FIVE OR LESS AXLE MULTI-TRAILER ARTIC	SIX AXLE MULTI-TRAILER ARTIC	SEVEN OR MORE AXLE ARTIC	
Tue 14-Nov-23															
00:00	21	0	19	0	0	1	1	0	0	0	0	0	0	0	
01:00	6	0	5	1	0	0	0	0	0	0	0	0	0	0	
02:00	5	0	4	0	0	0	0	0	1	0	0	0	0	0	
03:00	3	0	3	0	0	0	0	0	0	0	0	0	0	0	
04:00	13	1	10	2	0	0	0	0	0	0	0	0	0	0	
05:00	73	0	70	0	0	0	2	0	0	0	0	1	0	0	
06:00	122	2	109	8	0	0	3	0	0	0	0	0	0	0	
07:00	334	11	301	14	0	0	5	0	2	0	1	0	0	0	
08:00	291	8	257	9	0	1	12	1	2	0	0	1	0	0	
09:00	208	7	181	8	0	0	4	0	3	0	0	5	0	0	
10:00	243	9	215	8	1	1	5	0	3	1	0	0	0	0	
11:00	250	4	219	13	0	0	6	0	5	0	0	3	0	0	
12:00	269	15	224	12	0	1	12	0	5	0	0	0	0	0	
13:00	310	5	272	21	0	0	4	0	1	0	1	6	0	0	
14:00	307	6	282	12	0	1	2	0	3	0	1	0	0	0	
15:00	396	7	348	17	2	0	16	1	1	0	2	2	0	0	
16:00	435	8	378	17	0	0	18	0	6	1	4	3	0	0	
17:00	467	5	424	15	0	0	10	0	5	1	2	4	1	0	
18:00	336	8	302	5	0	1	12	0	6	1	0	1	0	0	
19:00	235	2	211	5	0	1	13	0	2	0	0	1	0	0	
20:00	120	1	112	1	0	0	6	0	0	0	0	0	0	0	
21:00	122	3	111	2	0	0	6	0	0	0	0	0	0	0	
22:00	74	2	70	0	0	0	2	0	0	0	0	0	0	0	
23:00	34	1	30	1	0	0	2	0	0	0	0	0	0	0	
12H,7-19	3846	93	3403	151	3	5	106	2	42	4	11	25	1	0	
16H,6-22	4445	101	3946	167	3	6	134	2	44	4	11	26	1	0	
18H,6-24	4553	104	4046	168	3	6	138	2	44	4	11	26	1	0	
24H,0-24	4674	105	4157	171	3	7	141	2	45	4	11	27	1	0	

12835		OXFORDSHIRE				Site No: 12835017		Location		Site 17 - Eynsham Rd, Farmoor (E of Cumnor Rd)					
Wed 08-Nov-23 to Tue 21-Nov-23						Channel: Westbound									
TIME PERIOD	TOTAL VEHICLES	MOTOR-CYCLES	CARS OR CAR-BASED LGV	LIGHT GOODS VEHICLES	BUSES	TWO AXLE, SIX TYRE, RIGID/ BUSES	THREE AXLE RIGID	FOUR OR MORE AXLE RIGID	FOUR OR LESS AXLE ARTIC	FIVE AXLE ARTIC	SIX OR MORE AXLE ARTIC	FIVE OR LESS AXLE MULTI-TRAILER ARTIC	SIX AXLE MULTI-TRAILER ARTIC	SEVEN OR MORE AXLE ARTIC	
Wed 15-Nov-23															
00:00	21	0	21	0	0	0	0	0	0	0	0	0	0	0	
01:00	5	0	5	0	0	0	0	0	0	0	0	0	0	0	
02:00	6	0	4	1	0	0	1	0	0	0	0	0	0	0	
03:00	5	0	3	0	0	0	2	0	0	0	0	0	0	0	
04:00	10	0	8	2	0	0	0	0	0	0	0	0	0	0	
05:00	83	1	76	3	0	0	3	0	0	0	0	0	0	0	
06:00	165	4	144	7	0	0	7	0	1	0	2	0	0	0	
07:00	367	8	328	10	0	0	14	0	3	0	1	3	0	0	
08:00	295	11	253	3	0	0	18	0	4	0	2	4	0	0	
09:00	217	6	200	4	0	0	6	0	1	0	0	0	0	0	
10:00	235	5	204	15	1	0	6	0	1	0	1	2	0	0	
11:00	269	7	239	10	3	0	8	0	0	0	2	0	0	0	
12:00	291	9	258	17	1	0	3	0	2	0	1	0	0	0	
13:00	320	11	282	14	0	0	7	0	4	0	0	2	0	0	
14:00	332	7	287	23	0	0	6	0	4	2	2	1	0	0	
15:00	396	9	346	22	2	1	10	1	1	1	2	1	0	0	
16:00	450	10	411	11	0	0	8	0	4	0	3	3	0	0	
17:00	440	8	401	6	1	0	15	0	4	1	0	4	0	0	
18:00	401	6	375	3	0	0	15	0	0	0	1	1	0	0	
19:00	235	1	218	4	0	0	7	0	5	0	0	0	0	0	
20:00	163	6	144	1	0	0	9	1	0	1	0	1	0	0	
21:00	136	1	124	4	0	0	7	0	0	0	0	0	0	0	
22:00	101	2	94	1	0	0	4	0	0	0	0	0	0	0	
23:00	53	2	45	5	0	0	1	0	0	0	0	0	0	0	
12H,7-19	4013	97	3584	138	8	1	116	1	28	4	15	21	0	0	
16H,6-22	4712	109	4214	154	8	1	146	2	34	5	17	22	0	0	
18H,6-24	4866	113	4353	160	8	1	151	2	34	5	17	22	0	0	
24H,0-24	4996	114	4470	166	8	1	157	2	34	5	17	22	0	0	

12835		OXFORDSHIRE				Site No: 12835017	Location	Site 17 - Eynsham Rd, Farmoor (E of Cumnor Rd)							
Wed 08-Nov-23 to Tue 21-Nov-23						Channel: Westbound									
TIME PERIOD	TOTAL VEHICLES	MOTOR-CYCLES	CARS OR CAR-BASED LGV	LIGHT GOODS VEHICLES	BUSES	TWO AXLE, SIX TYRE, RIGID/ BUSES	THREE AXLE RIGID	FOUR OR MORE AXLE RIGID	FOUR OR LESS AXLE ARTIC	FIVE AXLE ARTIC	SIX OR MORE AXLE ARTIC	FIVE OR LESS AXLE MULTI-TRAILER ARTIC	SIX AXLE MULTI-TRAILER ARTIC	SEVEN OR MORE AXLE ARTIC	
Thu 16-Nov-23															
00:00	20	1	16	0	0	0	1	0	2	0	0	0	0	0	
01:00	5	0	4	1	0	0	0	0	0	0	0	0	0	0	
02:00	6	0	6	0	0	0	0	0	0	0	0	0	0	0	
03:00	5	0	3	2	0	0	0	0	0	0	0	0	0	0	
04:00	12	1	9	2	0	0	0	0	0	0	0	0	0	0	
05:00	79	2	72	3	0	0	1	1	0	0	0	0	0	0	
06:00	139	5	121	4	0	0	4	2	1	0	1	1	0	0	
07:00	371	9	335	5	0	0	10	2	7	1	0	2	0	0	
08:00	311	5	283	1	0	0	10	0	3	1	6	2	0	0	
09:00	263	12	224	8	0	2	9	1	3	0	2	2	0	0	
10:00	236	9	207	3	0	0	10	1	5	0	1	0	0	0	
11:00	292	14	257	11	0	0	8	0	2	0	0	0	0	0	
12:00	269	11	233	11	0	1	11	0	1	0	0	1	0	0	
13:00	294	6	262	7	0	0	9	3	2	1	2	2	0	0	
14:00	319	9	286	10	0	0	9	0	3	0	1	1	0	0	
15:00	437	10	389	14	0	0	13	0	8	0	1	2	0	0	
16:00	414	12	357	15	0	0	17	1	7	0	3	2	0	0	
17:00	465	12	422	6	0	0	16	0	4	0	2	3	0	0	
18:00	383	5	353	4	0	0	14	1	1	0	1	4	0	0	
19:00	252	6	218	7	0	0	13	3	3	1	1	0	0	0	
20:00	157	6	140	0	0	0	8	1	1	1	0	0	0	0	
21:00	168	3	153	1	0	0	9	2	0	0	0	0	0	0	
22:00	104	2	96	0	0	0	5	1	0	0	0	0	0	0	
23:00	52	0	48	0	0	0	3	0	1	0	0	0	0	0	
12H,7-19	4054	114	3608	95	0	3	136	9	46	3	19	21	0	0	
16H,6-22	4770	134	4240	107	0	3	170	17	51	5	21	22	0	0	
18H,6-24	4926	136	4384	107	0	3	178	18	52	5	21	22	0	0	
24H,0-24	5053	140	4494	115	0	3	180	19	54	5	21	22	0	0	

12835		OXFORDSHIRE				Site No: 12835017	Location	Site 17 - Eynsham Rd, Farmoor (E of Cumnor Rd)							
Wed 08-Nov-23 to Tue 21-Nov-23						Channel: Westbound									
TIME PERIOD	TOTAL VEHICLES	MOTOR-CYCLES	CARS OR CAR-BASED LGV	LIGHT GOODS VEHICLES	BUSES	TWO AXLE, SIX TYRE, RIGID/ BUSES	THREE AXLE RIGID	FOUR OR MORE AXLE RIGID	FOUR OR LESS AXLE ARTIC	FIVE AXLE ARTIC	SIX OR MORE AXLE ARTIC	FIVE OR LESS AXLE MULTI-TRAILER ARTIC	SIX AXLE MULTI-TRAILER ARTIC	SEVEN OR MORE AXLE ARTIC	
Fri 17-Nov-23															
00:00	21	0	18	1	0	0	1	0	1	0	0	0	0	0	
01:00	7	0	7	0	0	0	0	0	0	0	0	0	0	0	
02:00	9	1	7	0	0	1	0	0	0	0	0	0	0	0	
03:00	4	0	3	1	0	0	0	0	0	0	0	0	0	0	
04:00	10	0	9	1	0	0	0	0	0	0	0	0	0	0	
05:00	85	0	80	0	0	0	4	0	1	0	0	0	0	0	
06:00	141	7	123	4	0	0	5	1	1	0	0	0	0	0	
07:00	353	13	319	3	0	0	12	0	2	1	3	0	0	0	
08:00	380	9	340	2	0	2	17	3	5	0	1	1	0	0	
09:00	244	8	217	8	1	0	7	0	1	0	0	2	0	0	
10:00	248	13	208	4	0	0	16	0	3	3	0	1	0	0	
11:00	278	7	232	19	1	1	17	0	1	0	0	0	0	0	
12:00	297	9	266	13	1	0	2	0	3	0	0	3	0	0	
13:00	308	8	278	5	4	1	9	0	2	0	0	1	0	0	
14:00	377	5	348	14	0	1	6	0	2	1	0	0	0	0	
15:00	391	8	358	9	1	0	9	0	4	0	1	1	0	0	
16:00	418	10	373	8	1	0	20	0	5	0	0	1	0	0	
17:00	403	6	357	9	1	0	18	0	8	0	0	4	0	0	
18:00	323	14	296	7	0	0	6	0	0	0	0	0	0	0	
19:00	182	3	167	2	0	0	8	0	2	0	0	0	0	0	
20:00	151	2	143	2	0	0	4	0	0	0	0	0	0	0	
21:00	102	1	99	0	0	0	2	0	0	0	0	0	0	0	
22:00	91	3	84	2	0	0	1	0	0	0	0	1	0	0	
23:00	49	0	47	1	0	0	1	0	0	0	0	0	0	0	
12H,7-19	4020	110	3592	101	10	5	139	3	36	5	5	14	0	0	
16H,6-22	4596	123	4124	109	10	5	158	4	39	5	5	14	0	0	
18H,6-24	4736	126	4255	112	10	5	160	4	39	5	5	15	0	0	
24H,0-24	4872	127	4379	115	10	6	165	4	41	5	5	15	0	0	

12835		OXFORDSHIRE				Site No: 12835017	Location Site 17 - Eynsham Rd, Farmoor (E of Cumnor Rd)								
Wed 08-Nov-23 to Tue 21-Nov-23						Channel: Westbound									
TIME PERIOD	TOTAL VEHICLES	MOTOR-CYCLES	CARS OR CAR-BASED LGV	LIGHT GOODS VEHICLES	BUSES	TWO AXLE, SIX TYRE, RIGID/ BUSES	THREE AXLE RIGID	FOUR OR MORE AXLE RIGID	FOUR OR LESS AXLE ARTIC	FIVE AXLE ARTIC	SIX OR MORE AXLE ARTIC	FIVE OR LESS AXLE MULTI-TRAILER ARTIC	SIX AXLE MULTI-TRAILER ARTIC	SEVEN OR MORE AXLE ARTIC	
Sat 18-Nov-23															
00:00	27	1	26	0	0	0	0	0	0	0	0	0	0	0	
01:00	9	0	8	1	0	0	0	0	0	0	0	0	0	0	
02:00	8	0	8	0	0	0	0	0	0	0	0	0	0	0	
03:00	7	0	6	1	0	0	0	0	0	0	0	0	0	0	
04:00	8	1	6	1	0	0	0	0	0	0	0	0	0	0	
05:00	30	0	29	1	0	0	0	0	0	0	0	0	0	0	
06:00	36	1	32	1	0	1	1	0	0	0	0	0	0	0	
07:00	86	6	71	5	1	0	3	0	0	0	0	0	0	0	
08:00	160	2	141	9	0	0	7	1	0	0	0	0	0	0	
09:00	176	5	160	3	0	0	6	1	1	0	0	0	0	0	
10:00	257	2	239	6	0	0	6	2	1	1	0	0	0	0	
11:00	279	7	253	16	0	0	2	0	0	1	0	0	0	0	
12:00	290	6	269	6	0	2	3	0	3	0	0	1	0	0	
13:00	301	6	283	11	0	0	0	0	1	0	0	0	0	0	
14:00	274	4	250	6	1	2	9	0	1	0	0	1	0	0	
15:00	282	2	269	3	0	0	6	1	1	0	0	0	0	0	
16:00	311	5	287	7	0	0	7	0	2	0	1	2	0	0	
17:00	257	3	246	2	0	0	4	0	1	0	0	1	0	0	
18:00	199	5	180	9	0	0	3	0	2	0	0	0	0	0	
19:00	155	1	143	5	0	0	3	0	2	0	0	1	0	0	
20:00	96	3	88	0	0	1	3	0	0	0	0	1	0	0	
21:00	83	3	75	2	0	0	3	0	0	0	0	0	0	0	
22:00	62	1	59	1	0	0	1	0	0	0	0	0	0	0	
23:00	52	1	46	1	0	0	4	0	0	0	0	0	0	0	
12H,7-19	2872	53	2648	83	2	4	56	5	13	2	1	5	0	0	
16H,6-22	3242	61	2986	91	2	6	66	5	15	2	1	7	0	0	
18H,6-24	3356	63	3091	93	2	6	71	5	15	2	1	7	0	0	
24H,0-24	3445	65	3174	97	2	6	71	5	15	2	1	7	0	0	

12835		OXFORDSHIRE				Site No: 12835017	Location	Site 17 - Eynsham Rd, Farmoor (E of Cumnor Rd)							
Wed 08-Nov-23 to Tue 21-Nov-23						Channel: Westbound									
TIME PERIOD	TOTAL VEHICLES	MOTOR-CYCLES	CARS OR CAR-BASED LGV	LIGHT GOODS VEHICLES	BUSES	TWO AXLE, SIX TYRE, RIGID/ BUSES	THREE AXLE RIGID	FOUR OR MORE AXLE RIGID	FOUR OR LESS AXLE ARTIC	FIVE AXLE ARTIC	SIX OR MORE AXLE ARTIC	FIVE OR LESS AXLE MULTI-TRAILER ARTIC	SIX AXLE MULTI-TRAILER ARTIC	SEVEN OR MORE AXLE ARTIC	
Sun 19-Nov-23															
00:00	34	0	32	0	0	0	2	0	0	0	0	0	0	0	
01:00	14	0	13	0	0	0	1	0	0	0	0	0	0	0	
02:00	10	0	10	0	0	0	0	0	0	0	0	0	0	0	
03:00	7	0	7	0	0	0	0	0	0	0	0	0	0	0	
04:00	5	0	4	1	0	0	0	0	0	0	0	0	0	0	
05:00	26	0	25	1	0	0	0	0	0	0	0	0	0	0	
06:00	18	1	17	0	0	0	0	0	0	0	0	0	0	0	
07:00	48	0	44	3	0	1	0	0	0	0	0	0	0	0	
08:00	82	4	72	2	0	0	2	1	1	0	0	0	0	0	
09:00	145	4	131	1	0	0	7	0	2	0	0	0	0	0	
10:00	203	3	184	4	1	0	9	1	1	0	0	0	0	0	
11:00	280	11	254	2	0	1	7	0	3	1	1	0	0	0	
12:00	377	7	341	11	0	0	11	1	4	1	1	0	0	0	
13:00	307	8	280	8	0	0	9	1	1	0	0	0	0	0	
14:00	284	10	254	7	0	0	8	1	3	0	1	0	0	0	
15:00	323	8	297	4	0	0	10	1	1	1	1	0	0	0	
16:00	278	2	257	4	0	0	8	0	4	1	0	2	0	0	
17:00	188	5	172	3	0	0	8	0	0	0	0	0	0	0	
18:00	160	6	146	2	1	0	4	0	1	0	0	0	0	0	
19:00	102	1	99	1	0	0	0	0	0	1	0	0	0	0	
20:00	101	0	92	3	1	0	5	0	0	0	0	0	0	0	
21:00	43	0	39	2	0	0	2	0	0	0	0	0	0	0	
22:00	50	0	49	0	0	0	1	0	0	0	0	0	0	0	
23:00	20	0	20	0	0	0	0	0	0	0	0	0	0	0	
12H,7-19	2675	68	2432	51	2	2	83	6	21	4	4	2	0	0	
16H,6-22	2939	70	2679	57	3	2	90	6	21	5	4	2	0	0	
18H,6-24	3009	70	2748	57	3	2	91	6	21	5	4	2	0	0	
24H,0-24	3105	70	2839	59	3	2	94	6	21	5	4	2	0	0	

12835		OXFORDSHIRE				Site No: 12835017	Location	Site 17 - Eynsham Rd, Farmoor (E of Cumnor Rd)							
Wed 08-Nov-23 to Tue 21-Nov-23						Channel: Westbound									
TIME PERIOD	TOTAL VEHICLES	MOTOR-CYCLES	CARS OR CAR-BASED LGV	LIGHT GOODS VEHICLES	BUSES	TWO AXLE, SIX TYRE, RIGID/ BUSES	THREE AXLE RIGID	FOUR OR MORE AXLE RIGID	FOUR OR LESS AXLE ARTIC	FIVE AXLE ARTIC	SIX OR MORE AXLE ARTIC	FIVE OR LESS AXLE MULTI-TRAILER ARTIC	SIX AXLE MULTI-TRAILER ARTIC	SEVEN OR MORE AXLE ARTIC	
Mon 20-Nov-23															
00:00	13	0	11	1	0	0	0	0	1	0	0	0	0	0	
01:00	9	0	7	2	0	0	0	0	0	0	0	0	0	0	
02:00	7	0	6	0	0	0	1	0	0	0	0	0	0	0	
03:00	8	1	6	0	0	0	1	0	0	0	0	0	0	0	
04:00	17	0	11	5	0	0	1	0	0	0	0	0	0	0	
05:00	74	1	70	0	0	0	2	0	1	0	0	0	0	0	
06:00	126	1	114	4	0	0	6	0	0	0	1	0	0	0	
07:00	373	9	333	14	2	0	12	0	2	0	0	1	0	0	
08:00	300	9	265	7	1	0	12	1	1	2	2	0	0	0	
09:00	212	13	177	15	0	1	4	1	1	0	0	0	0	0	
10:00	221	10	187	11	0	1	4	1	5	0	2	0	0	0	
11:00	244	4	206	18	1	1	8	1	3	0	2	0	0	0	
12:00	275	11	222	26	0	2	9	0	4	1	0	0	0	0	
13:00	304	6	271	18	0	1	5	0	3	0	0	0	0	0	
14:00	296	6	255	21	0	0	9	0	3	0	0	2	0	0	
15:00	367	11	321	22	0	1	8	0	0	0	2	2	0	0	
16:00	447	10	400	18	0	0	10	1	6	0	1	1	0	0	
17:00	406	10	374	12	0	0	6	1	3	0	0	0	0	0	
18:00	298	7	275	6	0	0	6	0	2	1	0	1	0	0	
19:00	162	5	149	1	0	0	6	1	0	0	0	0	0	0	
20:00	142	7	125	1	0	1	7	0	1	0	0	0	0	0	
21:00	96	2	91	0	0	0	3	0	0	0	0	0	0	0	
22:00	55	1	50	1	0	0	3	0	0	0	0	0	0	0	
23:00	28	0	27	1	0	0	0	0	0	0	0	0	0	0	
12H,7-19	3743	106	3286	188	4	7	93	6	33	4	9	7	0	0	
16H,6-22	4269	121	3765	194	4	8	115	7	34	4	10	7	0	0	
18H,6-24	4352	122	3842	196	4	8	118	7	34	4	10	7	0	0	
24H,0-24	4480	124	3953	204	4	8	123	7	36	4	10	7	0	0	

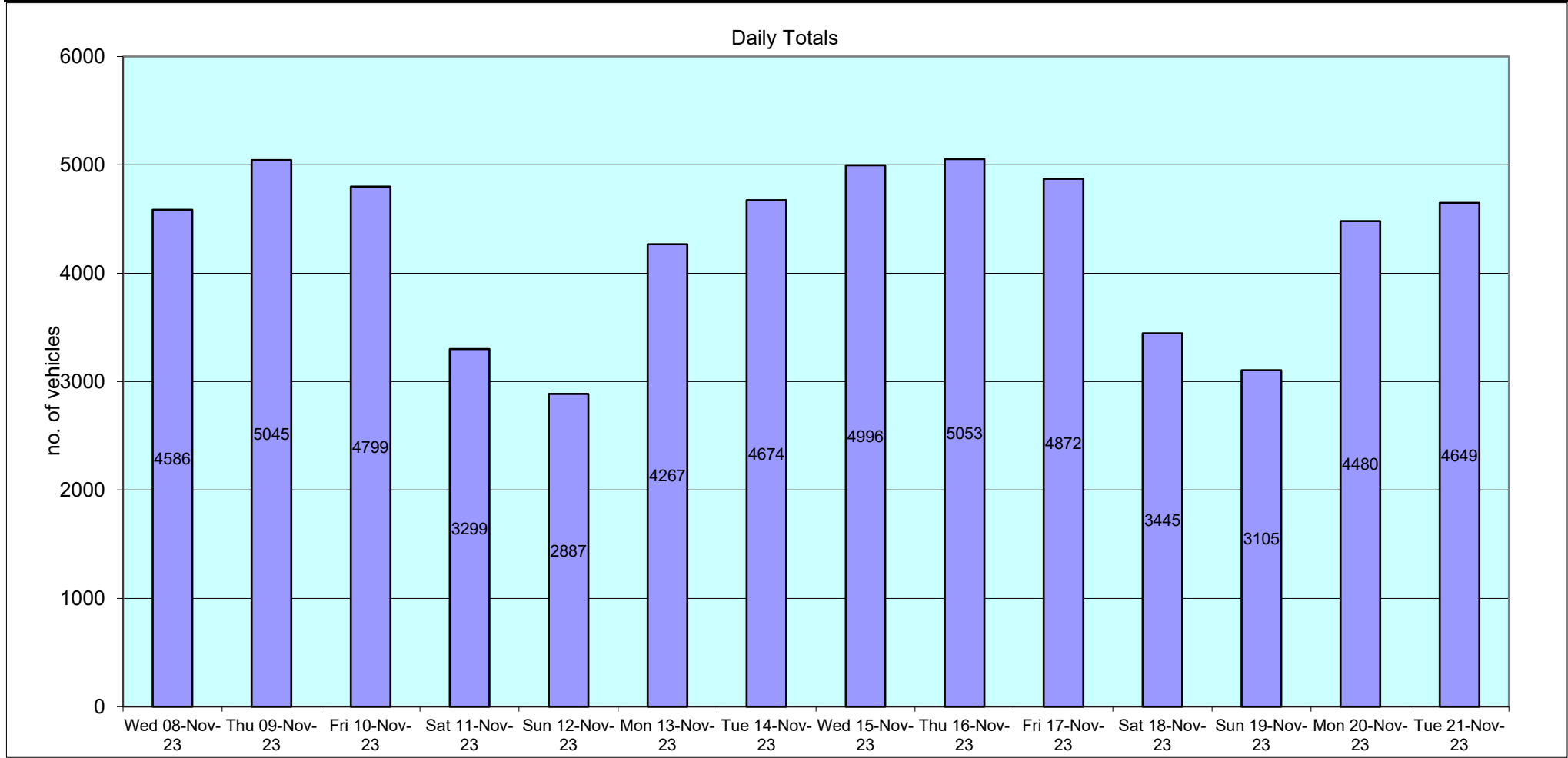
12835		OXFORDSHIRE				Site No: 12835017	Location	Site 17 - Eynsham Rd, Farmoor (E of Cumnor Rd)							
Wed 08-Nov-23 to Tue 21-Nov-23						Channel: Westbound									
TIME PERIOD	TOTAL VEHICLES	MOTOR-CYCLES	CARS OR CAR-BASED LGV	LIGHT GOODS VEHICLES	BUSES	TWO AXLE, SIX TYRE, RIGID/ BUSES	THREE AXLE RIGID	FOUR OR MORE AXLE RIGID	FOUR OR LESS AXLE ARTIC	FIVE AXLE ARTIC	SIX OR MORE AXLE ARTIC	FIVE OR LESS AXLE MULTI-TRAILER ARTIC	SIX AXLE MULTI-TRAILER ARTIC	SEVEN OR MORE AXLE ARTIC	
Tue 21-Nov-23															
00:00	9	0	7	1	0	0	1	0	0	0	0	0	0	0	
01:00	10	0	7	1	0	0	1	1	0	0	0	0	0	0	
02:00	4	0	4	0	0	0	0	0	0	0	0	0	0	0	
03:00	4	0	4	0	0	0	0	0	0	0	0	0	0	0	
04:00	18	0	14	3	0	0	1	0	0	0	0	0	0	0	
05:00	62	3	58	0	0	0	0	0	0	0	0	1	0	0	
06:00	139	7	113	7	1	0	6	1	2	1	0	1	0	0	
07:00	372	3	337	14	0	0	9	0	3	0	0	6	0	0	
08:00	314	7	282	9	0	1	10	0	2	1	1	1	0	0	
09:00	246	8	220	4	0	1	9	0	2	1	0	1	0	0	
10:00	221	3	195	10	1	0	8	1	3	0	0	0	0	0	
11:00	258	8	222	15	0	2	10	0	1	0	0	0	0	0	
12:00	276	5	249	8	2	0	9	0	1	0	2	0	0	0	
13:00	294	6	261	11	0	0	10	0	3	0	1	2	0	0	
14:00	278	7	240	15	0	0	7	0	2	2	2	3	0	0	
15:00	355	4	319	13	0	1	11	0	4	0	3	0	0	0	
16:00	439	7	399	9	0	1	4	1	8	0	2	8	0	0	
17:00	445	2	419	10	0	0	7	0	4	0	0	3	0	0	
18:00	343	10	308	8	0	1	12	0	2	1	0	1	0	0	
19:00	182	6	167	1	0	0	7	0	0	0	1	0	0	0	
20:00	129	5	119	1	0	0	3	0	1	0	0	0	0	0	
21:00	123	5	110	2	0	0	6	0	0	0	0	0	0	0	
22:00	94	4	82	0	0	0	8	0	0	0	0	0	0	0	
23:00	34	0	33	1	0	0	0	0	0	0	0	0	0	0	
12H,7-19	3841	70	3451	126	3	7	106	2	35	5	11	25	0	0	
16H,6-22	4414	93	3960	137	4	7	128	3	38	6	12	26	0	0	
18H,6-24	4542	97	4075	138	4	7	136	3	38	6	12	26	0	0	
24H,0-24	4649	100	4169	143	4	7	139	4	38	6	12	27	0	0	

12835		OXFORDSHIRE				Site No: 12835017		Location		Site 17 - Eynsham Rd, Farmoor (E of Cumnor Rd)					
Wed 08-Nov-23 to Tue 21-Nov-23		Channel: Westbound													
TIME PERIOD	TOTAL VEHICLES	MOTOR-CYCLES	CARS OR CAR-BASED LGV	LIGHT GOODS VEHICLES	BUSES	TWO AXLE, SIX TYRE, RIGID/ BUSES	THREE AXLE RIGID	FOUR OR MORE AXLE RIGID	FOUR OR LESS AXLE ARTIC	FIVE AXLE ARTIC	SIX OR MORE AXLE ARTIC	FIVE OR LESS AXLE MULTI-TRAILER ARTIC	SIX AXLE MULTI-TRAILER ARTIC	SEVEN OR MORE AXLE ARTIC	
Daily Totals															
Wed 08-Nov-23	4586	70	4033	312	3	27	63	10	42	1	7	18	0	0	
Thu 09-Nov-23	5045	130	4424	202	2	11	158	16	46	7	26	22	1	0	
Fri 10-Nov-23	4799	160	4240	109	1	9	186	29	29	4	19	13	0	0	
Sat 11-Nov-23	3299	67	2983	122	4	6	80	9	19	2	1	6	0	0	
Sun 12-Nov-23	2887	26	2689	107	1	7	41	2	11	0	2	1	0	0	
Mon 13-Nov-23	4267	95	3736	186	4	7	159	5	41	7	12	15	0	0	
Tue 14-Nov-23	4674	105	4157	171	3	7	141	2	45	4	11	27	1	0	
Wed 15-Nov-23	4996	114	4470	166	8	1	157	2	34	5	17	22	0	0	
Thu 16-Nov-23	5053	140	4494	115	0	3	180	19	54	5	21	22	0	0	
Fri 17-Nov-23	4872	127	4379	115	10	6	165	4	41	5	5	15	0	0	
Sat 18-Nov-23	3445	65	3174	97	2	6	71	5	15	2	1	7	0	0	
Sun 19-Nov-23	3105	70	2839	59	3	2	94	6	21	5	4	2	0	0	
Mon 20-Nov-23	4480	124	3953	204	4	8	123	7	36	4	10	7	0	0	
Tue 21-Nov-23	4649	100	4169	143	4	7	139	4	38	6	12	27	0	0	

12835 OXFORDSHIRE Site No: 12835017 Location Site 17 - Eynsham Rd, Farmoor (E of Cumnor Rd)
 Wed 08-Nov-23 to Tue 21-Nov-23 Channel: Westbound

TIME PERIOD	TOTAL VEHICLES	MOTOR-CYCLES	CARS OR CAR-BASED LGV	LIGHT GOODS VEHICLES	BUSES	TWO AXLE, SIX TYRE, RIGID/ BUSES	THREE AXLE RIGID	FOUR OR MORE AXLE RIGID	FOUR OR LESS AXLE ARTIC	FIVE AXLE ARTIC	SIX OR MORE AXLE ARTIC	FIVE OR LESS AXLE MULTI-TRAILER ARTIC	SIX AXLE MULTI-TRAILER ARTIC	SEVEN OR MORE AXLE ARTIC
-------------	----------------	--------------	-----------------------	----------------------	-------	----------------------------------	------------------	-------------------------	-------------------------	-----------------	------------------------	---------------------------------------	------------------------------	--------------------------

Total Vehicles	[--]	60157	1393	53740	2108	49	107	1757	120	472	57	148	204	2	0
----------------	------	-------	------	-------	------	----	-----	------	-----	-----	----	-----	-----	---	---



12835 OXFORDSHIRE Site No: 12835017 Location Site 17 - Eynsham Rd, Farmoor (E of Cumnor Rd)
 Wed 08-Nov-23 to Tue 21-Nov-23 Channel: Westbound

TIME PERIOD	TOTAL VEHICLES	MOTOR-CYCLES	MOTOR-CYCLES%	CARS	CARS %	LGV	LGV %	HGV	HGV %	BUS	BUS %
Wed 08-Nov-23											
00:00	11	0	0.0	10	90.9	0	0.0	1	9.1	0	0.0
01:00	10	0	0.0	7	70.0	3	30.0	0	0.0	0	0.0
02:00	7	0	0.0	7	100.0	0	0.0	0	0.0	0	0.0
03:00	11	0	0.0	11	100.0	0	0.0	0	0.0	0	0.0
04:00	16	0	0.0	13	81.3	2	12.5	1	6.3	0	0.0
05:00	54	0	0.0	49	90.7	1	1.9	4	7.4	0	0.0
06:00	115	1	0.9	96	83.5	13	11.3	5	4.4	0	0.0
07:00	329	7	2.1	281	85.4	30	9.1	11	3.3	0	0.0
08:00	255	3	1.2	226	88.6	16	6.3	10	3.9	0	0.0
09:00	195	2	1.0	164	84.1	21	10.8	8	4.1	0	0.0
10:00	191	1	0.5	153	80.1	22	11.5	15	7.9	0	0.0
11:00	250	1	0.4	204	81.6	32	12.8	13	5.2	0	0.0
12:00	218	2	0.9	186	85.3	22	10.1	8	3.7	0	0.0
13:00	276	5	1.8	239	86.6	22	8.0	10	3.6	0	0.0
14:00	325	3	0.9	280	86.2	31	9.5	11	3.4	0	0.0
15:00	407	3	0.7	369	90.7	20	4.9	15	3.7	0	0.0
16:00	468	13	2.8	413	88.3	30	6.4	12	2.6	0	0.0
17:00	535	11	2.1	490	91.6	9	1.7	24	4.5	1	0.2
18:00	381	10	2.6	348	91.3	13	3.4	10	2.6	0	0.0
19:00	216	5	2.3	198	91.7	9	4.2	3	1.4	1	0.5
20:00	122	1	0.8	112	91.8	5	4.1	4	3.3	0	0.0
21:00	121	2	1.7	113	93.4	5	4.1	1	0.8	0	0.0
22:00	54	0	0.0	51	94.4	1	1.9	1	1.9	1	1.9
23:00	19	0	0.0	13	68.4	5	26.3	1	5.3	0	0.0
12H,7-19	3830	61	1.6	3353	87.6	268	7.0	147	3.8	1	0.0
16H,6-22	4404	70	1.6	3872	87.9	300	6.8	160	3.6	2	0.1
18H,6-24	4477	70	1.6	3936	87.9	306	6.8	162	3.6	3	0.1
24H,0-24	4586	70	1.5	4033	87.9	312	6.8	168	3.7	3	0.1

12835 OXFORDSHIRE Site No: 12835017 Location Site 17 - Eynsham Rd, Farmoor (E of Cumnor Rd)
 Wed 08-Nov-23 to Tue 21-Nov-23 Channel: Westbound

TIME PERIOD	TOTAL VEHICLES	MOTOR-CYCLES	MOTOR-CYCLES%	CARS	CARS %	LGV	LGV %	HGV	HGV %	BUS	BUS %
Thu 09-Nov-23											
00:00	11	0	0.0	9	81.8	0	0.0	2	18.2	0	0.0
01:00	6	0	0.0	5	83.3	1	16.7	0	0.0	0	0.0
02:00	7	0	0.0	7	100.0	0	0.0	0	0.0	0	0.0
03:00	9	0	0.0	6	66.7	2	22.2	1	11.1	0	0.0
04:00	12	1	8.3	9	75.0	2	16.7	0	0.0	0	0.0
05:00	68	0	0.0	61	89.7	3	4.4	4	5.9	0	0.0
06:00	111	0	0.0	97	87.4	11	9.9	3	2.7	0	0.0
07:00	341	2	0.6	314	92.1	19	5.6	6	1.8	0	0.0
08:00	285	6	2.1	243	85.3	21	7.4	15	5.3	0	0.0
09:00	229	5	2.2	189	82.5	24	10.5	11	4.8	0	0.0
10:00	203	7	3.5	178	87.7	10	4.9	7	3.5	1	0.5
11:00	258	6	2.3	226	87.6	8	3.1	18	7.0	0	0.0
12:00	258	9	3.5	226	87.6	16	6.2	7	2.7	0	0.0
13:00	328	16	4.9	274	83.5	12	3.7	25	7.6	1	0.3
14:00	366	12	3.3	301	82.2	20	5.5	33	9.0	0	0.0
15:00	441	10	2.3	391	88.7	11	2.5	29	6.6	0	0.0
16:00	430	11	2.6	375	87.2	14	3.3	30	7.0	0	0.0
17:00	481	10	2.1	444	92.3	8	1.7	19	4.0	0	0.0
18:00	369	4	1.1	331	89.7	7	1.9	27	7.3	0	0.0
19:00	306	11	3.6	261	85.3	7	2.3	27	8.8	0	0.0
20:00	243	11	4.5	220	90.5	2	0.8	10	4.1	0	0.0
21:00	154	8	5.2	138	89.6	2	1.3	6	3.9	0	0.0
22:00	91	1	1.1	84	92.3	0	0.0	6	6.6	0	0.0
23:00	38	0	0.0	35	92.1	2	5.3	1	2.6	0	0.0
12H,7-19	3989	98	2.5	3492	87.5	170	4.3	227	5.7	2	0.1
16H,6-22	4803	128	2.7	4208	87.6	192	4.0	273	5.7	2	0.0
18H,6-24	4932	129	2.6	4327	87.7	194	3.9	280	5.7	2	0.0
24H,0-24	5045	130	2.6	4424	87.7	202	4.0	287	5.7	2	0.0

12835 OXFORDSHIRE Site No: 12835017 Location Site 17 - Eynsham Rd, Farmoor (E of Cumnor Rd)
 Wed 08-Nov-23 to Tue 21-Nov-23 Channel: Westbound

TIME PERIOD	TOTAL VEHICLES	MOTOR-CYCLES	MOTOR-CYCLES%	CARS	CARS %	LGV	LGV %	HGV	HGV %	BUS	BUS %
Fri 10-Nov-23											
00:00	19	0	0.0	16	84.2	2	10.5	1	5.3	0	0.0
01:00	10	0	0.0	8	80.0	2	20.0	0	0.0	0	0.0
02:00	11	0	0.0	10	90.9	1	9.1	0	0.0	0	0.0
03:00	4	0	0.0	4	100.0	0	0.0	0	0.0	0	0.0
04:00	14	1	7.1	11	78.6	2	14.3	0	0.0	0	0.0
05:00	81	1	1.2	72	88.9	0	0.0	8	9.9	0	0.0
06:00	161	7	4.4	136	84.5	3	1.9	15	9.3	0	0.0
07:00	355	13	3.7	319	89.9	9	2.5	14	3.9	0	0.0
08:00	226	9	4.0	199	88.1	0	0.0	18	8.0	0	0.0
09:00	219	7	3.2	187	85.4	8	3.7	17	7.8	0	0.0
10:00	250	12	4.8	220	88.0	5	2.0	13	5.2	0	0.0
11:00	285	9	3.2	253	88.8	10	3.5	13	4.6	0	0.0
12:00	333	12	3.6	289	86.8	14	4.2	17	5.1	1	0.3
13:00	312	12	3.9	278	89.1	7	2.2	15	4.8	0	0.0
14:00	371	15	4.0	327	88.1	10	2.7	19	5.1	0	0.0
15:00	382	11	2.9	332	86.9	14	3.7	25	6.5	0	0.0
16:00	434	17	3.9	381	87.8	5	1.2	31	7.1	0	0.0
17:00	409	12	2.9	371	90.7	6	1.5	20	4.9	0	0.0
18:00	339	13	3.8	302	89.1	1	0.3	23	6.8	0	0.0
19:00	192	3	1.6	174	90.6	2	1.0	13	6.8	0	0.0
20:00	153	1	0.7	142	92.8	1	0.7	9	5.9	0	0.0
21:00	99	4	4.0	79	79.8	6	6.1	10	10.1	0	0.0
22:00	78	1	1.3	72	92.3	0	0.0	5	6.4	0	0.0
23:00	62	0	0.0	58	93.6	1	1.6	3	4.8	0	0.0
12H,7-19	3915	142	3.6	3458	88.3	89	2.3	225	5.8	1	0.0
16H,6-22	4520	157	3.5	3989	88.3	101	2.2	272	6.0	1	0.0
18H,6-24	4660	158	3.4	4119	88.4	102	2.2	280	6.0	1	0.0
24H,0-24	4799	160	3.3	4240	88.4	109	2.3	289	6.0	1	0.0

12835 OXFORDSHIRE Site No: 12835017 Location Site 17 - Eynsham Rd, Farmoor (E of Cumnor Rd)
 Wed 08-Nov-23 to Tue 21-Nov-23 Channel: Westbound

TIME PERIOD	TOTAL VEHICLES	MOTOR-CYCLES	MOTOR-CYCLES%	CARS	CARS %	LGV	LGV %	HGV	HGV %	BUS	BUS %
Sat 11-Nov-23											
00:00	23	1	4.4	19	82.6	1	4.4	2	8.7	0	0.0
01:00	11	0	0.0	10	90.9	1	9.1	0	0.0	0	0.0
02:00	11	0	0.0	10	90.9	1	9.1	0	0.0	0	0.0
03:00	7	0	0.0	7	100.0	0	0.0	0	0.0	0	0.0
04:00	9	0	0.0	6	66.7	3	33.3	0	0.0	0	0.0
05:00	31	0	0.0	31	100.0	0	0.0	0	0.0	0	0.0
06:00	44	1	2.3	35	79.6	5	11.4	3	6.8	0	0.0
07:00	88	0	0.0	78	88.6	4	4.6	6	6.8	0	0.0
08:00	163	7	4.3	141	86.5	4	2.5	10	6.1	1	0.6
09:00	182	5	2.8	166	91.2	7	3.9	3	1.7	1	0.6
10:00	284	9	3.2	249	87.7	17	6.0	9	3.2	0	0.0
11:00	281	8	2.9	244	86.8	11	3.9	17	6.1	1	0.4
12:00	290	2	0.7	270	93.1	12	4.1	6	2.1	0	0.0
13:00	200	7	3.5	180	90.0	9	4.5	4	2.0	0	0.0
14:00	58	2	3.5	53	91.4	1	1.7	2	3.5	0	0.0
15:00	249	6	2.4	224	90.0	11	4.4	8	3.2	0	0.0
16:00	357	5	1.4	321	89.9	8	2.2	23	6.4	0	0.0
17:00	311	3	1.0	287	92.3	7	2.3	13	4.2	1	0.3
18:00	249	5	2.0	230	92.4	6	2.4	8	3.2	0	0.0
19:00	149	1	0.7	139	93.3	5	3.4	4	2.7	0	0.0
20:00	102	1	1.0	97	95.1	3	2.9	1	1.0	0	0.0
21:00	77	3	3.9	70	90.9	3	3.9	1	1.3	0	0.0
22:00	80	1	1.3	75	93.8	2	2.5	2	2.5	0	0.0
23:00	43	0	0.0	41	95.4	1	2.3	1	2.3	0	0.0
12H,7-19	2712	59	2.2	2443	90.1	97	3.6	109	4.0	4	0.2
16H,6-22	3084	65	2.1	2784	90.3	113	3.7	118	3.8	4	0.1
18H,6-24	3207	66	2.1	2900	90.4	116	3.6	121	3.8	4	0.1
24H,0-24	3299	67	2.0	2983	90.4	122	3.7	123	3.7	4	0.1

12835 OXFORDSHIRE Site No: 12835017 Location Site 17 - Eynsham Rd, Farmoor (E of Cumnor Rd)
 Wed 08-Nov-23 to Tue 21-Nov-23 Channel: Westbound

TIME PERIOD	TOTAL VEHICLES	MOTOR-CYCLES	MOTOR-CYCLES%	CARS	CARS %	LGV	LGV %	HGV	HGV %	BUS	BUS %
Sun 12-Nov-23											
00:00	30	0	0.0	26	86.7	3	10.0	1	3.3	0	0.0
01:00	10	0	0.0	10	100.0	0	0.0	0	0.0	0	0.0
02:00	11	0	0.0	11	100.0	0	0.0	0	0.0	0	0.0
03:00	6	0	0.0	6	100.0	0	0.0	0	0.0	0	0.0
04:00	8	0	0.0	7	87.5	1	12.5	0	0.0	0	0.0
05:00	25	0	0.0	23	92.0	1	4.0	1	4.0	0	0.0
06:00	17	1	5.9	12	70.6	2	11.8	2	11.8	0	0.0
07:00	33	0	0.0	31	93.9	1	3.0	1	3.0	0	0.0
08:00	73	2	2.7	59	80.8	9	12.3	2	2.7	1	1.4
09:00	133	2	1.5	118	88.7	10	7.5	3	2.3	0	0.0
10:00	181	1	0.6	168	92.8	7	3.9	5	2.8	0	0.0
11:00	260	3	1.2	237	91.2	14	5.4	6	2.3	0	0.0
12:00	341	2	0.6	324	95.0	10	2.9	5	1.5	0	0.0
13:00	316	4	1.3	297	94.0	7	2.2	8	2.5	0	0.0
14:00	323	1	0.3	308	95.4	7	2.2	7	2.2	0	0.0
15:00	294	0	0.0	282	95.9	6	2.0	6	2.0	0	0.0
16:00	249	3	1.2	236	94.8	7	2.8	3	1.2	0	0.0
17:00	197	4	2.0	182	92.4	3	1.5	8	4.1	0	0.0
18:00	100	1	1.0	98	98.0	1	1.0	0	0.0	0	0.0
19:00	103	0	0.0	94	91.3	5	4.9	4	3.9	0	0.0
20:00	73	1	1.4	65	89.0	5	6.9	2	2.7	0	0.0
21:00	46	0	0.0	44	95.7	2	4.4	0	0.0	0	0.0
22:00	33	0	0.0	30	90.9	3	9.1	0	0.0	0	0.0
23:00	25	1	4.0	21	84.0	3	12.0	0	0.0	0	0.0
12H,7-19	2500	23	0.9	2340	93.6	82	3.3	54	2.2	1	0.0
16H,6-22	2739	25	0.9	2555	93.3	96	3.5	62	2.3	1	0.0
18H,6-24	2797	26	0.9	2606	93.2	102	3.7	62	2.2	1	0.0
24H,0-24	2887	26	0.9	2689	93.1	107	3.7	64	2.2	1	0.0

12835 OXFORDSHIRE Site No: 12835017 Location Site 17 - Eynsham Rd, Farmoor (E of Cumnor Rd)
 Wed 08-Nov-23 to Tue 21-Nov-23 Channel: Westbound

TIME PERIOD	TOTAL VEHICLES	MOTOR-CYCLES	MOTOR-CYCLES%	CARS	CARS %	LGV	LGV %	HGV	HGV %	BUS	BUS %
Mon 13-Nov-23											
00:00	14	1	7.1	12	85.7	1	7.1	0	0.0	0	0.0
01:00	7	0	0.0	7	100.0	0	0.0	0	0.0	0	0.0
02:00	3	0	0.0	3	100.0	0	0.0	0	0.0	0	0.0
03:00	5	1	20.0	2	40.0	2	40.0	0	0.0	0	0.0
04:00	10	0	0.0	6	60.0	3	30.0	1	10.0	0	0.0
05:00	58	0	0.0	52	89.7	3	5.2	3	5.2	0	0.0
06:00	110	0	0.0	91	82.7	13	11.8	6	5.5	0	0.0
07:00	315	6	1.9	270	85.7	25	7.9	13	4.1	1	0.3
08:00	304	6	2.0	268	88.2	12	4.0	18	5.9	0	0.0
09:00	225	7	3.1	182	80.9	12	5.3	24	10.7	0	0.0
10:00	210	8	3.8	172	81.9	15	7.1	14	6.7	1	0.5
11:00	254	13	5.1	210	82.7	13	5.1	18	7.1	0	0.0
12:00	240	9	3.8	211	87.9	7	2.9	12	5.0	1	0.4
13:00	304	6	2.0	265	87.2	19	6.3	14	4.6	0	0.0
14:00	279	7	2.5	241	86.4	15	5.4	15	5.4	1	0.4
15:00	366	5	1.4	318	86.9	17	4.6	26	7.1	0	0.0
16:00	352	1	0.3	323	91.8	4	1.1	24	6.8	0	0.0
17:00	370	6	1.6	341	92.2	7	1.9	16	4.3	0	0.0
18:00	327	5	1.5	296	90.5	11	3.4	15	4.6	0	0.0
19:00	201	1	0.5	187	93.0	3	1.5	10	5.0	0	0.0
20:00	123	3	2.4	113	91.9	2	1.6	5	4.1	0	0.0
21:00	86	6	7.0	76	88.4	0	0.0	4	4.7	0	0.0
22:00	62	2	3.2	54	87.1	0	0.0	6	9.7	0	0.0
23:00	42	2	4.8	36	85.7	2	4.8	2	4.8	0	0.0
12H,7-19	3546	79	2.2	3097	87.3	157	4.4	209	5.9	4	0.1
16H,6-22	4066	89	2.2	3564	87.7	175	4.3	234	5.8	4	0.1
18H,6-24	4170	93	2.2	3654	87.6	177	4.2	242	5.8	4	0.1
24H,0-24	4267	95	2.2	3736	87.6	186	4.4	246	5.8	4	0.1

12835 OXFORDSHIRE Site No: 12835017 Location Site 17 - Eynsham Rd, Farmoor (E of Cumnor Rd)
 Wed 08-Nov-23 to Tue 21-Nov-23 Channel: Westbound

TIME PERIOD	TOTAL VEHICLES	MOTOR-CYCLES	MOTOR-CYCLES%	CARS	CARS %	LGV	LGV %	HGV	HGV %	BUS	BUS %
Tue 14-Nov-23											
00:00	21	0	0.0	19	90.5	0	0.0	2	9.5	0	0.0
01:00	6	0	0.0	5	83.3	1	16.7	0	0.0	0	0.0
02:00	5	0	0.0	4	80.0	0	0.0	1	20.0	0	0.0
03:00	3	0	0.0	3	100.0	0	0.0	0	0.0	0	0.0
04:00	13	1	7.7	10	76.9	2	15.4	0	0.0	0	0.0
05:00	73	0	0.0	70	95.9	0	0.0	3	4.1	0	0.0
06:00	122	2	1.6	109	89.3	8	6.6	3	2.5	0	0.0
07:00	334	11	3.3	301	90.1	14	4.2	8	2.4	0	0.0
08:00	291	8	2.8	257	88.3	9	3.1	17	5.8	0	0.0
09:00	208	7	3.4	181	87.0	8	3.9	12	5.8	0	0.0
10:00	243	9	3.7	215	88.5	8	3.3	10	4.1	1	0.4
11:00	250	4	1.6	219	87.6	13	5.2	14	5.6	0	0.0
12:00	269	15	5.6	224	83.3	12	4.5	18	6.7	0	0.0
13:00	310	5	1.6	272	87.7	21	6.8	12	3.9	0	0.0
14:00	307	6	2.0	282	91.9	12	3.9	7	2.3	0	0.0
15:00	396	7	1.8	348	87.9	17	4.3	22	5.6	2	0.5
16:00	435	8	1.8	378	86.9	17	3.9	32	7.4	0	0.0
17:00	467	5	1.1	424	90.8	15	3.2	23	4.9	0	0.0
18:00	336	8	2.4	302	89.9	5	1.5	21	6.3	0	0.0
19:00	235	2	0.9	211	89.8	5	2.1	17	7.2	0	0.0
20:00	120	1	0.8	112	93.3	1	0.8	6	5.0	0	0.0
21:00	122	3	2.5	111	91.0	2	1.6	6	4.9	0	0.0
22:00	74	2	2.7	70	94.6	0	0.0	2	2.7	0	0.0
23:00	34	1	2.9	30	88.2	1	2.9	2	5.9	0	0.0
12H,7-19	3846	93	2.4	3403	88.5	151	3.9	196	5.1	3	0.1
16H,6-22	4445	101	2.3	3946	88.8	167	3.8	228	5.1	3	0.1
18H,6-24	4553	104	2.3	4046	88.9	168	3.7	232	5.1	3	0.1
24H,0-24	4674	105	2.3	4157	88.9	171	3.7	238	5.1	3	0.1

12835 OXFORDSHIRE Site No: 12835017 Location Site 17 - Eynsham Rd, Farmoor (E of Cumnor Rd)
 Wed 08-Nov-23 to Tue 21-Nov-23 Channel: Westbound

TIME PERIOD	TOTAL VEHICLES	MOTOR-CYCLES	MOTOR-CYCLES%	CARS	CARS %	LGV	LGV %	HGV	HGV %	BUS	BUS %
Wed 15-Nov-23											
00:00	21	0	0.0	21	100.0	0	0.0	0	0.0	0	0.0
01:00	5	0	0.0	5	100.0	0	0.0	0	0.0	0	0.0
02:00	6	0	0.0	4	66.7	1	16.7	1	16.7	0	0.0
03:00	5	0	0.0	3	60.0	0	0.0	2	40.0	0	0.0
04:00	10	0	0.0	8	80.0	2	20.0	0	0.0	0	0.0
05:00	83	1	1.2	76	91.6	3	3.6	3	3.6	0	0.0
06:00	165	4	2.4	144	87.3	7	4.2	10	6.1	0	0.0
07:00	367	8	2.2	328	89.4	10	2.7	21	5.7	0	0.0
08:00	295	11	3.7	253	85.8	3	1.0	28	9.5	0	0.0
09:00	217	6	2.8	200	92.2	4	1.8	7	3.2	0	0.0
10:00	235	5	2.1	204	86.8	15	6.4	10	4.3	1	0.4
11:00	269	7	2.6	239	88.9	10	3.7	10	3.7	3	1.1
12:00	291	9	3.1	258	88.7	17	5.8	6	2.1	1	0.3
13:00	320	11	3.4	282	88.1	14	4.4	13	4.1	0	0.0
14:00	332	7	2.1	287	86.5	23	6.9	15	4.5	0	0.0
15:00	396	9	2.3	346	87.4	22	5.6	17	4.3	2	0.5
16:00	450	10	2.2	411	91.3	11	2.4	18	4.0	0	0.0
17:00	440	8	1.8	401	91.1	6	1.4	24	5.5	1	0.2
18:00	401	6	1.5	375	93.5	3	0.8	17	4.2	0	0.0
19:00	235	1	0.4	218	92.8	4	1.7	12	5.1	0	0.0
20:00	163	6	3.7	144	88.3	1	0.6	12	7.4	0	0.0
21:00	136	1	0.7	124	91.2	4	2.9	7	5.2	0	0.0
22:00	101	2	2.0	94	93.1	1	1.0	4	4.0	0	0.0
23:00	53	2	3.8	45	84.9	5	9.4	1	1.9	0	0.0
12H,7-19	4013	97	2.4	3584	89.3	138	3.4	186	4.6	8	0.2
16H,6-22	4712	109	2.3	4214	89.4	154	3.3	227	4.8	8	0.2
18H,6-24	4866	113	2.3	4353	89.5	160	3.3	232	4.8	8	0.2
24H,0-24	4996	114	2.3	4470	89.5	166	3.3	238	4.8	8	0.2

12835 OXFORDSHIRE Site No: 12835017 Location Site 17 - Eynsham Rd, Farmoor (E of Cumnor Rd)
 Wed 08-Nov-23 to Tue 21-Nov-23 Channel: Westbound

TIME PERIOD	TOTAL VEHICLES	MOTOR-CYCLES	MOTOR-CYCLES%	CARS	CARS %	LGV	LGV %	HGV	HGV %	BUS	BUS %
Thu 16-Nov-23											
00:00	20	1	5.0	16	80.0	0	0.0	3	15.0	0	0.0
01:00	5	0	0.0	4	80.0	1	20.0	0	0.0	0	0.0
02:00	6	0	0.0	6	100.0	0	0.0	0	0.0	0	0.0
03:00	5	0	0.0	3	60.0	2	40.0	0	0.0	0	0.0
04:00	12	1	8.3	9	75.0	2	16.7	0	0.0	0	0.0
05:00	79	2	2.5	72	91.1	3	3.8	2	2.5	0	0.0
06:00	139	5	3.6	121	87.1	4	2.9	9	6.5	0	0.0
07:00	371	9	2.4	335	90.3	5	1.4	22	5.9	0	0.0
08:00	311	5	1.6	283	91.0	1	0.3	22	7.1	0	0.0
09:00	263	12	4.6	224	85.2	8	3.0	19	7.2	0	0.0
10:00	236	9	3.8	207	87.7	3	1.3	17	7.2	0	0.0
11:00	292	14	4.8	257	88.0	11	3.8	10	3.4	0	0.0
12:00	269	11	4.1	233	86.6	11	4.1	14	5.2	0	0.0
13:00	294	6	2.0	262	89.1	7	2.4	19	6.5	0	0.0
14:00	319	9	2.8	286	89.7	10	3.1	14	4.4	0	0.0
15:00	437	10	2.3	389	89.0	14	3.2	24	5.5	0	0.0
16:00	414	12	2.9	357	86.2	15	3.6	30	7.3	0	0.0
17:00	465	12	2.6	422	90.8	6	1.3	25	5.4	0	0.0
18:00	383	5	1.3	353	92.2	4	1.0	21	5.5	0	0.0
19:00	252	6	2.4	218	86.5	7	2.8	21	8.3	0	0.0
20:00	157	6	3.8	140	89.2	0	0.0	11	7.0	0	0.0
21:00	168	3	1.8	153	91.1	1	0.6	11	6.6	0	0.0
22:00	104	2	1.9	96	92.3	0	0.0	6	5.8	0	0.0
23:00	52	0	0.0	48	92.3	0	0.0	4	7.7	0	0.0
12H,7-19	4054	114	2.8	3608	89.0	95	2.3	237	5.9	0	0.0
16H,6-22	4770	134	2.8	4240	88.9	107	2.2	289	6.1	0	0.0
18H,6-24	4926	136	2.8	4384	89.0	107	2.2	299	6.1	0	0.0
24H,0-24	5053	140	2.8	4494	88.9	115	2.3	304	6.0	0	0.0

12835 OXFORDSHIRE Site No: 12835017 Location Site 17 - Eynsham Rd, Farmoor (E of Cumnor Rd)
 Wed 08-Nov-23 to Tue 21-Nov-23 Channel: Westbound

TIME PERIOD	TOTAL VEHICLES	MOTOR-CYCLES	MOTOR-CYCLES%	CARS	CARS %	LGV	LGV %	HGV	HGV %	BUS	BUS %
Fri 17-Nov-23											
00:00	21	0	0.0	18	85.7	1	4.8	2	9.5	0	0.0
01:00	7	0	0.0	7	100.0	0	0.0	0	0.0	0	0.0
02:00	9	1	11.1	7	77.8	0	0.0	1	11.1	0	0.0
03:00	4	0	0.0	3	75.0	1	25.0	0	0.0	0	0.0
04:00	10	0	0.0	9	90.0	1	10.0	0	0.0	0	0.0
05:00	85	0	0.0	80	94.1	0	0.0	5	5.9	0	0.0
06:00	141	7	5.0	123	87.2	4	2.8	7	5.0	0	0.0
07:00	353	13	3.7	319	90.4	3	0.9	18	5.1	0	0.0
08:00	380	9	2.4	340	89.5	2	0.5	29	7.6	0	0.0
09:00	244	8	3.3	217	88.9	8	3.3	10	4.1	1	0.4
10:00	248	13	5.2	208	83.9	4	1.6	23	9.3	0	0.0
11:00	278	7	2.5	232	83.5	19	6.8	19	6.8	1	0.4
12:00	297	9	3.0	266	89.6	13	4.4	8	2.7	1	0.3
13:00	308	8	2.6	278	90.3	5	1.6	13	4.2	4	1.3
14:00	377	5	1.3	348	92.3	14	3.7	10	2.7	0	0.0
15:00	391	8	2.1	358	91.6	9	2.3	15	3.8	1	0.3
16:00	418	10	2.4	373	89.2	8	1.9	26	6.2	1	0.2
17:00	403	6	1.5	357	88.6	9	2.2	30	7.4	1	0.3
18:00	323	14	4.3	296	91.6	7	2.2	6	1.9	0	0.0
19:00	182	3	1.7	167	91.8	2	1.1	10	5.5	0	0.0
20:00	151	2	1.3	143	94.7	2	1.3	4	2.7	0	0.0
21:00	102	1	1.0	99	97.1	0	0.0	2	2.0	0	0.0
22:00	91	3	3.3	84	92.3	2	2.2	2	2.2	0	0.0
23:00	49	0	0.0	47	95.9	1	2.0	1	2.0	0	0.0
12H,7-19	4020	110	2.7	3592	89.4	101	2.5	207	5.2	10	0.3
16H,6-22	4596	123	2.7	4124	89.7	109	2.4	230	5.0	10	0.2
18H,6-24	4736	126	2.7	4255	89.8	112	2.4	233	4.9	10	0.2
24H,0-24	4872	127	2.6	4379	89.9	115	2.4	241	5.0	10	0.2

12835 OXFORDSHIRE Site No: 12835017 Location Site 17 - Eynsham Rd, Farmoor (E of Cumnor Rd)
 Wed 08-Nov-23 to Tue 21-Nov-23 Channel: Westbound

TIME PERIOD	TOTAL VEHICLES	MOTOR-CYCLES	MOTOR-CYCLES%	CARS	CARS %	LGV	LGV %	HGV	HGV %	BUS	BUS %
Sat 18-Nov-23											
00:00	27	1	3.7	26	96.3	0	0.0	0	0.0	0	0.0
01:00	9	0	0.0	8	88.9	1	11.1	0	0.0	0	0.0
02:00	8	0	0.0	8	100.0	0	0.0	0	0.0	0	0.0
03:00	7	0	0.0	6	85.7	1	14.3	0	0.0	0	0.0
04:00	8	1	12.5	6	75.0	1	12.5	0	0.0	0	0.0
05:00	30	0	0.0	29	96.7	1	3.3	0	0.0	0	0.0
06:00	36	1	2.8	32	88.9	1	2.8	2	5.6	0	0.0
07:00	86	6	7.0	71	82.6	5	5.8	3	3.5	1	1.2
08:00	160	2	1.3	141	88.1	9	5.6	8	5.0	0	0.0
09:00	176	5	2.8	160	90.9	3	1.7	8	4.6	0	0.0
10:00	257	2	0.8	239	93.0	6	2.3	10	3.9	0	0.0
11:00	279	7	2.5	253	90.7	16	5.7	3	1.1	0	0.0
12:00	290	6	2.1	269	92.8	6	2.1	9	3.1	0	0.0
13:00	301	6	2.0	283	94.0	11	3.7	1	0.3	0	0.0
14:00	274	4	1.5	250	91.2	6	2.2	13	4.7	1	0.4
15:00	282	2	0.7	269	95.4	3	1.1	8	2.8	0	0.0
16:00	311	5	1.6	287	92.3	7	2.3	12	3.9	0	0.0
17:00	257	3	1.2	246	95.7	2	0.8	6	2.3	0	0.0
18:00	199	5	2.5	180	90.5	9	4.5	5	2.5	0	0.0
19:00	155	1	0.7	143	92.3	5	3.2	6	3.9	0	0.0
20:00	96	3	3.1	88	91.7	0	0.0	5	5.2	0	0.0
21:00	83	3	3.6	75	90.4	2	2.4	3	3.6	0	0.0
22:00	62	1	1.6	59	95.2	1	1.6	1	1.6	0	0.0
23:00	52	1	1.9	46	88.5	1	1.9	4	7.7	0	0.0
12H,7-19	2872	53	1.9	2648	92.2	83	2.9	86	3.0	2	0.1
16H,6-22	3242	61	1.9	2986	92.1	91	2.8	102	3.2	2	0.1
18H,6-24	3356	63	1.9	3091	92.1	93	2.8	107	3.2	2	0.1
24H,0-24	3445	65	1.9	3174	92.1	97	2.8	107	3.1	2	0.1

12835 OXFORDSHIRE Site No: 12835017 Location Site 17 - Eynsham Rd, Farmoor (E of Cumnor Rd)
 Wed 08-Nov-23 to Tue 21-Nov-23 Channel: Westbound

TIME PERIOD	TOTAL VEHICLES	MOTOR-CYCLES	MOTOR-CYCLES%	CARS	CARS %	LGV	LGV %	HGV	HGV %	BUS	BUS %
Sun 19-Nov-23											
00:00	34	0	0.0	32	94.1	0	0.0	2	5.9	0	0.0
01:00	14	0	0.0	13	92.9	0	0.0	1	7.1	0	0.0
02:00	10	0	0.0	10	100.0	0	0.0	0	0.0	0	0.0
03:00	7	0	0.0	7	100.0	0	0.0	0	0.0	0	0.0
04:00	5	0	0.0	4	80.0	1	20.0	0	0.0	0	0.0
05:00	26	0	0.0	25	96.2	1	3.9	0	0.0	0	0.0
06:00	18	1	5.6	17	94.4	0	0.0	0	0.0	0	0.0
07:00	48	0	0.0	44	91.7	3	6.3	1	2.1	0	0.0
08:00	82	4	4.9	72	87.8	2	2.4	4	4.9	0	0.0
09:00	145	4	2.8	131	90.3	1	0.7	9	6.2	0	0.0
10:00	203	3	1.5	184	90.6	4	2.0	11	5.4	1	0.5
11:00	280	11	3.9	254	90.7	2	0.7	13	4.6	0	0.0
12:00	377	7	1.9	341	90.5	11	2.9	18	4.8	0	0.0
13:00	307	8	2.6	280	91.2	8	2.6	11	3.6	0	0.0
14:00	284	10	3.5	254	89.4	7	2.5	13	4.6	0	0.0
15:00	323	8	2.5	297	92.0	4	1.2	14	4.3	0	0.0
16:00	278	2	0.7	257	92.5	4	1.4	15	5.4	0	0.0
17:00	188	5	2.7	172	91.5	3	1.6	8	4.3	0	0.0
18:00	160	6	3.8	146	91.3	2	1.3	5	3.1	1	0.6
19:00	102	1	1.0	99	97.1	1	1.0	1	1.0	0	0.0
20:00	101	0	0.0	92	91.1	3	3.0	5	5.0	1	1.0
21:00	43	0	0.0	39	90.7	2	4.7	2	4.7	0	0.0
22:00	50	0	0.0	49	98.0	0	0.0	1	2.0	0	0.0
23:00	20	0	0.0	20	100.0	0	0.0	0	0.0	0	0.0
12H,7-19	2675	68	2.5	2432	90.9	51	1.9	122	4.6	2	0.1
16H,6-22	2939	70	2.4	2679	91.2	57	1.9	130	4.4	3	0.1
18H,6-24	3009	70	2.3	2748	91.3	57	1.9	131	4.4	3	0.1
24H,0-24	3105	70	2.3	2839	91.4	59	1.9	134	4.3	3	0.1

12835 OXFORDSHIRE Site No: 12835017 Location Site 17 - Eynsham Rd, Farmoor (E of Cumnor Rd)
 Wed 08-Nov-23 to Tue 21-Nov-23 Channel: Westbound

TIME PERIOD	TOTAL VEHICLES	MOTOR-CYCLES	MOTOR-CYCLES%	CARS	CARS %	LGV	LGV %	HGV	HGV %	BUS	BUS %
Mon 20-Nov-23											
00:00	13	0	0.0	11	84.6	1	7.7	1	7.7	0	0.0
01:00	9	0	0.0	7	77.8	2	22.2	0	0.0	0	0.0
02:00	7	0	0.0	6	85.7	0	0.0	1	14.3	0	0.0
03:00	8	1	12.5	6	75.0	0	0.0	1	12.5	0	0.0
04:00	17	0	0.0	11	64.7	5	29.4	1	5.9	0	0.0
05:00	74	1	1.4	70	94.6	0	0.0	3	4.1	0	0.0
06:00	126	1	0.8	114	90.5	4	3.2	7	5.6	0	0.0
07:00	373	9	2.4	333	89.3	14	3.8	15	4.0	2	0.5
08:00	300	9	3.0	265	88.3	7	2.3	18	6.0	1	0.3
09:00	212	13	6.1	177	83.5	15	7.1	7	3.3	0	0.0
10:00	221	10	4.5	187	84.6	11	5.0	13	5.9	0	0.0
11:00	244	4	1.6	206	84.4	18	7.4	15	6.2	1	0.4
12:00	275	11	4.0	222	80.7	26	9.5	16	5.8	0	0.0
13:00	304	6	2.0	271	89.1	18	5.9	9	3.0	0	0.0
14:00	296	6	2.0	255	86.2	21	7.1	14	4.7	0	0.0
15:00	367	11	3.0	321	87.5	22	6.0	13	3.5	0	0.0
16:00	447	10	2.2	400	89.5	18	4.0	19	4.3	0	0.0
17:00	406	10	2.5	374	92.1	12	3.0	10	2.5	0	0.0
18:00	298	7	2.4	275	92.3	6	2.0	10	3.4	0	0.0
19:00	162	5	3.1	149	92.0	1	0.6	7	4.3	0	0.0
20:00	142	7	4.9	125	88.0	1	0.7	9	6.3	0	0.0
21:00	96	2	2.1	91	94.8	0	0.0	3	3.1	0	0.0
22:00	55	1	1.8	50	90.9	1	1.8	3	5.5	0	0.0
23:00	28	0	0.0	27	96.4	1	3.6	0	0.0	0	0.0
12H,7-19	3743	106	2.8	3286	87.8	188	5.0	159	4.3	4	0.1
16H,6-22	4269	121	2.8	3765	88.2	194	4.5	185	4.3	4	0.1
18H,6-24	4352	122	2.8	3842	88.3	196	4.5	188	4.3	4	0.1
24H,0-24	4480	124	2.8	3953	88.2	204	4.6	195	4.4	4	0.1

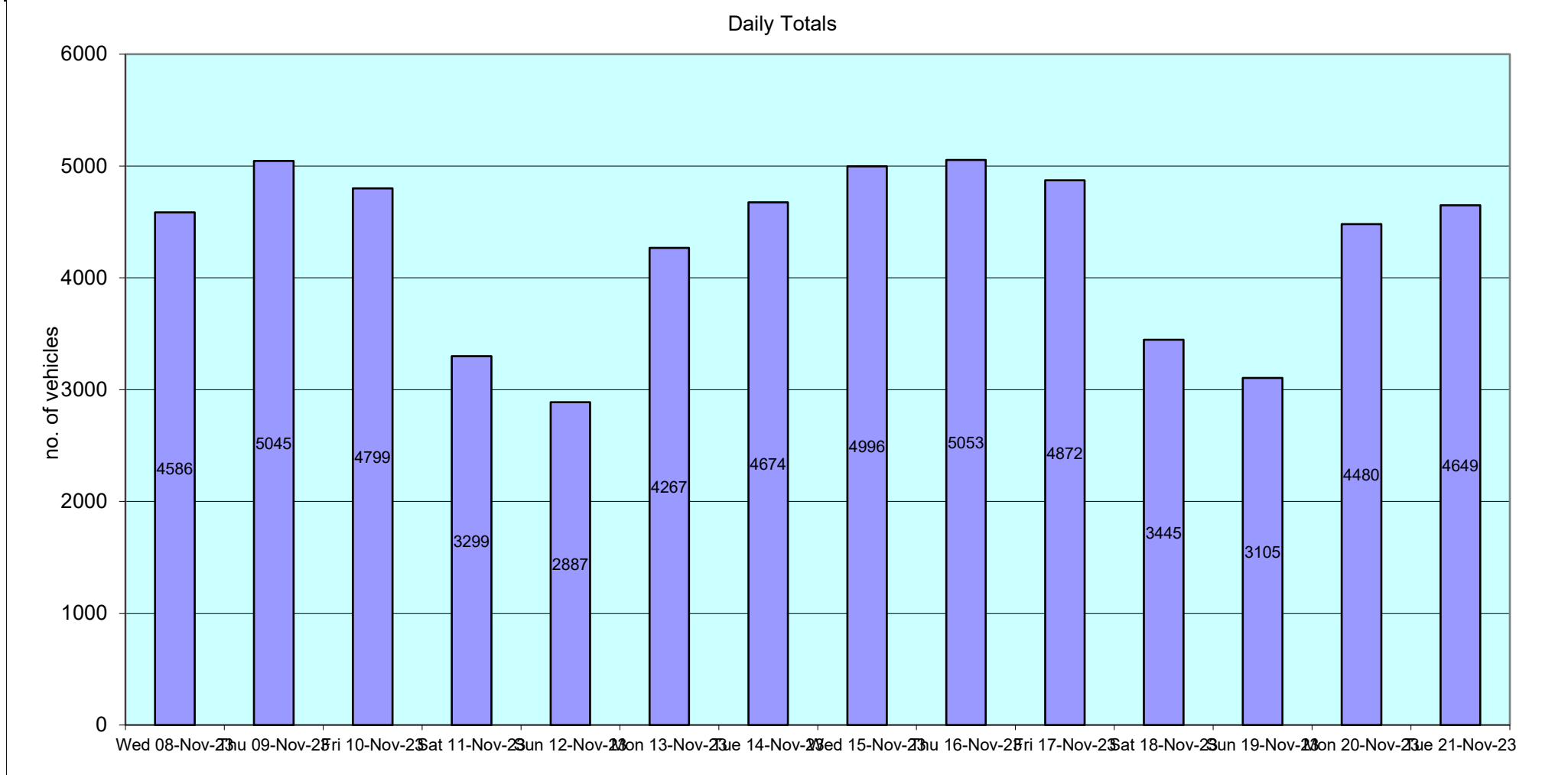
12835 OXFORDSHIRE Site No: 12835017 Location Site 17 - Eynsham Rd, Farmoor (E of Cumnor Rd)
 Wed 08-Nov-23 to Tue 21-Nov-23 Channel: Westbound

TIME PERIOD	TOTAL VEHICLES	MOTOR-CYCLES	MOTOR-CYCLES%	CARS	CARS %	LGV	LGV %	HGV	HGV %	BUS	BUS %
Tue 21-Nov-23											
00:00	9	0	0.0	7	77.8	1	11.1	1	11.1	0	0.0
01:00	10	0	0.0	7	70.0	1	10.0	2	20.0	0	0.0
02:00	4	0	0.0	4	100.0	0	0.0	0	0.0	0	0.0
03:00	4	0	0.0	4	100.0	0	0.0	0	0.0	0	0.0
04:00	18	0	0.0	14	77.8	3	16.7	1	5.6	0	0.0
05:00	62	3	4.8	58	93.6	0	0.0	1	1.6	0	0.0
06:00	139	7	5.0	113	81.3	7	5.0	11	7.9	1	0.7
07:00	372	3	0.8	337	90.6	14	3.8	18	4.8	0	0.0
08:00	314	7	2.2	282	89.8	9	2.9	16	5.1	0	0.0
09:00	246	8	3.3	220	89.4	4	1.6	14	5.7	0	0.0
10:00	221	3	1.4	195	88.2	10	4.5	12	5.4	1	0.5
11:00	258	8	3.1	222	86.1	15	5.8	13	5.0	0	0.0
12:00	276	5	1.8	249	90.2	8	2.9	12	4.4	2	0.7
13:00	294	6	2.0	261	88.8	11	3.7	16	5.4	0	0.0
14:00	278	7	2.5	240	86.3	15	5.4	16	5.8	0	0.0
15:00	355	4	1.1	319	89.9	13	3.7	19	5.4	0	0.0
16:00	439	7	1.6	399	90.9	9	2.1	24	5.5	0	0.0
17:00	445	2	0.5	419	94.2	10	2.3	14	3.2	0	0.0
18:00	343	10	2.9	308	89.8	8	2.3	17	5.0	0	0.0
19:00	182	6	3.3	167	91.8	1	0.6	8	4.4	0	0.0
20:00	129	5	3.9	119	92.3	1	0.8	4	3.1	0	0.0
21:00	123	5	4.1	110	89.4	2	1.6	6	4.9	0	0.0
22:00	94	4	4.3	82	87.2	0	0.0	8	8.5	0	0.0
23:00	34	0	0.0	33	97.1	1	2.9	0	0.0	0	0.0
12H,7-19	3841	70	1.8	3451	89.9	126	3.3	191	5.0	3	0.1
16H,6-22	4414	93	2.1	3960	89.7	137	3.1	220	5.0	4	0.1
18H,6-24	4542	97	2.1	4075	89.7	138	3.0	228	5.0	4	0.1
24H,0-24	4649	100	2.2	4169	89.7	143	3.1	233	5.0	4	0.1

12835 OXFORDSHIRE Site No: 12835017 Location Site 17 - Eynsham Rd, Farmoor (E of Cumnor Rd)
 Wed 08-Nov-23 to Tue 21-Nov-23 Channel: Westbound

TIME PERIOD	TOTAL VEHICLES	MOTOR-CYCLES	MOTOR-CYCLES%	CARS	CARS %	LGV	LGV %	HGV	HGV %	BUS	BUS %
Daily Totals											
Wed 08-Nov-23	4586	70	1.5	4033	87.9	312	6.8	168	3.7	3	0.1
Thu 09-Nov-23	5045	130	2.6	4424	87.7	202	4.0	287	5.7	2	0.0
Fri 10-Nov-23	4799	160	3.3	4240	88.4	109	2.3	289	6.0	1	0.0
Sat 11-Nov-23	3299	67	2.0	2983	90.4	122	3.7	123	3.7	4	0.1
Sun 12-Nov-23	2887	26	0.9	2689	93.1	107	3.7	64	2.2	1	0.0
Mon 13-Nov-23	4267	95	2.2	3736	87.6	186	4.4	246	5.8	4	0.1
Tue 14-Nov-23	4674	105	2.3	4157	88.9	171	3.7	238	5.1	3	0.1
Wed 15-Nov-23	4996	114	2.3	4470	89.5	166	3.3	238	4.8	8	0.2
Thu 16-Nov-23	5053	140	2.8	4494	88.9	115	2.3	304	6.0	0	0.0
Fri 17-Nov-23	4872	127	2.6	4379	89.9	115	2.4	241	5.0	10	0.2
Sat 18-Nov-23	3445	65	1.9	3174	92.1	97	2.8	107	3.1	2	0.1
Sun 19-Nov-23	3105	70	2.3	2839	91.4	59	1.9	134	4.3	3	0.1
Mon 20-Nov-23	4480	124	2.8	3953	88.2	204	4.6	195	4.4	4	0.1
Tue 21-Nov-23	4649	100	2.2	4169	89.7	143	3.1	233	5.0	4	0.1

TIME PERIOD	TOTAL VEHICLES	MOTOR-CYCLES	MOTOR-CYCLES%	CARS	CARS %	LGV	LGV %	HGV	HGV %	BUS	BUS %
Total Vehicles											
[-]	60157	1393	2.3	53740	89.6	2108	3.5	2867	4.6	49	0.1



12835 OXFORDSHIRE Site No: 12835017 Location Site 17 - Eynsham Rd, Farmoor (E of Cumnor Rd)
 Wed 08-Nov-23 to Tue 21-Nov-23 Channel: Westbound

Time Period	Total Vehicles	85%ile Speed	Mean Speed	Stand Dev.	<6Mph	6-<11	11-<16	16-<21	21-<26	26-<31	31-<36	36-<41	41-<46	46-<51	51-<56	=>56
Wed 08-Nov-23																
00:00	11	38.9	33	6.3	0	0	0	0	2	2	2	5	0	0	0	0
01:00	10	38.5	34.5	4.8	0	0	0	0	0	2	5	2	1	0	0	0
02:00	7	-	38.5	6.5	0	0	0	0	0	1	1	3	1	1	0	0
03:00	11	40.3	35.3	7.9	0	0	0	0	0	4	3	2	1	0	1	0
04:00	16	46.5	39.1	8.6	0	0	0	0	0	2	5	4	2	1	1	1
05:00	54	39.1	33.8	7	0	0	0	0	2	19	20	7	2	2	1	1
06:00	115	34.6	29.8	5.1	0	0	0	3	19	49	36	4	4	0	0	0
07:00	329	31.6	25.5	6.8	0	12	20	46	65	130	48	7	1	0	0	0
08:00	255	31.2	27.3	4.8	0	0	7	8	70	130	33	6	1	0	0	0
09:00	195	32.6	27.9	4.5	0	0	0	9	51	94	36	5	0	0	0	0
10:00	191	31.4	27.2	4.7	0	0	0	14	58	88	24	7	0	0	0	0
11:00	250	31.3	27.1	4.9	0	0	7	12	71	120	35	5	0	0	0	0
12:00	218	30.8	26.7	4.7	0	1	0	19	68	101	27	1	1	0	0	0
13:00	276	32.6	26.5	6.4	0	8	7	22	84	100	42	11	2	0	0	0
14:00	325	31.1	26.5	5.4	0	2	7	32	95	139	42	7	1	0	0	0
15:00	407	30.3	25.1	5.6	0	5	15	58	146	141	35	6	1	0	0	0
16:00	468	29.4	22.6	6.6	2	23	50	88	158	113	31	3	0	0	0	0
17:00	535	27.3	18.8	7.8	8	104	97	100	125	78	19	4	0	0	0	0
18:00	381	30.9	25.5	6.5	2	18	11	35	103	159	48	5	0	0	0	0
19:00	216	33.9	28.4	5.2	0	0	5	6	50	93	51	10	1	0	0	0
20:00	122	35.7	30.5	6.2	0	0	1	7	15	41	42	12	2	2	0	0
21:00	121	37.7	31.7	5.7	0	0	0	0	19	37	40	19	5	1	0	0
22:00	54	39.5	32.9	6.2	0	0	0	1	6	13	17	12	5	0	0	0
23:00	19	34.3	31.9	6	0	0	0	0	3	5	8	1	2	0	0	0
12H,7-19	3830	30.7	24.8	6.7	12	173	221	443	1094	1393	420	67	7	0	0	0
16H,6-22	4404	31.5	25.5	6.8	12	173	227	459	1197	1613	589	112	19	3	0	0
18H,6-24	4477	31.8	25.6	6.8	12	173	227	460	1206	1631	614	125	26	3	0	0
24H,0-24	4586	32.2	25.8	7	12	173	227	460	1210	1661	650	148	33	7	3	2

12835 OXFORDSHIRE Site No: 12835017 Location Site 17 - Eynsham Rd, Farmoor (E of Cumnor Rd)
 Wed 08-Nov-23 to Tue 21-Nov-23 Channel: Westbound

Time Period	Total Vehicles	85%ile Speed	Mean Speed	Stand Dev.	<6Mph	6-<11	11-<16	16-<21	21-<26	26-<31	31-<36	36-<41	41-<46	46-<51	51-<56	=>56
Thu 09-Nov-23																
00:00	11	35.3	31.7	7.9	0	0	0	1	1	3	4	1	0	1	0	0
01:00	6	-	36.8	3	0	0	0	0	0	0	2	4	0	0	0	0
02:00	7	-	32.8	4.7	0	0	0	0	0	3	2	2	0	0	0	0
03:00	9	-	38.5	10.4	0	0	0	0	0	1	5	1	0	0	1	1
04:00	12	49.5	38.1	12.6	0	1	0	0	0	0	4	4	0	1	1	1
05:00	68	40.9	36.4	5.7	0	0	0	0	3	4	25	26	7	2	1	0
06:00	111	35.6	31.5	4.7	0	0	0	1	7	45	44	12	1	1	0	0
07:00	341	30.8	26.5	5.1	0	0	5	43	89	158	40	4	2	0	0	0
08:00	285	33.3	27.4	6.2	0	5	15	12	55	129	57	11	1	0	0	0
09:00	229	31.8	25.8	6.3	1	4	11	29	55	88	38	3	0	0	0	0
10:00	203	24.6	18.4	6.2	0	14	65	62	43	12	5	2	0	0	0	0
11:00	258	24.3	18.9	7.2	3	12	72	107	38	11	4	7	3	0	0	1
12:00	258	28.2	20.3	7.2	0	16	56	88	42	38	10	7	0	1	0	0
13:00	328	24.6	18.6	5.8	2	15	94	121	65	21	10	0	0	0	0	0
14:00	366	24.8	18.2	6.2	5	32	99	123	68	30	8	1	0	0	0	0
15:00	441	25	19.7	5.2	1	19	62	196	119	42	1	1	0	0	0	0
16:00	430	25.1	19.2	5.5	2	22	95	155	112	42	2	0	0	0	0	0
17:00	481	25.3	20.7	5	3	14	53	159	208	42	1	1	0	0	0	0
18:00	369	24	19	5	5	11	65	169	105	10	3	1	0	0	0	0
19:00	306	26.4	19.2	7	6	19	75	105	52	35	7	6	1	0	0	0
20:00	243	26.4	19.9	6.4	3	10	50	80	60	36	3	0	0	0	1	0
21:00	154	24.9	19	6.5	3	7	42	48	39	9	2	4	0	0	0	0
22:00	91	24.7	19.4	5.3	1	4	17	29	35	5	0	0	0	0	0	0
23:00	38	29.7	24.7	5.3	0	0	1	8	14	12	2	1	0	0	0	0
12H,7-19	3989	28	20.9	6.6	22	164	692	1264	999	623	179	38	6	1	0	1
16H,6-22	4803	28.2	20.9	6.8	34	200	859	1498	1157	748	235	60	8	2	1	1
18H,6-24	4932	28.2	20.9	6.7	35	204	877	1535	1206	765	237	61	8	2	1	1
24H,0-24	5045	28.7	21.3	7.1	35	205	877	1536	1210	776	279	99	15	6	4	3

12835 OXFORDSHIRE Site No: 12835017 Location Site 17 - Eynsham Rd, Farmoor (E of Cumnor Rd)
 Wed 08-Nov-23 to Tue 21-Nov-23 Channel: Westbound

Time Period	Total Vehicles	85%ile Speed	Mean Speed	Stand Dev.	<6Mph	6-<11	11-<16	16-<21	21-<26	26-<31	31-<36	36-<41	41-<46	46-<51	51-<56	=>56
Fri 10-Nov-23																
00:00	19	29	24.3	6.4	0	1	1	1	9	6	0	1	0	0	0	0
01:00	10	36	26	8.7	0	0	1	2	3	1	1	2	0	0	0	0
02:00	11	30	28.5	7.2	0	0	0	0	4	6	0	0	0	1	0	0
03:00	4	-	27.3	6.4	0	0	0	1	0	2	1	0	0	0	0	0
04:00	14	40	29.2	10.4	0	1	0	1	5	1	1	3	2	0	0	0
05:00	81	33.4	24.5	8.5	0	5	5	14	31	8	11	5	1	0	1	0
06:00	161	29.7	20.8	7.9	0	9	38	51	28	14	12	8	1	0	0	0
07:00	355	25.8	19.8	6.8	5	23	73	105	100	31	12	5	0	1	0	0
08:00	226	23.4	17.8	5.7	2	14	73	82	43	8	2	1	1	0	0	0
09:00	219	23.3	16.6	6.2	5	29	80	56	34	13	0	2	0	0	0	0
10:00	250	22.1	16.9	5.9	1	25	96	82	37	2	4	1	2	0	0	0
11:00	285	24.2	18.1	5.7	2	16	91	98	55	20	1	2	0	0	0	0
12:00	333	24.2	18.9	6.9	5	25	64	138	79	10	6	3	0	0	0	3
13:00	312	23.8	18.5	5.7	3	19	64	148	55	14	6	3	0	0	0	0
14:00	371	24.3	18.5	5.9	5	33	77	129	107	14	4	2	0	0	0	0
15:00	382	25.1	18.7	6.6	2	43	88	118	89	21	21	0	0	0	0	0
16:00	434	24.5	17.8	6	4	43	127	139	79	40	0	2	0	0	0	0
17:00	409	24.8	19.1	5.8	6	15	93	159	97	26	11	2	0	0	0	0
18:00	339	27.6	20.6	6.7	1	20	58	108	85	50	12	3	2	0	0	0
19:00	192	29.7	23.4	6.4	0	6	7	53	72	33	15	4	2	0	0	0
20:00	153	29.5	23	6.7	0	5	10	48	44	32	8	5	1	0	0	0
21:00	99	29.7	23.6	6.2	0	0	9	27	27	28	7	0	0	1	0	0
22:00	78	27.4	20.9	7.8	0	2	17	29	15	10	1	3	0	0	0	1
23:00	62	32.8	25.5	7.4	0	0	3	11	28	8	6	3	2	1	0	0
12H,7-19	3915	24.7	18.6	6.3	41	305	984	1362	860	249	79	26	5	1	0	3
16H,6-22	4520	25.3	19.1	6.5	41	325	1048	1541	1031	356	121	43	9	2	0	3
18H,6-24	4660	25.4	19.2	6.6	41	327	1068	1581	1074	374	128	49	11	3	0	4
24H,0-24	4799	25.6	19.4	6.7	41	334	1075	1600	1126	398	142	60	14	4	1	4

12835 OXFORDSHIRE Site No: 12835017 Location Site 17 - Eynsham Rd, Farmoor (E of Cumnor Rd)
 Wed 08-Nov-23 to Tue 21-Nov-23 Channel: Westbound

Time Period	Total Vehicles	85%ile Speed	Mean Speed	Stand Dev.	<6Mph	6-<11	11-<16	16-<21	21-<26	26-<31	31-<36	36-<41	41-<46	46-<51	51-<56	=>56
Sat 11-Nov-23																
00:00	23	29.9	25.2	6.5	0	1	1	3	4	13	0	1	0	0	0	0
01:00	11	30.6	25.8	5.4	0	0	0	2	4	3	2	0	0	0	0	0
02:00	11	30.3	23	8.6	0	0	1	5	3	0	1	0	1	0	0	0
03:00	7	-	24.2	3.7	0	0	0	1	4	2	0	0	0	0	0	0
04:00	9	-	28.5	8.4	0	0	0	1	4	1	1	1	1	0	0	0
05:00	31	39.6	29.3	10.2	0	0	1	5	9	5	3	4	1	2	1	0
06:00	44	30.8	22.9	8.7	0	1	6	15	12	3	2	3	1	1	0	0
07:00	88	26.1	20.3	5.8	0	1	23	23	27	13	0	1	0	0	0	0
08:00	163	29.2	21.6	6.8	0	6	24	53	46	14	18	1	1	0	0	0
09:00	182	34.2	27.1	7.5	1	1	19	14	29	65	39	10	4	0	0	0
10:00	284	33.3	28.3	5.2	0	1	8	11	46	147	61	9	1	0	0	0
11:00	281	33.1	27.8	5.1	0	0	3	22	66	120	64	5	1	0	0	0
12:00	290	33.6	28.1	5.2	0	3	2	7	80	121	64	12	1	0	0	0
13:00	200	34.3	28.5	5.8	1	0	3	14	36	81	53	11	1	0	0	0
14:00	58	33.4	28	6.1	0	2	0	4	8	29	12	3	0	0	0	0
15:00	249	34.1	29	5	0	0	2	2	59	110	61	11	4	0	0	0
16:00	357	32.6	27.8	5	0	1	2	19	94	169	56	15	1	0	0	0
17:00	311	32.1	27.6	4.6	0	0	3	15	80	155	50	8	0	0	0	0
18:00	249	33.8	28.8	5	0	0	5	2	50	122	57	10	3	0	0	0
19:00	149	35.3	30.5	4.7	0	0	0	2	14	75	41	15	2	0	0	0
20:00	102	36.9	31.1	6	0	0	0	1	18	36	29	12	4	2	0	0
21:00	77	38.8	32.8	5.4	0	0	0	0	5	27	24	16	5	0	0	0
22:00	80	37.8	31.3	6.4	0	0	2	1	6	35	20	10	5	1	0	0
23:00	43	38.5	32.7	7	0	0	0	0	7	10	15	8	2	0	0	1
12H,7-19	2712	33.2	27.5	5.8	2	15	94	186	621	1146	535	96	17	0	0	0
16H,6-22	3084	33.7	27.8	6	2	16	100	204	670	1287	631	142	29	3	0	0
18H,6-24	3207	33.9	27.9	6	2	16	102	205	683	1332	666	160	36	4	0	1
24H,0-24	3299	33.9	27.9	6.1	2	17	105	222	711	1356	673	166	39	6	1	1

12835 OXFORDSHIRE Site No: 12835017 Location Site 17 - Eynsham Rd, Farmoor (E of Cumnor Rd)
 Wed 08-Nov-23 to Tue 21-Nov-23 Channel: Westbound

Time Period	Total Vehicles	85%ile Speed	Mean Speed	Stand Dev.	<6Mph	6-<11	11-<16	16-<21	21-<26	26-<31	31-<36	36-<41	41-<46	46-<51	51-<56	=>56
Sun 12-Nov-23																
00:00	30	38.5	32.5	5.8	0	0	0	0	3	10	10	4	3	0	0	0
01:00	10	43.5	35.5	9	0	0	0	0	0	5	1	1	2	0	1	0
02:00	11	38.1	33.5	5.6	0	0	0	0	1	2	5	2	1	0	0	0
03:00	6	-	39.3	4	0	0	0	0	0	0	1	3	2	0	0	0
04:00	8	-	37.3	10	0	0	0	0	0	2	3	1	1	0	0	1
05:00	25	44.4	38.3	6.5	0	0	0	0	0	3	7	6	7	1	1	0
06:00	17	40.1	35.6	5.8	0	0	0	0	0	4	5	6	1	1	0	0
07:00	33	38.6	32.3	6.2	0	0	0	0	5	9	12	3	4	0	0	0
08:00	73	36.3	30.7	6	0	0	0	3	10	28	20	8	4	0	0	0
09:00	133	35.5	30.3	5.3	0	0	0	6	15	55	41	14	2	0	0	0
10:00	181	33.8	28.4	5.2	0	0	1	12	38	81	38	10	1	0	0	0
11:00	260	33.9	29.1	4.4	0	1	0	3	46	132	67	11	0	0	0	0
12:00	341	31	27	4.6	0	0	4	21	107	157	48	4	0	0	0	0
13:00	316	32.2	26.9	6.2	3	11	4	16	63	158	56	4	1	0	0	0
14:00	323	32.9	28.2	4.8	0	1	1	3	94	156	51	15	1	1	0	0
15:00	294	32.3	28.4	4.4	0	0	1	3	68	166	45	8	2	1	0	0
16:00	249	33.5	28.5	5.3	0	2	5	3	51	128	44	14	2	0	0	0
17:00	197	33.2	27.8	5.3	0	0	2	8	62	82	30	12	0	1	0	0
18:00	100	33.9	29.1	4.9	0	0	0	2	21	51	18	6	2	0	0	0
19:00	103	34.8	29.8	5	0	0	0	4	14	47	29	8	1	0	0	0
20:00	73	38.1	31.6	6.5	0	0	0	1	14	20	22	11	4	0	1	0
21:00	46	39.5	32.8	6.1	0	0	0	0	3	19	11	8	4	1	0	0
22:00	33	35.1	31.2	4.6	0	0	0	0	3	13	14	2	1	0	0	0
23:00	25	38.2	31.9	7.7	0	0	1	0	2	10	6	4	1	0	1	0
12H,7-19	2500	33.4	28.3	5.2	3	15	18	80	580	1203	470	109	19	3	0	0
16H,6-22	2739	33.8	28.5	5.3	3	15	18	85	611	1293	537	142	29	5	1	0
18H,6-24	2797	33.9	28.6	5.4	3	15	19	85	616	1316	557	148	31	5	2	0
24H,0-24	2887	34.2	28.8	5.6	3	15	19	85	620	1338	584	165	47	6	4	1

12835 OXFORDSHIRE Site No: 12835017 Location Site 17 - Eynsham Rd, Farmoor (E of Cumnor Rd)
 Wed 08-Nov-23 to Tue 21-Nov-23 Channel: Westbound

Time Period	Total Vehicles	85%ile Speed	Mean Speed	Stand Dev.	<6Mph	6-<11	11-<16	16-<21	21-<26	26-<31	31-<36	36-<41	41-<46	46-<51	51-<56	=>56
Mon 13-Nov-23																
00:00	14	41.7	33.9	7.3	0	0	0	1	0	4	4	2	3	0	0	0
01:00	7	-	34.2	7.4	0	0	0	0	1	2	0	3	1	0	0	0
02:00	3	-	33.5	8.8	0	0	0	0	0	2	0	0	1	0	0	0
03:00	5	-	25.5	6.9	0	0	1	0	0	4	0	0	0	0	0	0
04:00	10	41	34.5	8.5	0	0	0	0	1	2	5	0	1	0	1	0
05:00	58	40.1	34.5	5.5	0	0	0	0	1	17	16	18	5	1	0	0
06:00	110	35.4	30.5	5.1	0	0	0	0	16	53	27	11	2	1	0	0
07:00	315	32.3	26	7.9	3	9	26	24	74	118	50	4	2	2	0	3
08:00	304	24.3	18.5	5.8	2	16	91	100	73	14	6	2	0	0	0	0
09:00	225	23.5	17.2	6.8	6	22	80	65	35	12	2	1	0	1	1	0
10:00	210	24.7	18.9	5.8	0	8	60	82	38	12	10	0	0	0	0	0
11:00	254	23	17.3	5.7	1	24	87	88	39	9	6	0	0	0	0	0
12:00	240	21.9	16.6	6.1	4	23	101	70	30	4	5	2	1	0	0	0
13:00	304	22.4	17.2	5	1	27	93	122	55	4	2	0	0	0	0	0
14:00	279	24.3	18.3	5.8	1	21	79	94	64	15	4	0	1	0	0	0
15:00	366	23.3	18.1	5.6	3	24	95	161	59	15	7	1	1	0	0	0
16:00	352	23	16.8	5.5	3	43	116	111	65	13	1	0	0	0	0	0
17:00	370	23.5	17.5	5.4	6	29	112	128	77	18	0	0	0	0	0	0
18:00	327	25.2	19	6.2	2	17	91	103	76	25	12	1	0	0	0	0
19:00	201	24.6	19.3	5.2	0	7	43	83	52	12	4	0	0	0	0	0
20:00	123	25	18.8	6.2	1	9	31	42	26	11	2	1	0	0	0	0
21:00	86	25.3	19.6	6.1	0	5	16	36	18	7	3	1	0	0	0	0
22:00	62	24.4	18.7	5.7	0	3	16	27	9	5	2	0	0	0	0	0
23:00	42	26.2	22.7	5.4	0	2	1	8	24	6	0	1	0	0	0	0
12H,7-19	3546	24.9	18.5	6.5	32	263	1031	1148	685	259	105	11	5	3	1	3
16H,6-22	4066	25.4	18.9	6.6	33	284	1121	1309	797	342	141	24	7	4	1	3
18H,6-24	4170	25.5	18.9	6.6	33	289	1138	1344	830	353	143	25	7	4	1	3
24H,0-24	4267	25.9	19.3	7	33	289	1139	1345	833	384	168	48	18	5	2	3

12835 OXFORDSHIRE Site No: 12835017 Location Site 17 - Eynsham Rd, Farmoor (E of Cumnor Rd)
 Wed 08-Nov-23 to Tue 21-Nov-23 Channel: Westbound

Time Period	Total Vehicles	85%ile Speed	Mean Speed	Stand Dev.	<6Mph	6-<11	11-<16	16-<21	21-<26	26-<31	31-<36	36-<41	41-<46	46-<51	51-<56	=>56
Tue 14-Nov-23																
00:00	21	28.9	22.5	7	0	0	1	12	2	4	0	2	0	0	0	0
01:00	6	-	26.8	6.2	0	0	0	0	4	1	0	1	0	0	0	0
02:00	5	-	25.5	6.9	0	0	1	0	0	4	0	0	0	0	0	0
03:00	3	-	18.5	1.7	0	0	0	3	0	0	0	0	0	0	0	0
04:00	13	42.4	30	12.5	0	1	0	3	0	4	1	1	2	0	1	0
05:00	73	30	24.7	6.8	0	0	3	18	26	18	4	1	2	1	0	0
06:00	122	28.8	21.7	7.1	0	2	21	44	25	20	4	4	2	0	0	0
07:00	334	24.3	18.7	5.6	1	15	82	148	57	24	4	2	1	0	0	0
08:00	291	23.5	17.8	5.3	1	17	95	102	64	9	2	1	0	0	0	0
09:00	208	24.1	18.6	5.8	3	11	49	83	49	8	4	0	1	0	0	0
10:00	243	24	17.3	6.3	5	22	91	63	42	14	5	1	0	0	0	0
11:00	250	23.8	17.3	6.7	5	22	98	70	30	13	9	2	1	0	0	0
12:00	269	22.3	17.3	6.1	3	21	99	99	24	10	13	0	0	0	0	0
13:00	310	24.9	19.1	5.6	0	16	69	123	70	29	1	2	0	0	0	0
14:00	307	25.5	19.2	6.7	3	24	64	114	62	23	12	5	0	0	0	0
15:00	396	24.2	18.4	5.9	1	34	98	151	82	16	13	1	0	0	0	0
16:00	435	25.1	19.5	5.7	4	21	75	173	118	36	6	2	0	0	0	0
17:00	467	25.7	20.7	5.4	0	20	56	161	171	51	6	2	0	0	0	0
18:00	336	23.1	18.5	4.8	1	12	72	177	54	17	3	0	0	0	0	0
19:00	235	25.3	20.2	5.5	0	8	42	80	81	17	7	0	0	0	0	0
20:00	120	29.9	22.3	7	0	3	15	40	31	16	11	3	1	0	0	0
21:00	122	26.7	21.8	5.8	0	1	14	41	45	15	3	2	1	0	0	0
22:00	74	27.3	21.4	6	0	5	4	26	24	13	1	1	0	0	0	0
23:00	34	27.8	22.9	5.7	0	0	2	11	14	4	2	1	0	0	0	0
12H,7-19	3846	24.6	18.7	5.9	27	235	948	1464	823	250	78	18	3	0	0	0
16H,6-22	4445	24.9	19	6	27	249	1040	1669	1005	318	103	27	7	0	0	0
18H,6-24	4553	25	19.1	6	27	254	1046	1706	1043	335	106	29	7	0	0	0
24H,0-24	4674	25.2	19.3	6.1	27	255	1051	1742	1075	366	111	34	11	1	1	0

12835 OXFORDSHIRE Site No: 12835017 Location Site 17 - Eynsham Rd, Farmoor (E of Cumnor Rd)
 Wed 08-Nov-23 to Tue 21-Nov-23 Channel: Westbound

Time Period	Total Vehicles	85%ile Speed	Mean Speed	Stand Dev.	<6Mph	6-<11	11-<16	16-<21	21-<26	26-<31	31-<36	36-<41	41-<46	46-<51	51-<56	=>56
Wed 15-Nov-23																
00:00	21	31.9	27.1	6.5	0	0	0	3	7	7	2	1	1	0	0	0
01:00	5	-	25.5	3.1	0	0	0	0	3	2	0	0	0	0	0	0
02:00	6	-	23.5	5.6	0	0	0	2	3	0	1	0	0	0	0	0
03:00	5	-	22.5	6.6	0	0	1	1	1	2	0	0	0	0	0	0
04:00	10	34.8	30.5	11.4	0	0	0	1	4	0	4	0	0	0	0	1
05:00	83	32.7	24.6	8.2	0	1	7	23	21	15	9	5	0	1	1	0
06:00	165	26.5	20.5	8.3	0	8	34	65	31	16	4	3	1	0	0	3
07:00	367	24.8	19.4	5.5	1	13	79	139	105	22	5	3	0	0	0	0
08:00	295	25.6	19.2	6.5	2	20	64	120	48	23	16	2	0	0	0	0
09:00	217	27.5	21.1	6.7	2	9	32	67	68	20	16	2	1	0	0	0
10:00	235	24.4	18.5	6.1	2	16	61	90	45	15	3	2	1	0	0	0
11:00	269	24.2	18.2	5.9	1	22	70	108	43	18	5	2	0	0	0	0
12:00	291	22.9	17.7	6.1	1	24	89	118	40	7	9	2	0	1	0	0
13:00	320	24.5	18.3	6.5	2	29	92	106	61	15	12	2	1	0	0	0
14:00	332	25.3	19	6.3	2	13	93	130	51	24	15	4	0	0	0	0
15:00	396	24.7	19.4	5.8	3	28	59	150	129	19	5	0	3	0	0	0
16:00	450	24.2	18.8	5	0	24	92	187	125	21	1	0	0	0	0	0
17:00	440	23.7	18.3	4.8	2	23	109	170	131	5	0	0	0	0	0	0
18:00	401	23.2	18.3	5.1	2	18	94	195	71	13	6	2	0	0	0	0
19:00	235	28	21.4	5.9	0	7	26	91	57	46	6	2	0	0	0	0
20:00	163	28	20.7	7.6	0	14	30	44	41	23	5	4	1	1	0	0
21:00	136	30.7	23.6	7.4	1	10	5	28	40	33	16	2	1	0	0	0
22:00	101	30.2	23	6.8	0	2	8	36	25	17	10	2	1	0	0	0
23:00	53	28.8	23.1	6	0	2	1	15	22	8	4	1	0	0	0	0
12H,7-19	4013	24.5	18.8	5.8	20	239	934	1580	917	202	93	21	6	1	0	0
16H,6-22	4712	25	19.2	6.1	21	278	1029	1808	1086	320	124	32	9	2	0	3
18H,6-24	4866	25.1	19.3	6.2	21	282	1038	1859	1133	345	138	35	10	2	0	3
24H,0-24	4996	25.3	19.5	6.3	21	283	1046	1889	1172	371	154	41	11	3	1	4

12835 OXFORDSHIRE Site No: 12835017 Location Site 17 - Eynsham Rd, Farmoor (E of Cumnor Rd)
 Wed 08-Nov-23 to Tue 21-Nov-23 Channel: Westbound

Time Period	Total Vehicles	85%ile Speed	Mean Speed	Stand Dev.	<6Mph	6-<11	11-<16	16-<21	21-<26	26-<31	31-<36	36-<41	41-<46	46-<51	51-<56	=>56
Thu 16-Nov-23																
00:00	20	25.5	24.8	7.2	0	0	1	1	16	0	0	1	0	1	0	0
01:00	5	-	25.5	3.1	0	0	0	0	3	2	0	0	0	0	0	0
02:00	6	-	27.7	11.6	0	0	0	2	2	0	1	0	0	1	0	0
03:00	5	-	26.5	6.8	0	0	0	1	2	0	2	0	0	0	0	0
04:00	12	37.8	28.1	11	0	0	1	2	3	3	0	2	0	0	1	0
05:00	79	37.7	28.4	9	0	0	7	6	21	20	10	8	2	5	0	0
06:00	139	28.6	22.2	6.4	1	2	17	40	43	28	7	0	0	1	0	0
07:00	371	25.8	18.8	6.2	1	18	113	133	52	46	5	2	1	0	0	0
08:00	311	22.6	17.2	5.2	5	28	87	125	58	6	2	0	0	0	0	0
09:00	263	24.7	17.5	6.7	7	39	65	77	48	21	6	0	0	0	0	0
10:00	236	25.9	19.8	7.3	4	24	44	54	76	20	8	6	0	0	0	0
11:00	292	23.7	17.6	6.3	4	30	84	108	40	18	4	4	0	0	0	0
12:00	269	23.9	17.7	6.2	2	26	85	90	44	13	6	3	0	0	0	0
13:00	294	26.7	20.2	6.6	2	17	56	91	79	32	13	4	0	0	0	0
14:00	319	28.6	20.3	7.4	1	21	76	94	56	44	22	3	1	1	0	0
15:00	437	25.1	18.8	6.9	5	33	124	129	98	23	19	3	2	1	0	0
16:00	414	23.6	18	5.2	2	28	113	155	104	9	2	1	0	0	0	0
17:00	465	24.2	18.8	5.1	1	25	96	189	129	24	1	0	0	0	0	0
18:00	383	25.1	19.6	5.7	2	19	77	129	121	24	10	1	0	0	0	0
19:00	252	26.4	19.9	6.7	2	20	53	59	77	31	8	2	0	0	0	0
20:00	157	29.3	22.7	6.2	0	4	12	52	42	35	9	3	0	0	0	0
21:00	168	28.5	21.8	6.7	1	6	16	61	46	25	9	2	2	0	0	0
22:00	104	28.5	22.3	6.1	0	4	12	21	42	18	7	0	0	0	0	0
23:00	52	30.8	25.2	6	0	0	5	2	25	12	6	2	0	0	0	0
12H,7-19	4054	24.9	18.7	6.3	36	308	1020	1374	905	280	98	27	4	2	0	0
16H,6-22	4770	25.4	19.1	6.4	40	340	1118	1586	1113	399	131	34	6	3	0	0
18H,6-24	4926	25.5	19.2	6.4	40	344	1135	1609	1180	429	144	36	6	3	0	0
24H,0-24	5053	25.7	19.4	6.6	40	344	1144	1621	1227	454	157	47	8	10	1	0

12835 OXFORDSHIRE Site No: 12835017 Location Site 17 - Eynsham Rd, Farmoor (E of Cumnor Rd)
 Wed 08-Nov-23 to Tue 21-Nov-23 Channel: Westbound

Time Period	Total Vehicles	85%ile Speed	Mean Speed	Stand Dev.	<6Mph	6-<11	11-<16	16-<21	21-<26	26-<31	31-<36	36-<41	41-<46	46-<51	51-<56	=>56
Fri 17-Nov-23																
00:00	21	33.3	26.8	6.2	0	0	0	3	8	5	3	2	0	0	0	0
01:00	7	-	28.5	4.3	0	0	0	0	2	3	2	0	0	0	0	0
02:00	9	-	28.5	11	0	1	0	0	2	4	0	1	0	1	0	0
03:00	4	-	26	8.7	0	0	0	1	2	0	0	1	0	0	0	0
04:00	10	33.5	28.5	8.3	0	0	0	0	6	1	2	0	0	1	0	0
05:00	85	35.8	26.7	7.7	0	1	1	15	28	25	2	7	5	1	0	0
06:00	141	28.6	22.6	6.9	0	4	10	50	46	18	2	10	1	0	0	0
07:00	353	24.6	19	5.7	3	27	65	127	107	19	4	1	0	0	0	0
08:00	380	24.7	18.3	6.5	0	22	143	111	63	25	11	3	1	1	0	0
09:00	244	27.3	19.7	6.8	1	17	66	57	56	37	8	2	0	0	0	0
10:00	248	25.8	18.1	7.2	1	29	76	83	22	21	10	6	0	0	0	0
11:00	278	27	19.8	6.9	1	19	67	83	59	33	13	1	2	0	0	0
12:00	297	24.3	18.1	6.2	8	19	84	101	60	17	6	2	0	0	0	0
13:00	308	23.7	17.9	7	3	27	100	100	57	11	3	4	1	0	0	2
14:00	377	24.5	19.1	5.6	1	21	74	158	93	19	9	2	0	0	0	0
15:00	391	25.6	19.2	6.3	2	30	82	141	84	37	14	0	1	0	0	0
16:00	418	24.5	18.2	6.2	0	35	128	145	67	30	10	2	1	0	0	0
17:00	403	24.2	18.6	5.4	1	17	106	168	79	22	10	0	0	0	0	0
18:00	323	25.4	19.2	6.2	3	17	73	132	56	26	14	2	0	0	0	0
19:00	182	27.1	21.7	6.1	1	6	12	68	62	23	6	2	2	0	0	0
20:00	151	26.5	20.9	5.8	1	4	20	54	47	19	5	1	0	0	0	0
21:00	102	27.8	22.5	6	0	0	11	30	39	17	2	1	2	0	0	0
22:00	91	28.7	21	7	0	6	15	27	23	11	8	1	0	0	0	0
23:00	49	29.2	23.7	5.4	0	0	1	14	23	5	5	1	0	0	0	0
12H,7-19	4020	25	18.7	6.3	24	280	1064	1406	803	297	112	25	6	1	0	2
16H,6-22	4596	25.3	19.1	6.4	26	294	1117	1608	997	374	127	39	11	1	0	2
18H,6-24	4736	25.4	19.2	6.4	26	300	1133	1649	1043	390	140	41	11	1	0	2
24H,0-24	4872	25.6	19.4	6.6	26	302	1134	1668	1091	428	149	52	16	4	0	2

12835 OXFORDSHIRE Site No: 12835017 Location Site 17 - Eynsham Rd, Farmoor (E of Cumnor Rd)
 Wed 08-Nov-23 to Tue 21-Nov-23 Channel: Westbound

Time Period	Total Vehicles	85%ile Speed	Mean Speed	Stand Dev.	<6Mph	6-<11	11-<16	16-<21	21-<26	26-<31	31-<36	36-<41	41-<46	46-<51	51-<56	=>56
Sat 18-Nov-23																
00:00	27	28.5	24.1	4.7	0	0	2	2	15	7	1	0	0	0	0	0
01:00	9	-	24.1	3.3	0	0	0	1	6	2	0	0	0	0	0	0
02:00	8	-	23.5	3	0	0	0	1	6	1	0	0	0	0	0	0
03:00	7	-	29.9	13.2	0	0	0	1	4	0	0	0	1	0	1	0
04:00	8	-	34.8	13.6	0	0	1	0	0	3	1	0	2	0	0	1
05:00	30	36	27.5	8.3	0	0	0	7	10	3	5	2	3	0	0	0
06:00	36	28.8	23.2	6	0	1	2	9	13	9	1	1	0	0	0	0
07:00	86	27.4	21	7.1	0	8	11	22	29	9	5	2	0	0	0	0
08:00	160	27.5	19.3	6.9	2	12	31	71	13	22	8	0	1	0	0	0
09:00	176	25.9	19.3	6.4	0	15	42	51	42	20	6	0	0	0	0	0
10:00	257	24	17.9	5.8	1	16	88	94	32	21	4	1	0	0	0	0
11:00	279	24.2	18.7	6.2	2	15	69	116	54	14	5	2	1	0	1	0
12:00	290	24.4	18.3	6.2	2	22	84	105	49	15	11	2	0	0	0	0
13:00	301	24.4	18.6	6.1	3	17	82	107	69	8	13	2	0	0	0	0
14:00	274	23.1	17.8	5.7	1	21	77	118	36	18	0	2	1	0	0	0
15:00	282	24	18.1	6.3	2	24	79	107	45	12	10	2	1	0	0	0
16:00	311	22.7	17.3	5.8	4	25	102	118	44	10	6	2	0	0	0	0
17:00	257	24.5	18.4	5.9	0	16	80	87	50	19	2	3	0	0	0	0
18:00	199	26.4	19.7	7.2	0	11	56	60	40	19	8	3	1	0	1	0
19:00	155	27	19.6	7.5	3	8	41	47	29	16	8	1	1	1	0	0
20:00	96	28	22.2	6.8	0	4	6	35	31	13	2	3	2	0	0	0
21:00	83	25.8	20.5	6.4	0	4	18	18	31	8	3	1	0	0	0	0
22:00	62	29.7	23.6	6.9	0	0	6	15	26	7	6	0	1	1	0	0
23:00	52	30.7	22.8	7.5	0	2	6	15	14	7	5	3	0	0	0	0
12H,7-19	2872	24.6	18.5	6.2	17	202	801	1056	503	187	78	21	5	0	2	0
16H,6-22	3242	25	18.7	6.4	20	219	868	1165	607	233	92	27	8	1	2	0
18H,6-24	3356	25.1	18.9	6.5	20	221	880	1195	647	247	103	30	9	2	2	0
24H,0-24	3445	25.3	19.1	6.6	20	221	883	1207	688	263	110	32	15	2	3	1

12835 OXFORDSHIRE Site No: 12835017 Location Site 17 - Eynsham Rd, Farmoor (E of Cumnor Rd)
 Wed 08-Nov-23 to Tue 21-Nov-23 Channel: Westbound

Time Period	Total Vehicles	85%ile Speed	Mean Speed	Stand Dev.	<6Mph	6-<11	11-<16	16-<21	21-<26	26-<31	31-<36	36-<41	41-<46	46-<51	51-<56	=>56
Sun 19-Nov-23																
00:00	34	26.4	20.6	6.2	0	1	6	13	8	5	0	1	0	0	0	0
01:00	14	34.4	28.9	6.5	0	0	0	3	1	2	8	0	0	0	0	0
02:00	10	31	27	6.8	0	0	0	0	7	1	1	0	1	0	0	0
03:00	7	-	31.4	5.8	0	0	0	0	0	5	1	0	1	0	0	0
04:00	5	-	33.5	14.6	0	0	0	0	2	1	1	0	0	0	0	1
05:00	26	35.5	28.9	5.8	0	0	0	1	8	9	4	4	0	0	0	0
06:00	18	35.5	24.9	9.1	0	0	1	7	4	3	0	2	0	1	0	0
07:00	48	27.7	22.6	5.8	0	3	1	11	22	10	0	1	0	0	0	0
08:00	82	30.3	22.6	7.6	0	2	12	25	19	13	8	0	3	0	0	0
09:00	145	28.3	21.7	7.2	0	4	19	57	36	15	6	7	0	0	1	0
10:00	203	24.2	18.3	6.3	3	13	57	75	38	10	4	2	1	0	0	0
11:00	280	28	19.7	7.2	2	17	70	101	33	36	16	3	2	0	0	0
12:00	377	24.8	18.9	6	5	20	92	128	99	22	9	2	0	0	0	0
13:00	307	24.4	18.3	6	3	24	81	112	59	19	9	0	0	0	0	0
14:00	284	24.6	18.9	5.9	0	13	85	89	74	12	9	2	0	0	0	0
15:00	323	23.2	17.7	5.4	3	19	101	127	55	11	7	0	0	0	0	0
16:00	278	23.9	17.9	5.9	2	21	83	107	39	19	7	0	0	0	0	0
17:00	188	23.9	18	5.9	2	14	57	63	40	7	4	1	0	0	0	0
18:00	160	26.6	20.9	6.5	2	3	29	50	50	13	11	2	0	0	0	0
19:00	102	28.9	22.8	6	0	2	7	30	38	16	7	2	0	0	0	0
20:00	101	29	22.7	7.2	0	3	8	33	36	9	8	2	1	0	1	0
21:00	43	32.1	25.8	6.1	0	0	1	7	17	10	5	3	0	0	0	0
22:00	50	30.3	25.7	4.6	0	0	0	5	25	14	5	1	0	0	0	0
23:00	20	28.5	27.5	6.1	0	0	0	2	6	9	1	1	1	0	0	0
12H,7-19	2675	25.1	19	6.3	22	153	687	945	564	187	90	20	6	0	1	0
16H,6-22	2939	25.5	19.4	6.5	22	158	704	1022	659	225	110	29	7	1	2	0
18H,6-24	3009	25.7	19.6	6.6	22	158	704	1029	690	248	116	31	8	1	2	0
24H,0-24	3105	25.9	19.8	6.7	22	159	710	1046	716	271	131	36	10	1	2	1

12835 OXFORDSHIRE Site No: 12835017 Location Site 17 - Eynsham Rd, Farmoor (E of Cumnor Rd)
 Wed 08-Nov-23 to Tue 21-Nov-23 Channel: Westbound

Time Period	Total Vehicles	85%ile Speed	Mean Speed	Stand Dev.	<6Mph	6-<11	11-<16	16-<21	21-<26	26-<31	31-<36	36-<41	41-<46	46-<51	51-<56	=>56
Mon 20-Nov-23																
00:00	13	38.6	31.2	6.8	0	0	0	0	3	5	1	3	1	0	0	0
01:00	9	-	30.2	6.3	0	0	0	0	3	2	2	2	0	0	0	0
02:00	7	-	24.9	5.7	0	0	0	2	2	2	1	0	0	0	0	0
03:00	8	-	18.5	5.5	0	1	1	3	3	0	0	0	0	0	0	0
04:00	17	32.2	25.9	5.8	0	0	1	1	8	3	4	0	0	0	0	0
05:00	74	30.4	26.1	5.4	0	1	2	5	27	31	5	3	0	0	0	0
06:00	126	25.6	20.7	6.7	0	4	25	40	41	6	6	2	2	0	0	0
07:00	373	26.2	20.1	6.2	2	12	84	116	101	43	11	4	0	0	0	0
08:00	300	25.3	18.9	6.4	2	22	79	92	70	25	7	2	1	0	0	0
09:00	212	25.4	19.5	6.7	1	16	46	67	57	13	7	5	0	0	0	0
10:00	221	24.7	18.6	6.3	0	21	56	72	52	12	5	3	0	0	0	0
11:00	244	25	19.7	6.6	2	14	46	95	62	5	15	5	0	0	0	0
12:00	275	24.6	18	6.5	3	22	90	94	34	17	14	1	0	0	0	0
13:00	304	25	18.4	6.3	0	25	90	101	53	27	4	3	1	0	0	0
14:00	296	24.9	17.9	6.5	1	39	78	97	46	27	7	1	0	0	0	0
15:00	367	24.9	18.5	6.4	5	31	88	137	64	31	8	2	1	0	0	0
16:00	447	22.7	17.9	4.9	0	23	129	204	69	19	1	2	0	0	0	0
17:00	406	23	17.7	5.9	4	37	107	172	63	13	6	2	2	0	0	0
18:00	298	24.1	18.7	5.4	1	9	76	138	47	18	8	1	0	0	0	0
19:00	162	26.1	20.5	7.1	0	10	27	58	42	12	9	3	0	0	1	0
20:00	142	28.9	22	6.2	0	2	14	57	38	16	13	2	0	0	0	0
21:00	96	30	23.4	6.9	0	2	15	14	30	25	8	1	1	0	0	0
22:00	55	29.6	23.7	6.4	0	1	2	16	20	10	4	1	1	0	0	0
23:00	28	28.9	25.1	6.2	0	0	1	2	18	4	2	0	0	1	0	0
12H,7-19	3743	24.7	18.6	6.2	21	271	969	1385	718	250	93	31	5	0	0	0
16H,6-22	4269	25.1	19	6.3	21	289	1050	1554	869	309	129	39	8	0	1	0
18H,6-24	4352	25.2	19.1	6.4	21	290	1053	1572	907	323	135	40	9	1	1	0
24H,0-24	4480	25.5	19.3	6.5	21	292	1057	1583	953	366	148	48	10	1	1	0

12835 OXFORDSHIRE Site No: 12835017 Location Site 17 - Eynsham Rd, Farmoor (E of Cumnor Rd)
 Wed 08-Nov-23 to Tue 21-Nov-23 Channel: Westbound

Time Period	Total Vehicles	85%ile Speed	Mean Speed	Stand Dev.	<6Mph	6-<11	11-<16	16-<21	21-<26	26-<31	31-<36	36-<41	41-<46	46-<51	51-<56	=>56
Tue 21-Nov-23																
00:00	9	-	25.2	9.1	0	1	0	1	4	0	2	1	0	0	0	0
01:00	10	33.5	27.5	8.8	0	0	1	2	0	4	2	0	1	0	0	0
02:00	4	-	29.8	12.6	0	0	0	0	3	0	0	0	0	1	0	0
03:00	4	-	32.3	9.5	0	0	0	1	0	0	1	2	0	0	0	0
04:00	18	34	28.2	11.1	0	0	1	4	3	5	3	0	0	1	0	1
05:00	62	31.3	24.1	8.6	0	2	8	10	24	8	4	3	1	2	0	0
06:00	139	26.5	19.4	7.4	2	8	46	27	33	16	2	4	1	0	0	0
07:00	372	24.7	18.8	6.2	2	26	90	140	78	23	9	2	2	0	0	0
08:00	314	24.9	18.6	6.3	2	17	92	119	47	24	9	3	1	0	0	0
09:00	246	23.8	17.8	6.6	5	17	84	80	41	9	5	3	2	0	0	0
10:00	221	24.7	17.5	7.4	8	26	74	48	42	12	7	2	2	0	0	0
11:00	258	25	18.4	6.5	5	20	67	93	42	22	6	3	0	0	0	0
12:00	276	25	18.7	6.4	3	27	58	100	57	21	9	1	0	0	0	0
13:00	294	25.3	18.8	6.5	5	27	66	85	77	27	6	1	0	0	0	0
14:00	278	23.8	17.8	6.8	3	34	71	100	49	14	2	1	1	3	0	0
15:00	355	25.7	20	6.7	0	17	81	120	88	24	20	3	1	0	1	0
16:00	439	24.4	19.3	5	1	18	78	182	136	20	4	0	0	0	0	0
17:00	445	24.2	18.4	5.6	2	33	108	163	112	19	7	1	0	0	0	0
18:00	343	24.6	18.9	5.9	4	17	78	137	76	23	5	2	1	0	0	0
19:00	182	27.9	22	6.1	1	2	19	61	63	22	12	0	2	0	0	0
20:00	129	29.2	22.7	6.6	0	3	13	37	41	24	6	4	1	0	0	0
21:00	123	29.6	21.9	7.3	0	3	29	24	32	22	9	4	0	0	0	0
22:00	94	31.3	23.7	8.7	0	1	15	23	28	12	7	2	3	3	0	0
23:00	34	34	27.9	5.8	0	0	1	1	12	9	9	2	0	0	0	0
12H,7-19	3841	24.7	18.7	6.3	40	279	947	1367	845	238	89	22	10	3	1	0
16H,6-22	4414	25.2	19	6.4	43	295	1054	1516	1014	322	118	34	14	3	1	0
18H,6-24	4542	25.3	19.2	6.5	43	296	1070	1540	1054	343	134	38	17	6	1	0
24H,0-24	4649	25.5	19.4	6.7	43	299	1080	1558	1088	360	146	44	19	10	1	1

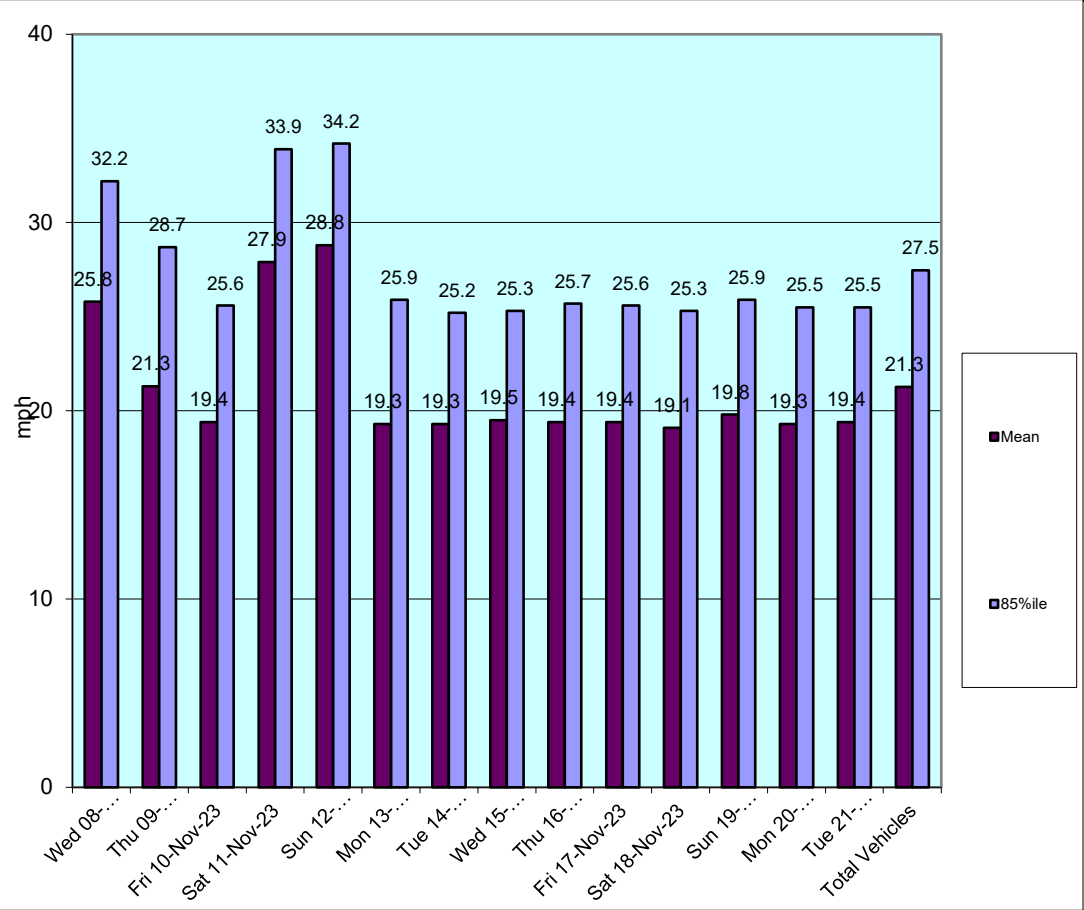
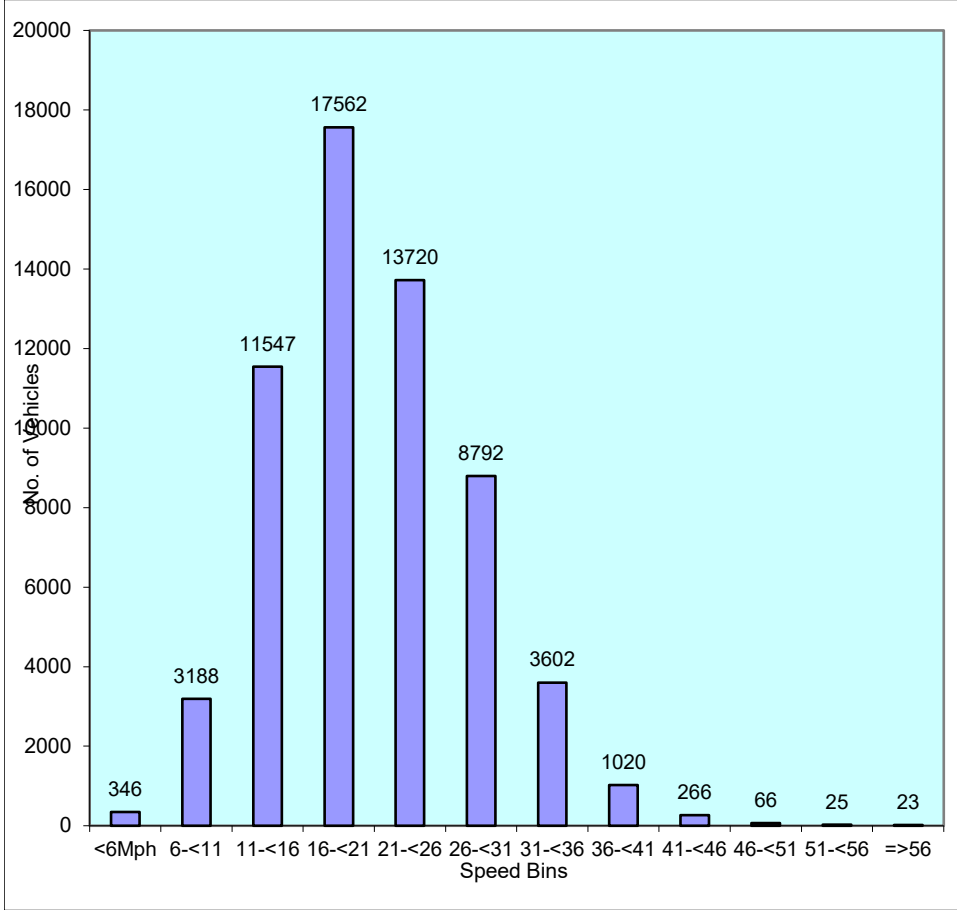
12835 OXFORDSHIRE Site No: 12835017 Location Site 17 - Eynsham Rd, Farmoor (E of Cumnor Rd)
 Wed 08-Nov-23 to Tue 21-Nov-23 Channel: Westbound

Time Period	Total Vehicles	85%ile Speed	Mean Speed	Stand Dev.	<6Mph	6-<11	11-<16	16-<21	21-<26	26-<31	31-<36	36-<41	41-<46	46-<51	51-<56	=>56
Daily Totals																
Wed 08-Nov-23	4586	32.2	25.8	7	12	173	227	460	1210	1661	650	148	33	7	3	2
Thu 09-Nov-23	5045	28.7	21.3	7.1	35	205	877	1536	1210	776	279	99	15	6	4	3
Fri 10-Nov-23	4799	25.6	19.4	6.7	41	334	1075	1600	1126	398	142	60	14	4	1	4
Sat 11-Nov-23	3299	33.9	27.9	6.1	2	17	105	222	711	1356	673	166	39	6	1	1
Sun 12-Nov-23	2887	34.2	28.8	5.6	3	15	19	85	620	1338	584	165	47	6	4	1
Mon 13-Nov-23	4267	25.9	19.3	7	33	289	1139	1345	833	384	168	48	18	5	2	3
Tue 14-Nov-23	4674	25.2	19.3	6.1	27	255	1051	1742	1075	366	111	34	11	1	1	0
Wed 15-Nov-23	4996	25.3	19.5	6.3	21	283	1046	1889	1172	371	154	41	11	3	1	4
Thu 16-Nov-23	5053	25.7	19.4	6.6	40	344	1144	1621	1227	454	157	47	8	10	1	0
Fri 17-Nov-23	4872	25.6	19.4	6.6	26	302	1134	1668	1091	428	149	52	16	4	0	2
Sat 18-Nov-23	3445	25.3	19.1	6.6	20	221	883	1207	688	263	110	32	15	2	3	1
Sun 19-Nov-23	3105	25.9	19.8	6.7	22	159	710	1046	716	271	131	36	10	1	2	1
Mon 20-Nov-23	4480	25.5	19.3	6.5	21	292	1057	1583	953	366	148	48	10	1	1	0
Tue 21-Nov-23	4649	25.5	19.4	6.7	43	299	1080	1558	1088	360	146	44	19	10	1	1

12835 OXFORDSHIRE Site No: 12835017 Location Site 17 - Eynsham Rd, Farmoor (E of Cumnor Rd)
 Wed 08-Nov-23 to Tue 21-Nov-23 Channel: Westbound

Time Period	Total Vehicles	85%ile Speed	Mean Speed	Stand Dev.	<6Mph	6-<11	11-<16	16-<21	21-<26	26-<31	31-<36	36-<41	41-<46	46-<51	51-<56	=>56
-------------	----------------	--------------	------------	------------	-------	-------	--------	--------	--------	--------	--------	--------	--------	--------	--------	------

Total Vehicles	[-]	60157	27.5	21.3	6.5	346	3188	11547	17562	13720	8792	3602	1020	266	66	25	23
----------------	-----	-------	------	------	-----	-----	------	-------	-------	-------	------	------	------	-----	----	----	----



12835		OXFORDSHIRE		Site No: 12835017		Location		Site 17 - Eynsham Rd, Farmoor (E of	
				Channel: Westbound					
TIME									5-Day
PERIOD	Wed 08-Nov-23	Thu 09-Nov-23	Fri 10-Nov-23	Sat 11-Nov-23	Sun 12-Nov-23	Mon 13-Nov-23	Tue 14-Nov-23		Av
Week Begin: 08-Nov-23									
00:00	11	11	19	23	30	14	21		15
01:00	10	6	10	11	10	7	6		8
02:00	7	7	11	11	11	3	5		7
03:00	11	9	4	7	6	5	3		6
04:00	16	12	14	9	8	10	13		13
05:00	54	68	81	31	25	58	73		67
06:00	115	111	161	44	17	110	122		124
07:00	329	341	355	88	33	315	334		335
08:00	255	285	226	163	73	304	291		272
09:00	195	229	219	182	133	225	208		215
10:00	191	203	250	284	181	210	243		219
11:00	250	258	285	281	260	254	250		259
12:00	218	258	333	290	341	240	269		264
13:00	276	328	312	200	316	304	310		306
14:00	325	366	371	58	323	279	307		330
15:00	407	441	382	249	294	366	396		398
16:00	468	430	434	357	249	352	435		424
17:00	535	481	409	311	197	370	467		452
18:00	381	369	339	249	100	327	336		350
19:00	216	306	192	149	103	201	235		230
20:00	122	243	153	102	73	123	120		152
21:00	121	154	99	77	46	86	122		116
22:00	54	91	78	80	33	62	74		72
23:00	19	38	62	43	25	42	34		39
12H,7-19	3830	3989	3915	2712	2500	3546	3846		3825
16H,6-22	4404	4803	4520	3084	2739	4066	4445		4448
18H,6-24	4477	4932	4660	3207	2797	4170	4553		4558
24H,0-24	4586	5045	4799	3299	2887	4267	4674		4674
Am	07:00	07:00	07:00	10:00	11:00	07:00	07:00		-
Peak	329	341	355	284	260	315	334		335
Pm	17:00	17:00	16:00	16:00	12:00	17:00	17:00		-
Peak	535	481	434	357	341	370	467		457

Cumnor Rd)

7-Day Av	Wed 15-Nov-23	Thu 16-Nov-23	Fri 17-Nov-23	Sat 18-Nov-23	Sun 19-Nov-23	Mon 20-Nov-23	Tue 21-Nov-23	5-Day Av	7-Day Av
18	21	20	21	27	34	13	9	17	21
9	5	5	7	9	14	9	10	7	8
8	6	6	9	8	10	7	4	6	7
6	5	5	4	7	7	8	4	5	6
12	10	12	10	8	5	17	18	13	11
56	83	79	85	30	26	74	62	77	63
97	165	139	141	36	18	126	139	142	109
256	367	371	353	86	48	373	372	367	281
228	295	311	380	160	82	300	314	320	263
199	217	263	244	176	145	212	246	236	215
223	235	236	248	257	203	221	221	232	232
263	269	292	278	279	280	244	258	268	271
278	291	269	297	290	377	275	276	282	296
292	320	294	308	301	307	304	294	304	304
290	332	319	377	274	284	296	278	320	309
362	396	437	391	282	323	367	355	389	364
389	450	414	418	311	278	447	439	434	394
396	440	465	403	257	188	406	445	432	372
300	401	383	323	199	160	298	343	350	301
200	235	252	182	155	102	162	182	203	181
134	163	157	151	96	101	142	129	148	134
101	136	168	102	83	43	96	123	125	107
67	101	104	91	62	50	55	94	89	80
38	53	52	49	52	20	28	34	43	41
3477	4013	4054	4020	2872	2675	3743	3841	3934	3603
4009	4712	4770	4596	3242	2939	4269	4414	4552	4135
4114	4866	4926	4736	3356	3009	4352	4542	4684	4255
4222	4996	5053	4872	3445	3105	4480	4649	4810	4371
-	07:00	07:00	08:00	11:00	11:00	07:00	07:00	-	-
317	367	371	380	279	280	373	372	373	346
-	16:00	17:00	16:00	16:00	12:00	16:00	17:00	-	-
426	450	465	418	311	377	447	445	445	416

Classification Schemes

Scheme F Classification Scheme (Non-metric)

Scheme F is an attempt to implement the FWHA's visual classification scheme as an axle-based classification scheme. This is one of several interpretations.

Class	Vehicle Type	No. of Axles	Axle spacing in feet				
			Axle 1 to 2	Axle 2 to 3	Axle 3 to 4	Axle 4 to 5	Axle 5 to 6
1	motorcycle	2	<6.0				
2	passenger car	2	6.0 - 10.0				
	car + 1 axle trailer	3	<10.0	10.0 - 18.0			
	car + 2 axle trailer	4	<10.0		<3.5		
3	pickup	2	10.0 - 15.0				
	pickup + 1 axle trailer	3	10.0 - 15.0	10.0 - 18.0			
	pickup + 2 axle trailer	4	10.0 - 15.0		<3.5		
	pickup + 3 axle trailer	5	9.9 - 15.0			<3.5	
4	Traditional bus/coach	2	>20.0				
	Traditional bus/coach	3	>19.0				
5	single unit truck - dual rear axle/bus	2	14.9 - 20.0			<3.5	
6	3 axle truck	3		<18.0			
7	4 axle truck	4					
8	2S1	3		>18.0			
	2S2	4		>5.0	>3.5		
	3S1	4		<5.0	>10.0		
9	3S2	5		<6.1		3.5 - 8.0	
	5 axle combination	5					
10	6 axle combination	6			3.5 - 5.0		
	3S3	6					
11	2S1-2	5		>6.0			
12	3S1-2	6					>10.0
13	truck	7 or more					

12835 OXFORDSHIRE										
NOVEMBER 2023										
Site	Location	Direction	Start Date	End Date	Posted Speed Limit (PSL)	Total Vehicles	5 Day Ave.	7 Day Ave.	85%ile Speed	Mean Speed
Site No: 12835019	Site 19 - A40 Northern By-Pass, Oxford 51.79275, -1.31722	Channel: Eastbound	Wed 08-Nov-23	Tue 21-Nov-23	NSL	131094	8843	9364	56.2	46.7
		Channel: Westbound	Wed 08-Nov-23	Tue 21-Nov-23		133748	9111	9554	57.4	48.4

12835		OXFORDSHIRE				Site No: 12835019	Location	Site 19 - A40 Northern By-Pass, Oxford							
Wed 08-Nov-23 to Tue 21-Nov-23						Channel: Eastbound									
TIME PERIOD	TOTAL VEHICLES	MOTOR-CYCLES	CARS OR CAR-BASED LGV	LIGHT GOODS VEHICLES	BUSES	TWO AXLE, SIX TYRE, RIGID/ BUSES	THREE AXLE RIGID	FOUR OR MORE AXLE RIGID	FOUR OR LESS AXLE ARTIC	FIVE AXLE ARTIC	SIX OR MORE AXLE ARTIC	FIVE OR LESS AXLE MULTI-TRAILER ARTIC	SIX AXLE MULTI-TRAILER ARTIC	SEVEN OR MORE AXLE ARTIC	
Wed 08-Nov-23															
00:00	41	0	23	9	0	1	0	0	1	1	3	3	0	0	
01:00	45	0	23	7	0	1	1	0	0	0	7	6	0	0	
02:00	41	0	22	7	0	0	0	0	2	0	5	5	0	0	
03:00	72	1	48	6	2	3	3	1	1	0	5	2	0	0	
04:00	118	1	79	19	3	2	1	0	3	0	2	8	0	0	
05:00	384	3	270	52	14	7	3	0	13	2	12	8	0	0	
06:00	876	14	695	95	10	12	7	1	28	0	7	7	0	0	
07:00	810	21	687	64	0	4	10	1	14	1	5	3	0	0	
08:00	491	5	400	45	4	5	13	3	6	1	4	5	0	0	
09:00	725	14	586	85	4	7	4	0	16	0	4	5	0	0	
10:00	648	4	511	71	9	13	8	0	9	2	9	12	0	0	
11:00	654	8	495	99	2	14	8	0	8	1	9	10	0	0	
12:00	664	10	504	95	5	11	9	1	17	0	6	6	0	0	
13:00	661	11	481	113	10	12	3	0	7	1	9	14	0	0	
14:00	683	5	534	111	2	10	5	2	4	0	0	10	0	0	
15:00	646	9	518	88	3	5	1	0	6	0	6	10	0	0	
16:00	544	10	444	57	4	7	2	2	6	1	6	5	0	0	
17:00	487	4	433	37	5	3	1	0	3	0	0	1	0	0	
18:00	471	6	418	29	2	4	3	0	1	1	6	1	0	0	
19:00	418	4	365	28	1	6	1	1	5	0	6	1	0	0	
20:00	292	3	250	18	3	5	1	0	2	0	6	4	0	0	
21:00	172	2	139	20	1	2	1	0	1	0	2	4	0	0	
22:00	178	0	153	11	3	3	1	0	2	0	2	3	0	0	
23:00	86	0	65	11	3	2	0	0	0	0	3	2	0	0	
12H,7-19	7484	107	6011	894	50	95	67	9	97	8	64	82	0	0	
16H,6-22	9242	130	7460	1055	65	120	77	11	133	8	85	98	0	0	
18H,6-24	9506	130	7678	1077	71	125	78	11	135	8	90	103	0	0	
24H,0-24	10207	135	8143	1177	90	139	86	12	155	11	124	135	0	0	

12835		OXFORDSHIRE				Site No: 12835019		Location		Site 19 - A40 Northern By-Pass, Oxford					
Wed 08-Nov-23 to Tue 21-Nov-23					Channel: Eastbound										
TIME PERIOD	TOTAL VEHICLES	MOTOR-CYCLES	CARS OR CAR-BASED LGV	LIGHT GOODS VEHICLES	BUSES	TWO AXLE, SIX TYRE, RIGID/ BUSES	THREE AXLE RIGID	FOUR OR MORE AXLE RIGID	FOUR OR LESS AXLE ARTIC	FIVE AXLE ARTIC	SIX OR MORE AXLE ARTIC	FIVE OR LESS AXLE MULTI-TRAILER ARTIC	SIX AXLE MULTI-TRAILER ARTIC	SEVEN OR MORE AXLE ARTIC	
Thu 09-Nov-23															
00:00	45	2	31	3	0	3	0	0	0	1	4	1	0	0	
01:00	57	1	38	6	2	2	0	0	3	0	2	3	0	0	
02:00	51	0	28	10	0	3	1	0	3	1	2	3	0	0	
03:00	66	2	41	15	0	1	0	0	3	0	2	2	0	0	
04:00	140	2	81	25	8	1	3	1	2	1	7	9	0	0	
05:00	409	7	286	62	7	8	5	0	11	0	14	9	0	0	
06:00	944	11	743	119	9	17	7	0	22	2	10	4	0	0	
07:00	989	14	832	71	3	8	10	1	34	0	9	7	0	0	
08:00	525	15	440	41	5	6	7	1	4	0	2	4	0	0	
09:00	752	12	599	89	4	12	8	1	7	0	7	13	0	0	
10:00	710	15	571	80	2	10	6	3	6	0	10	6	1	0	
11:00	717	5	543	102	11	12	7	1	19	0	7	10	0	0	
12:00	711	15	559	89	10	8	3	1	9	0	6	11	0	0	
13:00	648	14	498	89	6	6	8	0	8	1	7	11	0	0	
14:00	737	12	589	87	6	12	1	1	17	0	5	7	0	0	
15:00	582	8	472	71	3	9	5	1	4	3	1	5	0	0	
16:00	534	6	450	59	3	4	5	0	1	0	2	4	0	0	
17:00	545	7	476	43	4	3	5	0	1	0	2	4	0	0	
18:00	533	10	469	36	0	5	2	0	2	1	5	3	0	0	
19:00	488	4	427	34	1	5	1	0	1	0	9	5	1	0	
20:00	328	3	290	19	1	6	1	1	2	0	1	4	0	0	
21:00	203	3	169	15	2	3	0	0	4	1	5	1	0	0	
22:00	193	2	163	20	2	3	0	0	3	0	0	0	0	0	
23:00	76	0	51	13	0	2	0	0	0	0	5	5	0	0	
12H,7-19	7983	133	6498	857	57	95	67	10	112	5	63	85	1	0	
16H,6-22	9946	154	8127	1044	70	126	76	11	141	8	88	99	2	0	
18H,6-24	10215	156	8341	1077	72	131	76	11	144	8	93	104	2	0	
24H,0-24	10983	170	8846	1198	89	149	85	12	166	11	124	131	2	0	

12835		OXFORDSHIRE				Site No: 12835019		Location		Site 19 - A40 Northern By-Pass, Oxford					
Wed 08-Nov-23 to Tue 21-Nov-23						Channel: Eastbound									
TIME PERIOD	TOTAL VEHICLES	MOTOR-CYCLES	CARS OR CAR-BASED LGV	LIGHT GOODS VEHICLES	BUSES	TWO AXLE, SIX TYRE, RIGID/ BUSES	THREE AXLE RIGID	FOUR OR MORE AXLE RIGID	FOUR OR LESS AXLE ARTIC	FIVE AXLE ARTIC	SIX OR MORE AXLE ARTIC	FIVE OR LESS AXLE MULTI-TRAILER ARTIC	SIX AXLE MULTI-TRAILER ARTIC	SEVEN OR MORE AXLE ARTIC	
Fri 10-Nov-23															
00:00	71	1	52	5	1	1	0	0	2	2	3	4	0	0	
01:00	58	0	30	12	1	1	1	0	4	1	5	3	0	0	
02:00	48	1	27	8	0	0	0	0	2	0	4	6	0	0	
03:00	99	1	69	9	2	4	1	0	2	0	4	7	0	0	
04:00	118	1	88	12	2	1	1	0	2	0	4	7	0	0	
05:00	358	4	251	55	9	9	1	0	15	0	3	11	0	0	
06:00	872	6	675	136	3	13	11	2	10	1	8	7	0	0	
07:00	948	15	807	75	4	8	5	2	25	0	2	5	0	0	
08:00	589	11	467	62	4	8	8	1	12	0	9	7	0	0	
09:00	727	9	571	89	5	6	7	1	18	0	4	17	0	0	
10:00	776	11	624	76	5	19	4	1	16	2	10	8	0	0	
11:00	725	13	574	74	10	8	9	0	15	1	7	14	0	0	
12:00	712	7	563	91	3	11	4	0	12	0	7	14	0	0	
13:00	738	9	599	86	6	10	5	0	9	0	7	7	0	0	
14:00	635	10	489	97	1	7	8	0	11	1	3	8	0	0	
15:00	576	8	487	57	6	3	5	1	4	0	2	3	0	0	
16:00	648	5	555	69	1	4	4	0	1	0	0	9	0	0	
17:00	656	2	581	55	1	3	3	0	4	0	5	2	0	0	
18:00	712	7	629	49	2	9	3	0	9	1	2	1	0	0	
19:00	543	2	492	31	1	5	1	0	7	0	2	2	0	0	
20:00	318	4	274	20	1	5	1	0	3	0	4	6	0	0	
21:00	255	1	223	20	1	3	0	0	1	0	3	3	0	0	
22:00	194	1	161	22	1	3	0	0	4	0	0	2	0	0	
23:00	153	0	128	14	1	3	0	0	1	1	4	1	0	0	
12H,7-19	8442	107	6946	880	48	96	65	6	136	5	58	95	0	0	
16H,6-22	10430	120	8610	1087	54	122	78	8	157	6	75	113	0	0	
18H,6-24	10777	121	8899	1123	56	128	78	8	162	7	79	116	0	0	
24H,0-24	11529	129	9416	1224	71	144	82	8	189	10	102	154	0	0	

12835		OXFORDSHIRE				Site No: 12835019		Location		Site 19 - A40 Northern By-Pass, Oxford				
Wed 08-Nov-23 to Tue 21-Nov-23						Channel: Eastbound								
TIME PERIOD	TOTAL VEHICLES	MOTOR-CYCLES	CARS OR CAR-BASED LGV	LIGHT GOODS VEHICLES	BUSES	TWO AXLE, SIX TYRE, RIGID/ BUSES	THREE AXLE RIGID	FOUR OR MORE AXLE RIGID	FOUR OR LESS AXLE ARTIC	FIVE AXLE ARTIC	SIX OR MORE AXLE ARTIC	FIVE OR LESS AXLE MULTI-TRAILER ARTIC	SIX AXLE MULTI-TRAILER ARTIC	SEVEN OR MORE AXLE ARTIC
Sat 11-Nov-23														
00:00	100	0	79	11	0	3	2	0	1	0	3	1	0	0
01:00	76	0	54	12	0	3	1	0	0	0	1	5	0	0
02:00	58	1	39	7	1	5	2	0	1	0	0	2	0	0
03:00	60	2	40	7	0	2	0	0	1	0	7	1	0	0
04:00	74	0	58	13	2	0	0	0	0	0	0	1	0	0
05:00	147	0	115	19	2	2	2	0	3	1	1	2	0	0
06:00	300	1	239	47	0	4	1	0	2	0	5	1	0	0
07:00	431	1	376	39	3	7	0	0	2	0	0	3	0	0
08:00	806	5	753	35	0	5	3	1	1	1	0	2	0	0
09:00	929	5	843	53	1	9	6	2	7	0	1	2	0	0
10:00	820	5	746	52	3	5	2	0	4	0	1	2	0	0
11:00	795	8	735	41	1	2	3	0	1	0	2	2	0	0
12:00	755	9	688	40	0	2	4	0	9	1	1	1	0	0
13:00	781	4	702	64	0	4	1	0	4	0	2	0	0	0
14:00	694	8	622	48	2	5	1	0	3	1	2	2	0	0
15:00	727	7	658	46	0	5	2	0	6	1	0	2	0	0
16:00	700	3	647	37	0	8	1	0	1	0	1	2	0	0
17:00	782	1	716	47	2	5	0	0	5	1	4	1	0	0
18:00	572	6	514	39	3	4	2	0	2	0	1	1	0	0
19:00	437	4	393	29	0	4	1	0	3	0	1	2	0	0
20:00	282	1	261	13	0	5	0	0	1	1	0	0	0	0
21:00	205	0	184	16	0	1	0	0	1	0	1	2	0	0
22:00	167	2	144	15	1	2	0	0	1	0	0	2	0	0
23:00	147	1	132	7	0	2	1	0	0	0	2	2	0	0
12H,7-19	8792	62	8000	541	15	61	25	3	45	5	15	20	0	0
16H,6-22	10016	68	9077	646	15	75	27	3	52	6	22	25	0	0
18H,6-24	10330	71	9353	668	16	79	28	3	53	6	24	29	0	0
24H,0-24	10845	74	9738	737	21	94	35	3	59	7	36	41	0	0

12835		OXFORDSHIRE				Site No: 12835019		Location		Site 19 - A40 Northern By-Pass, Oxford					
Wed 08-Nov-23 to Tue 21-Nov-23						Channel: Eastbound									
TIME PERIOD	TOTAL VEHICLES	MOTOR-CYCLES	CARS OR CAR-BASED LGV	LIGHT GOODS VEHICLES	BUSES	TWO AXLE, SIX TYRE, RIGID/ BUSES	THREE AXLE RIGID	FOUR OR MORE AXLE RIGID	FOUR OR LESS AXLE ARTIC	FIVE AXLE ARTIC	SIX OR MORE AXLE ARTIC	FIVE OR LESS AXLE MULTI-TRAILER ARTIC	SIX AXLE MULTI-TRAILER ARTIC	SEVEN OR MORE AXLE ARTIC	
Sun 12-Nov-23															
00:00	99	0	81	9	1	4	0	0	1	0	2	1	0	0	
01:00	71	0	57	10	1	3	0	0	0	0	0	0	0	0	
02:00	57	2	37	9	0	2	0	0	3	0	2	2	0	0	
03:00	51	1	37	5	2	2	0	0	1	0	3	0	0	0	
04:00	55	0	45	5	0	0	0	0	2	0	1	2	0	0	
05:00	102	0	84	12	1	1	0	0	0	0	2	2	0	0	
06:00	186	3	159	17	0	3	0	0	2	0	1	1	0	0	
07:00	285	1	256	22	2	2	0	0	1	0	0	1	0	0	
08:00	441	5	396	30	2	4	0	0	2	1	1	0	0	0	
09:00	780	3	712	47	3	3	3	0	5	0	2	2	0	0	
10:00	947	3	885	46	2	3	1	0	5	0	0	2	0	0	
11:00	877	3	808	50	0	4	4	0	4	0	2	2	0	0	
12:00	753	5	702	32	0	5	3	0	5	1	0	0	0	0	
13:00	734	6	673	41	1	4	0	0	5	1	1	2	0	0	
14:00	790	1	732	40	1	4	3	0	6	0	1	2	0	0	
15:00	841	3	783	40	2	5	3	0	3	0	2	0	0	0	
16:00	730	2	679	33	1	3	3	0	3	1	4	1	0	0	
17:00	665	2	623	31	0	2	2	0	3	0	0	2	0	0	
18:00	629	3	565	45	3	3	5	0	1	1	2	1	0	0	
19:00	514	1	462	36	1	5	1	0	2	0	4	2	0	0	
20:00	384	1	346	27	0	5	1	0	0	1	2	1	0	0	
21:00	239	3	211	18	0	2	0	0	0	0	3	2	0	0	
22:00	100	0	86	6	0	2	1	0	0	0	4	1	0	0	
23:00	78	1	60	8	1	3	0	0	1	0	3	1	0	0	
12H,7-19	8472	37	7814	457	17	42	27	0	43	5	15	15	0	0	
16H,6-22	9795	45	8992	555	18	57	29	0	47	6	25	21	0	0	
18H,6-24	9973	46	9138	569	19	62	30	0	48	6	32	23	0	0	
24H,0-24	10408	49	9479	619	24	74	30	0	55	6	42	30	0	0	

12835		OXFORDSHIRE				Site No: 12835019		Location		Site 19 - A40 Northern By-Pass, Oxford					
Wed 08-Nov-23 to Tue 21-Nov-23		Channel: Eastbound													
TIME PERIOD	TOTAL VEHICLES	MOTOR-CYCLES	CARS OR CAR-BASED LGV	LIGHT GOODS VEHICLES	BUSES	TWO AXLE, SIX TYRE, RIGID/ BUSES	THREE AXLE RIGID	FOUR OR MORE AXLE RIGID	FOUR OR LESS AXLE ARTIC	FIVE AXLE ARTIC	SIX OR MORE AXLE ARTIC	FIVE OR LESS AXLE MULTI-TRAILER ARTIC	SIX AXLE MULTI-TRAILER ARTIC	SEVEN OR MORE AXLE ARTIC	
Mon 13-Nov-23															
00:00	53	0	40	6	2	0	1	0	1	0	2	1	0	0	
01:00	35	1	21	6	1	0	0	0	1	0	2	3	0	0	
02:00	48	1	36	8	0	1	0	0	1	0	0	1	0	0	
03:00	59	1	39	10	1	1	0	0	3	0	2	2	0	0	
04:00	135	1	90	18	0	2	0	0	8	1	10	5	0	0	
05:00	413	7	300	57	7	8	3	1	9	1	11	9	0	0	
06:00	891	9	687	115	7	15	5	4	31	1	10	7	0	0	
07:00	924	18	778	64	6	10	4	2	31	0	7	4	0	0	
08:00	618	11	505	46	3	10	6	3	14	3	6	11	0	0	
09:00	722	10	581	80	2	10	6	1	13	2	8	9	0	0	
10:00	631	3	483	89	6	10	6	1	14	1	10	8	0	0	
11:00	707	11	554	82	10	8	8	3	10	1	6	14	0	0	
12:00	678	11	527	81	3	14	8	1	11	0	8	14	0	0	
13:00	569	6	431	92	4	9	4	0	7	1	7	8	0	0	
14:00	669	10	523	84	8	9	6	0	7	1	8	13	0	0	
15:00	631	12	508	79	5	13	4	0	3	0	2	5	0	0	
16:00	643	6	514	92	5	6	3	0	4	1	6	6	0	0	
17:00	745	5	643	68	3	4	1	0	7	0	6	8	0	0	
18:00	603	5	533	43	1	8	1	1	3	0	4	4	0	0	
19:00	400	5	339	28	4	3	0	0	8	1	6	6	0	0	
20:00	287	2	237	25	2	5	0	1	7	0	5	3	0	0	
21:00	181	0	157	14	1	2	1	0	0	0	5	1	0	0	
22:00	145	3	113	15	2	2	0	0	4	0	4	2	0	0	
23:00	55	0	40	6	0	2	0	0	1	0	4	2	0	0	
12H,7-19	8140	108	6580	900	56	111	57	12	124	10	78	104	0	0	
16H,6-22	9899	124	8000	1082	70	136	63	17	170	12	104	121	0	0	
18H,6-24	10099	127	8153	1103	72	140	63	17	175	12	112	125	0	0	
24H,0-24	10842	138	8679	1208	83	152	67	18	198	14	139	146	0	0	

12835		OXFORDSHIRE				Site No: 12835019	Location	Site 19 - A40 Northern By-Pass, Oxford							
Wed 08-Nov-23 to Tue 21-Nov-23						Channel: Eastbound									
TIME PERIOD	TOTAL VEHICLES	MOTOR-CYCLES	CARS OR CAR-BASED LGV	LIGHT GOODS VEHICLES	BUSES	TWO AXLE, SIX TYRE, RIGID/ BUSES	THREE AXLE RIGID	FOUR OR MORE AXLE RIGID	FOUR OR LESS AXLE ARTIC	FIVE AXLE ARTIC	SIX OR MORE AXLE ARTIC	FIVE OR LESS AXLE MULTI-TRAILER ARTIC	SIX AXLE MULTI-TRAILER ARTIC	SEVEN OR MORE AXLE ARTIC	
Tue 14-Nov-23															
00:00	54	1	31	6	0	1	1	0	5	0	4	5	0	0	
01:00	28	0	11	5	0	1	1	0	7	0	1	2	0	0	
02:00	39	0	16	10	1	2	1	0	4	0	5	0	0	0	
03:00	70	0	38	14	3	1	1	0	2	0	7	4	0	0	
04:00	139	3	91	17	6	4	2	0	3	0	8	5	0	0	
05:00	417	4	308	60	8	7	3	0	5	0	10	12	0	0	
06:00	920	5	758	98	6	16	5	0	22	1	6	3	0	0	
07:00	906	15	771	60	1	5	3	4	35	0	9	3	0	0	
08:00	756	14	627	57	4	12	15	4	9	2	3	9	0	0	
09:00	786	13	610	86	11	13	10	0	23	2	11	7	0	0	
10:00	654	7	514	81	3	8	5	1	11	0	4	20	0	0	
11:00	659	3	508	87	5	8	4	1	21	1	10	11	0	0	
12:00	657	4	479	105	6	10	7	1	18	1	9	17	0	0	
13:00	608	4	475	82	3	7	5	1	13	0	7	11	0	0	
14:00	721	10	553	106	3	9	6	1	12	0	10	11	0	0	
15:00	627	7	502	74	8	10	4	2	6	0	8	6	0	0	
16:00	540	6	452	57	4	5	2	0	3	1	7	3	0	0	
17:00	619	3	529	61	4	4	0	0	6	0	6	6	0	0	
18:00	577	5	502	45	1	9	1	0	1	0	4	9	0	0	
19:00	408	1	346	32	0	5	2	0	4	1	9	8	0	0	
20:00	264	1	231	16	2	4	0	0	3	0	2	5	0	0	
21:00	206	4	169	16	1	3	0	1	3	1	6	2	0	0	
22:00	145	1	128	8	0	2	0	0	4	0	2	0	0	0	
23:00	56	1	40	5	1	2	1	0	1	0	3	2	0	0	
12H,7-19	8110	91	6522	901	53	100	62	15	158	7	88	113	0	0	
16H,6-22	9908	102	8026	1063	62	128	69	16	190	10	111	131	0	0	
18H,6-24	10109	104	8194	1076	63	132	70	16	195	10	116	133	0	0	
24H,0-24	10856	112	8689	1188	81	148	79	16	221	10	151	161	0	0	

12835		OXFORDSHIRE				Site No: 12835019		Location		Site 19 - A40 Northern By-Pass, Oxford					
Wed 08-Nov-23 to Tue 21-Nov-23						Channel: Eastbound									
TIME PERIOD	TOTAL VEHICLES	MOTOR-CYCLES	CARS OR CAR-BASED LGV	LIGHT GOODS VEHICLES	BUSES	TWO AXLE, SIX TYRE, RIGID/ BUSES	THREE AXLE RIGID	FOUR OR MORE AXLE RIGID	FOUR OR LESS AXLE ARTIC	FIVE AXLE ARTIC	SIX OR MORE AXLE ARTIC	FIVE OR LESS AXLE MULTI-TRAILER ARTIC	SIX AXLE MULTI-TRAILER ARTIC	SEVEN OR MORE AXLE ARTIC	
Wed 15-Nov-23															
00:00	42	0	26	7	0	1	0	0	2	0	5	1	0	0	
01:00	44	0	19	11	1	1	0	0	2	0	4	6	0	0	
02:00	31	0	11	11	0	1	0	0	2	0	2	4	0	0	
03:00	45	0	25	8	3	3	0	0	0	0	3	3	0	0	
04:00	113	0	73	15	5	1	4	0	3	0	6	6	0	0	
05:00	383	5	275	51	8	11	3	2	6	0	13	9	0	0	
06:00	941	9	744	116	4	17	8	1	25	0	6	11	0	0	
07:00	938	18	775	83	2	7	11	1	28	1	6	6	0	0	
08:00	718	14	579	61	11	9	14	2	13	1	6	8	0	0	
09:00	818	14	651	85	10	11	10	2	21	2	5	7	0	0	
10:00	649	7	501	79	5	11	3	2	13	0	10	18	0	0	
11:00	658	10	488	101	5	12	10	0	10	2	7	13	0	0	
12:00	658	3	489	99	3	8	9	1	23	1	10	12	0	0	
13:00	684	10	505	108	5	13	5	1	10	2	17	8	0	0	
14:00	537	10	418	71	1	11	4	1	8	1	6	6	0	0	
15:00	745	16	596	95	4	7	3	0	10	1	6	7	0	0	
16:00	644	10	526	81	2	7	3	0	4	1	6	4	0	0	
17:00	638	6	558	56	1	4	3	1	1	0	5	3	0	0	
18:00	598	9	519	45	2	7	4	1	5	2	1	3	0	0	
19:00	457	2	397	36	0	6	2	0	4	0	5	4	1	0	
20:00	314	3	255	33	2	4	0	0	6	1	6	4	0	0	
21:00	197	1	163	15	3	1	1	0	6	0	1	6	0	0	
22:00	176	1	151	17	0	2	0	0	3	0	2	0	0	0	
23:00	112	1	85	12	1	2	1	0	2	0	4	4	0	0	
12H,7-19	8285	127	6605	964	51	107	79	12	146	14	85	95	0	0	
16H,6-22	10194	142	8164	1164	60	135	90	13	187	15	103	120	1	0	
18H,6-24	10482	144	8400	1193	61	139	91	13	192	15	109	124	1	0	
24H,0-24	11140	149	8829	1296	78	157	98	15	207	15	142	153	1	0	

12835		OXFORDSHIRE				Site No: 12835019	Location	Site 19 - A40 Northern By-Pass, Oxford							
Wed 08-Nov-23 to Tue 21-Nov-23						Channel: Eastbound									
TIME PERIOD	TOTAL VEHICLES	MOTOR-CYCLES	CARS OR CAR-BASED LGV	LIGHT GOODS VEHICLES	BUSES	TWO AXLE, SIX TYRE, RIGID/ BUSES	THREE AXLE RIGID	FOUR OR MORE AXLE RIGID	FOUR OR LESS AXLE ARTIC	FIVE AXLE ARTIC	SIX OR MORE AXLE ARTIC	FIVE OR LESS AXLE MULTI-TRAILER ARTIC	SIX AXLE MULTI-TRAILER ARTIC	SEVEN OR MORE AXLE ARTIC	
Thu 16-Nov-23															
00:00	67	1	43	11	0	1	1	0	0	0	7	3	0	0	
01:00	43	0	23	11	2	1	2	0	2	0	0	2	0	0	
02:00	39	0	21	8	1	2	0	0	4	1	1	1	0	0	
03:00	67	1	38	10	3	1	0	0	4	0	5	5	0	0	
04:00	104	0	66	19	5	1	1	0	3	0	1	8	0	0	
05:00	404	8	290	56	7	7	1	2	13	2	11	7	0	0	
06:00	934	5	739	126	13	14	4	3	20	0	4	6	0	0	
07:00	913	19	771	62	8	11	9	1	21	0	6	5	0	0	
08:00	678	12	532	64	5	13	8	1	28	2	4	9	0	0	
09:00	733	14	575	85	5	8	7	1	20	2	5	11	0	0	
10:00	730	5	575	102	5	12	8	1	11	1	2	8	0	0	
11:00	730	6	568	112	5	7	5	1	13	2	3	8	0	0	
12:00	614	10	465	84	9	11	4	0	13	0	5	13	0	0	
13:00	690	4	523	119	6	7	8	0	8	0	6	9	0	0	
14:00	689	8	535	89	8	11	4	2	14	1	5	12	0	0	
15:00	678	12	534	86	5	8	7	1	8	0	9	8	0	0	
16:00	673	5	549	84	4	8	2	0	6	0	6	9	0	0	
17:00	657	3	571	64	2	3	3	0	2	1	4	4	0	0	
18:00	252	5	221	16	0	1	3	0	0	0	4	2	0	0	
19:00	480	4	420	31	1	7	3	1	1	0	9	3	0	0	
20:00	338	0	293	20	2	5	2	0	8	0	5	3	0	0	
21:00	228	4	175	33	3	1	1	0	6	0	4	1	0	0	
22:00	182	2	160	12	0	3	1	0	1	0	1	2	0	0	
23:00	100	2	73	8	0	3	0	0	2	2	5	5	0	0	
12H,7-19	8037	103	6419	967	62	100	68	8	144	9	59	98	0	0	
16H,6-22	10017	116	8046	1177	81	127	78	12	179	9	81	111	0	0	
18H,6-24	10299	120	8279	1197	81	133	79	12	182	11	87	118	0	0	
24H,0-24	11023	130	8760	1312	99	146	84	14	208	14	112	144	0	0	

12835		OXFORDSHIRE				Site No: 12835019		Location		Site 19 - A40 Northern By-Pass, Oxford					
Wed 08-Nov-23 to Tue 21-Nov-23						Channel: Eastbound									
TIME PERIOD	TOTAL VEHICLES	MOTOR-CYCLES	CARS OR CAR-BASED LGV	LIGHT GOODS VEHICLES	BUSES	TWO AXLE, SIX TYRE, RIGID/ BUSES	THREE AXLE RIGID	FOUR OR MORE AXLE RIGID	FOUR OR LESS AXLE ARTIC	FIVE AXLE ARTIC	SIX OR MORE AXLE ARTIC	FIVE OR LESS AXLE MULTI-TRAILER ARTIC	SIX AXLE MULTI-TRAILER ARTIC	SEVEN OR MORE AXLE ARTIC	
Fri 17-Nov-23															
00:00	73	0	50	7	3	1	1	0	1	0	8	2	0	0	
01:00	52	0	30	8	1	3	0	0	7	0	1	2	0	0	
02:00	50	2	31	12	2	1	0	0	0	0	1	1	0	0	
03:00	84	2	56	8	3	0	1	0	5	0	5	4	0	0	
04:00	101	2	60	20	3	3	1	0	3	1	4	4	0	0	
05:00	308	4	205	56	5	6	1	1	6	1	11	12	0	0	
06:00	855	11	665	120	9	10	3	1	18	2	8	8	0	0	
07:00	943	15	778	80	8	3	7	3	35	1	5	7	1	0	
08:00	642	9	516	79	4	10	4	0	5	0	6	9	0	0	
09:00	810	10	653	93	4	11	11	2	12	1	4	9	0	0	
10:00	782	12	624	86	5	14	7	0	12	0	7	15	0	0	
11:00	730	14	587	81	7	11	13	0	5	0	2	10	0	0	
12:00	715	16	571	90	5	9	7	0	10	0	5	2	0	0	
13:00	716	9	589	78	3	7	4	0	11	0	9	6	0	0	
14:00	649	8	546	66	3	12	3	0	3	0	5	3	0	0	
15:00	698	6	567	87	7	7	7	0	5	1	5	6	0	0	
16:00	697	6	597	66	5	5	2	0	3	1	7	5	0	0	
17:00	692	8	612	48	3	5	3	0	7	0	5	1	0	0	
18:00	697	4	624	40	1	7	3	0	3	1	8	6	0	0	
19:00	513	1	464	27	3	3	0	0	5	1	4	5	0	0	
20:00	267	2	222	23	0	4	2	0	5	0	7	2	0	0	
21:00	202	1	177	9	2	2	1	0	3	0	3	4	0	0	
22:00	167	0	143	15	2	2	0	0	3	0	2	0	0	0	
23:00	116	2	99	8	0	3	1	0	1	0	0	2	0	0	
12H,7-19	8771	117	7264	894	55	101	71	5	111	5	68	79	1	0	
16H,6-22	10608	132	8792	1073	69	120	77	6	142	8	90	98	1	0	
18H,6-24	10891	134	9034	1096	71	125	78	6	146	8	92	100	1	0	
24H,0-24	11559	144	9466	1207	88	139	82	7	168	10	122	125	1	0	

12835		OXFORDSHIRE				Site No: 12835019		Location		Site 19 - A40 Northern By-Pass, Oxford					
Wed 08-Nov-23 to Tue 21-Nov-23						Channel: Eastbound									
TIME PERIOD	TOTAL VEHICLES	MOTOR-CYCLES	CARS OR CAR-BASED LGV	LIGHT GOODS VEHICLES	BUSES	TWO AXLE, SIX TYRE, RIGID/ BUSES	THREE AXLE RIGID	FOUR OR MORE AXLE RIGID	FOUR OR LESS AXLE ARTIC	FIVE AXLE ARTIC	SIX OR MORE AXLE ARTIC	FIVE OR LESS AXLE MULTI-TRAILER ARTIC	SIX AXLE MULTI-TRAILER ARTIC	SEVEN OR MORE AXLE ARTIC	
Sat 18-Nov-23															
00:00	71	1	55	7	0	2	0	0	2	0	2	2	0	0	
01:00	53	0	35	10	1	3	0	0	1	0	0	3	0	0	
02:00	62	0	47	8	2	2	0	0	1	0	1	1	0	0	
03:00	52	3	36	6	0	2	0	0	1	1	2	1	0	0	
04:00	95	0	66	14	7	0	0	0	3	0	3	2	0	0	
05:00	133	1	104	14	2	1	0	0	2	0	2	7	0	0	
06:00	268	2	228	27	1	3	2	1	2	0	2	0	0	0	
07:00	459	2	392	50	4	4	0	0	3	0	2	2	0	0	
08:00	765	1	694	49	4	6	3	0	3	0	1	4	0	0	
09:00	906	1	837	41	2	6	7	0	9	0	0	3	0	0	
10:00	800	1	743	42	3	5	0	0	5	1	0	0	0	0	
11:00	777	2	711	43	2	6	3	0	4	2	1	3	0	0	
12:00	739	5	670	37	1	5	4	0	11	1	2	3	0	0	
13:00	558	3	499	30	0	4	1	0	16	0	2	2	1	0	
14:00	629	8	583	31	1	4	0	0	2	0	0	0	0	0	
15:00	697	1	634	51	1	4	3	0	3	0	0	0	0	0	
16:00	686	5	625	35	0	5	3	0	10	1	1	1	0	0	
17:00	718	2	650	44	3	6	5	0	6	0	0	2	0	0	
18:00	624	3	565	38	3	5	2	1	4	1	1	1	0	0	
19:00	445	2	404	26	3	8	0	0	2	0	0	0	0	0	
20:00	289	3	262	13	0	6	0	0	3	1	0	1	0	0	
21:00	241	3	209	23	0	3	0	0	1	0	1	1	0	0	
22:00	203	1	185	13	1	2	0	0	0	0	1	0	0	0	
23:00	149	1	130	14	0	1	0	0	3	0	0	0	0	0	
12H,7-19	8358	34	7603	491	24	60	31	1	76	6	10	21	1	0	
16H,6-22	9601	44	8706	580	28	80	33	2	84	7	13	23	1	0	
18H,6-24	9953	46	9021	607	29	83	33	2	87	7	14	23	1	0	
24H,0-24	10419	51	9364	666	41	93	33	2	97	8	24	39	1	0	

12835		OXFORDSHIRE				Site No: 12835019		Location		Site 19 - A40 Northern By-Pass, Oxford					
Wed 08-Nov-23 to Tue 21-Nov-23		Channel: Eastbound													
TIME PERIOD	TOTAL VEHICLES	MOTOR-CYCLES	CARS OR CAR-BASED LGV	LIGHT GOODS VEHICLES	BUSES	TWO AXLE, SIX TYRE, RIGID/ BUSES	THREE AXLE RIGID	FOUR OR MORE AXLE RIGID	FOUR OR LESS AXLE ARTIC	FIVE AXLE ARTIC	SIX OR MORE AXLE ARTIC	FIVE OR LESS AXLE MULTI-TRAILER ARTIC	SIX AXLE MULTI-TRAILER ARTIC	SEVEN OR MORE AXLE ARTIC	
Sun 19-Nov-23															
00:00	96	4	81	7	0	2	0	0	1	0	0	1	0	0	
01:00	87	1	68	12	0	2	0	0	1	0	1	2	0	0	
02:00	62	0	53	3	0	2	0	0	3	0	1	0	0	0	
03:00	40	2	27	4	1	1	0	1	2	0	2	0	0	0	
04:00	63	0	54	2	0	1	1	0	2	0	2	1	0	0	
05:00	103	0	92	8	0	1	0	0	1	0	0	1	0	0	
06:00	178	0	159	11	0	3	0	0	1	0	2	2	0	0	
07:00	285	4	238	32	3	3	0	0	2	0	1	2	0	0	
08:00	510	3	460	33	1	2	3	0	4	1	1	2	0	0	
09:00	834	0	766	43	2	2	3	0	9	0	3	6	0	0	
10:00	906	3	840	45	1	1	1	0	10	1	1	3	0	0	
11:00	905	3	852	36	0	4	1	0	5	1	1	2	0	0	
12:00	777	3	714	31	5	3	3	0	16	0	0	2	0	0	
13:00	749	3	693	37	0	4	3	0	5	1	1	2	0	0	
14:00	811	4	745	37	1	3	3	0	15	1	0	2	0	0	
15:00	728	4	659	44	1	5	5	1	6	0	3	0	0	0	
16:00	867	0	806	37	1	5	4	1	11	0	0	2	0	0	
17:00	785	5	712	33	2	3	3	1	23	0	2	1	0	0	
18:00	764	3	681	50	5	2	2	1	16	0	4	0	0	0	
19:00	604	2	558	29	3	2	1	0	3	1	4	1	0	0	
20:00	373	1	339	25	0	5	0	1	1	0	1	0	0	0	
21:00	249	1	230	13	1	2	0	0	0	0	1	1	0	0	
22:00	131	2	112	8	0	2	0	1	1	2	2	1	0	0	
23:00	86	3	65	8	1	2	1	0	1	0	3	2	0	0	
12H,7-19	8921	35	8166	458	22	37	31	4	122	5	17	24	0	0	
16H,6-22	10325	39	9452	536	26	49	32	5	127	6	25	28	0	0	
18H,6-24	10542	44	9629	552	27	53	33	6	129	8	30	31	0	0	
24H,0-24	10993	51	10004	588	28	62	34	7	139	8	36	36	0	0	

12835		OXFORDSHIRE				Site No: 12835019		Location		Site 19 - A40 Northern By-Pass, Oxford					
Wed 08-Nov-23 to Tue 21-Nov-23						Channel: Eastbound									
TIME PERIOD	TOTAL VEHICLES	MOTOR-CYCLES	CARS OR CAR-BASED LGV	LIGHT GOODS VEHICLES	BUSES	TWO AXLE, SIX TYRE, RIGID/ BUSES	THREE AXLE RIGID	FOUR OR MORE AXLE RIGID	FOUR OR LESS AXLE ARTIC	FIVE AXLE ARTIC	SIX OR MORE AXLE ARTIC	FIVE OR LESS AXLE MULTI-TRAILER ARTIC	SIX AXLE MULTI-TRAILER ARTIC	SEVEN OR MORE AXLE ARTIC	
Mon 20-Nov-23															
00:00	42	0	33	5	0	0	0	0	0	0	3	1	0	0	
01:00	43	0	24	8	0	0	0	0	4	0	5	2	0	0	
02:00	37	1	28	3	0	1	0	0	0	0	2	2	0	0	
03:00	65	1	44	10	1	0	1	0	1	0	4	3	0	0	
04:00	102	1	71	11	3	3	1	0	2	0	3	7	0	0	
05:00	1	0	0	0	0	0	1	0	0	0	0	0	0	0	
06:00	0	0	0	0	0	0	0	0	0	0	0	0	0	0	
07:00	0	0	0	0	0	0	0	0	0	0	0	0	0	0	
08:00	0	0	0	0	0	0	0	0	0	0	0	0	0	0	
09:00	0	0	0	0	0	0	0	0	0	0	0	0	0	0	
10:00	0	0	0	0	0	0	0	0	0	0	0	0	0	0	
11:00	0	0	0	0	0	0	0	0	0	0	0	0	0	0	
12:00	0	0	0	0	0	0	0	0	0	0	0	0	0	0	
13:00	0	0	0	0	0	0	0	0	0	0	0	0	0	0	
14:00	0	0	0	0	0	0	0	0	0	0	0	0	0	0	
15:00	0	0	0	0	0	0	0	0	0	0	0	0	0	0	
16:00	0	0	0	0	0	0	0	0	0	0	0	0	0	0	
17:00	0	0	0	0	0	0	0	0	0	0	0	0	0	0	
18:00	0	0	0	0	0	0	0	0	0	0	0	0	0	0	
19:00	0	0	0	0	0	0	0	0	0	0	0	0	0	0	
20:00	0	0	0	0	0	0	0	0	0	0	0	0	0	0	
21:00	0	0	0	0	0	0	0	0	0	0	0	0	0	0	
22:00	0	0	0	0	0	0	0	0	0	0	0	0	0	0	
23:00	0	0	0	0	0	0	0	0	0	0	0	0	0	0	
12H,7-19	0	0	0	0	0	0	0	0	0	0	0	0	0	0	
16H,6-22	0	0	0	0	0	0	0	0	0	0	0	0	0	0	
18H,6-24	0	0	0	0	0	0	0	0	0	0	0	0	0	0	
24H,0-24	290	3	200	37	4	4	3	0	7	0	17	15	0	0	

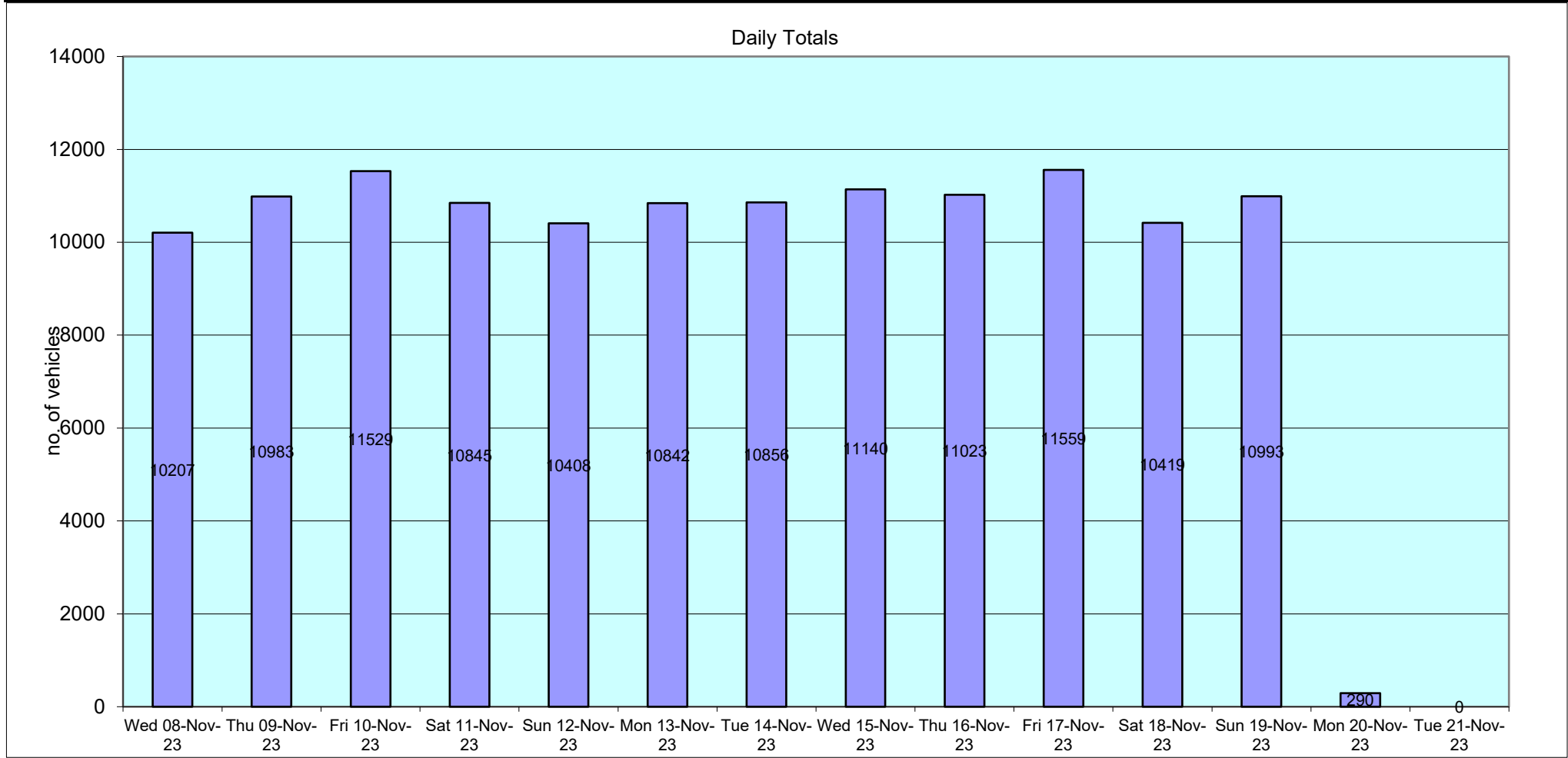
12835		OXFORDSHIRE				Site No: 12835019	Location	Site 19 - A40 Northern By-Pass, Oxford							
Wed 08-Nov-23 to Tue 21-Nov-23						Channel: Eastbound									
TIME PERIOD	TOTAL VEHICLES	MOTOR-CYCLES	CARS OR CAR-BASED LGV	LIGHT GOODS VEHICLES	BUSES	TWO AXLE, SIX TYRE, RIGID/ BUSES	THREE AXLE RIGID	FOUR OR MORE AXLE RIGID	FOUR OR LESS AXLE ARTIC	FIVE AXLE ARTIC	SIX OR MORE AXLE ARTIC	FIVE OR LESS AXLE MULTI-TRAILER ARTIC	SIX AXLE MULTI-TRAILER ARTIC	SEVEN OR MORE AXLE ARTIC	
Tue 21-Nov-23															
00:00	0	0	0	0	0	0	0	0	0	0	0	0	0	0	
01:00	0	0	0	0	0	0	0	0	0	0	0	0	0	0	
02:00	0	0	0	0	0	0	0	0	0	0	0	0	0	0	
03:00	0	0	0	0	0	0	0	0	0	0	0	0	0	0	
04:00	0	0	0	0	0	0	0	0	0	0	0	0	0	0	
05:00	0	0	0	0	0	0	0	0	0	0	0	0	0	0	
06:00	0	0	0	0	0	0	0	0	0	0	0	0	0	0	
07:00	0	0	0	0	0	0	0	0	0	0	0	0	0	0	
08:00	0	0	0	0	0	0	0	0	0	0	0	0	0	0	
09:00	0	0	0	0	0	0	0	0	0	0	0	0	0	0	
10:00	0	0	0	0	0	0	0	0	0	0	0	0	0	0	
11:00	0	0	0	0	0	0	0	0	0	0	0	0	0	0	
12:00	0	0	0	0	0	0	0	0	0	0	0	0	0	0	
13:00	0	0	0	0	0	0	0	0	0	0	0	0	0	0	
14:00	0	0	0	0	0	0	0	0	0	0	0	0	0	0	
15:00	0	0	0	0	0	0	0	0	0	0	0	0	0	0	
16:00	0	0	0	0	0	0	0	0	0	0	0	0	0	0	
17:00	0	0	0	0	0	0	0	0	0	0	0	0	0	0	
18:00	0	0	0	0	0	0	0	0	0	0	0	0	0	0	
19:00	0	0	0	0	0	0	0	0	0	0	0	0	0	0	
20:00	0	0	0	0	0	0	0	0	0	0	0	0	0	0	
21:00	0	0	0	0	0	0	0	0	0	0	0	0	0	0	
22:00	0	0	0	0	0	0	0	0	0	0	0	0	0	0	
23:00	0	0	0	0	0	0	0	0	0	0	0	0	0	0	
12H,7-19	0	0	0	0	0	0	0	0	0	0	0	0	0	0	
16H,6-22	0	0	0	0	0	0	0	0	0	0	0	0	0	0	
18H,6-24	0	0	0	0	0	0	0	0	0	0	0	0	0	0	
24H,0-24	0	0	0	0	0	0	0	0	0	0	0	0	0	0	

12835		OXFORDSHIRE				Site No: 12835019		Location		Site 19 - A40 Northern By-Pass, Oxford					
Wed 08-Nov-23 to Tue 21-Nov-23						Channel: Eastbound									
TIME PERIOD	TOTAL VEHICLES	MOTOR-CYCLES	CARS OR CAR-BASED LGV	LIGHT GOODS VEHICLES	BUSES	TWO AXLE, SIX TYRE, RIGID/ BUSES	THREE AXLE RIGID	FOUR OR MORE AXLE RIGID	FOUR OR LESS AXLE ARTIC	FIVE AXLE ARTIC	SIX OR MORE AXLE ARTIC	FIVE OR LESS AXLE MULTI-TRAILER ARTIC	SIX AXLE MULTI-TRAILER ARTIC	SEVEN OR MORE AXLE ARTIC	
Daily Totals															
Wed 08-Nov-23	10207	135	8143	1177	90	139	86	12	155	11	124	135	0	0	
Thu 09-Nov-23	10983	170	8846	1198	89	149	85	12	166	11	124	131	2	0	
Fri 10-Nov-23	11529	129	9416	1224	71	144	82	8	189	10	102	154	0	0	
Sat 11-Nov-23	10845	74	9738	737	21	94	35	3	59	7	36	41	0	0	
Sun 12-Nov-23	10408	49	9479	619	24	74	30	0	55	6	42	30	0	0	
Mon 13-Nov-23	10842	138	8679	1208	83	152	67	18	198	14	139	146	0	0	
Tue 14-Nov-23	10856	112	8689	1188	81	148	79	16	221	10	151	161	0	0	
Wed 15-Nov-23	11140	149	8829	1296	78	157	98	15	207	15	142	153	1	0	
Thu 16-Nov-23	11023	130	8760	1312	99	146	84	14	208	14	112	144	0	0	
Fri 17-Nov-23	11559	144	9466	1207	88	139	82	7	168	10	122	125	1	0	
Sat 18-Nov-23	10419	51	9364	666	41	93	33	2	97	8	24	39	1	0	
Sun 19-Nov-23	10993	51	10004	588	28	62	34	7	139	8	36	36	0	0	
Mon 20-Nov-23	290	3	200	37	4	4	3	0	7	0	17	15	0	0	
Tue 21-Nov-23	0	0	0	0	0	0	0	0	0	0	0	0	0	0	

12835 OXFORDSHIRE Site No: 12835019 Location Site 19 - A40 Northern By-Pass, Oxford
 Wed 08-Nov-23 to Tue 21-Nov-23 Channel: Eastbound

TIME PERIOD	TOTAL VEHICLES	MOTOR-CYCLES	CARS OR CAR-BASED LGV	LIGHT GOODS VEHICLES	BUSES	TWO AXLE, SIX TYRE, RIGID/ BUSES	THREE AXLE RIGID	FOUR OR MORE AXLE RIGID	FOUR OR LESS AXLE ARTIC	FIVE AXLE ARTIC	SIX OR MORE AXLE ARTIC	FIVE OR LESS AXLE MULTI-TRAILER ARTIC	SIX AXLE MULTI-TRAILER ARTIC	SEVEN OR MORE AXLE ARTIC
-------------	----------------	--------------	-----------------------	----------------------	-------	----------------------------------	------------------	-------------------------	-------------------------	-----------------	------------------------	---------------------------------------	------------------------------	--------------------------

Total Vehicles	[--]	131094	1335	109613	12457	797	1501	798	114	1869	124	1171	1310	5	0
----------------	------	--------	------	--------	-------	-----	------	-----	-----	------	-----	------	------	---	---



12835 OXFORDSHIRE Site No: 12835019 Location Site 19 - A40 Northern By-Pass, Oxford
 Wed 08-Nov-23 to Tue 21-Nov-23 Channel: Eastbound

TIME PERIOD	TOTAL VEHICLES	MOTOR-CYCLES	MOTOR-CYCLES%	CARS	CARS %	LGV	LGV %	HGV	HGV %	BUS	BUS %
Wed 08-Nov-23											
00:00	41	0	0.0	23	56.1	9	22.0	9	22.0	0	0.0
01:00	45	0	0.0	23	51.1	7	15.6	15	33.3	0	0.0
02:00	41	0	0.0	22	53.7	7	17.1	12	29.3	0	0.0
03:00	72	1	1.4	48	66.7	6	8.3	15	20.8	2	2.8
04:00	118	1	0.9	79	67.0	19	16.1	16	13.6	3	2.5
05:00	384	3	0.8	270	70.3	52	13.5	45	11.7	14	3.7
06:00	876	14	1.6	695	79.3	95	10.8	62	7.1	10	1.1
07:00	810	21	2.6	687	84.8	64	7.9	38	4.7	0	0.0
08:00	491	5	1.0	400	81.5	45	9.2	37	7.5	4	0.8
09:00	725	14	1.9	586	80.8	85	11.7	36	5.0	4	0.6
10:00	648	4	0.6	511	78.9	71	11.0	53	8.2	9	1.4
11:00	654	8	1.2	495	75.7	99	15.1	50	7.7	2	0.3
12:00	664	10	1.5	504	75.9	95	14.3	50	7.5	5	0.8
13:00	661	11	1.7	481	72.8	113	17.1	46	7.0	10	1.5
14:00	683	5	0.7	534	78.2	111	16.3	31	4.5	2	0.3
15:00	646	9	1.4	518	80.2	88	13.6	28	4.3	3	0.5
16:00	544	10	1.8	444	81.6	57	10.5	29	5.3	4	0.7
17:00	487	4	0.8	433	88.9	37	7.6	8	1.6	5	1.0
18:00	471	6	1.3	418	88.8	29	6.2	16	3.4	2	0.4
19:00	418	4	1.0	365	87.3	28	6.7	20	4.8	1	0.2
20:00	292	3	1.0	250	85.6	18	6.2	18	6.2	3	1.0
21:00	172	2	1.2	139	80.8	20	11.6	10	5.8	1	0.6
22:00	178	0	0.0	153	86.0	11	6.2	11	6.2	3	1.7
23:00	86	0	0.0	65	75.6	11	12.8	7	8.1	3	3.5
12H,7-19	7484	107	1.4	6011	80.3	894	12.0	422	5.6	50	0.7
16H,6-22	9242	130	1.4	7460	80.7	1055	11.4	532	5.8	65	0.7
18H,6-24	9506	130	1.4	7678	80.8	1077	11.3	550	5.8	71	0.8
24H,0-24	10207	135	1.3	8143	79.8	1177	11.5	662	6.5	90	0.9

12835 OXFORDSHIRE Site No: 12835019 Location Site 19 - A40 Northern By-Pass, Oxford
 Wed 08-Nov-23 to Tue 21-Nov-23 Channel: Eastbound

TIME PERIOD	TOTAL VEHICLES	MOTOR-CYCLES	MOTOR-CYCLES%	CARS	CARS %	LGV	LGV %	HGV	HGV %	BUS	BUS %
Thu 09-Nov-23											
00:00	45	2	4.4	31	68.9	3	6.7	9	20.0	0	0.0
01:00	57	1	1.8	38	66.7	6	10.5	10	17.5	2	3.5
02:00	51	0	0.0	28	54.9	10	19.6	13	25.5	0	0.0
03:00	66	2	3.0	41	62.1	15	22.7	8	12.1	0	0.0
04:00	140	2	1.4	81	57.9	25	17.9	24	17.1	8	5.7
05:00	409	7	1.7	286	69.9	62	15.2	47	11.5	7	1.7
06:00	944	11	1.2	743	78.7	119	12.6	62	6.6	9	1.0
07:00	989	14	1.4	832	84.1	71	7.2	69	7.0	3	0.3
08:00	525	15	2.9	440	83.8	41	7.8	24	4.6	5	1.0
09:00	752	12	1.6	599	79.7	89	11.8	48	6.4	4	0.5
10:00	710	15	2.1	571	80.4	80	11.3	42	5.9	2	0.3
11:00	717	5	0.7	543	75.7	102	14.2	56	7.8	11	1.5
12:00	711	15	2.1	559	78.6	89	12.5	38	5.3	10	1.4
13:00	648	14	2.2	498	76.9	89	13.7	41	6.3	6	0.9
14:00	737	12	1.6	589	79.9	87	11.8	43	5.8	6	0.8
15:00	582	8	1.4	472	81.1	71	12.2	28	4.8	3	0.5
16:00	534	6	1.1	450	84.3	59	11.1	16	3.0	3	0.6
17:00	545	7	1.3	476	87.3	43	7.9	15	2.8	4	0.7
18:00	533	10	1.9	469	88.0	36	6.8	18	3.4	0	0.0
19:00	488	4	0.8	427	87.5	34	7.0	22	4.5	1	0.2
20:00	328	3	0.9	290	88.4	19	5.8	15	4.6	1	0.3
21:00	203	3	1.5	169	83.3	15	7.4	14	6.9	2	1.0
22:00	193	2	1.0	163	84.5	20	10.4	6	3.1	2	1.0
23:00	76	0	0.0	51	67.1	13	17.1	12	15.8	0	0.0
12H,7-19	7983	133	1.7	6498	81.4	857	10.7	438	5.5	57	0.7
16H,6-22	9946	154	1.6	8127	81.7	1044	10.5	551	5.5	70	0.7
18H,6-24	10215	156	1.5	8341	81.7	1077	10.5	569	5.6	72	0.7
24H,0-24	10983	170	1.6	8846	80.5	1198	10.9	680	6.2	89	0.8

12835 OXFORDSHIRE Site No: 12835019 Location Site 19 - A40 Northern By-Pass, Oxford
 Wed 08-Nov-23 to Tue 21-Nov-23 Channel: Eastbound

TIME PERIOD	TOTAL VEHICLES	MOTOR-CYCLES	MOTOR-CYCLES%	CARS	CARS %	LGV	LGV %	HGV	HGV %	BUS	BUS %
Fri 10-Nov-23											
00:00	71	1	1.4	52	73.2	5	7.0	12	16.9	1	1.4
01:00	58	0	0.0	30	51.7	12	20.7	15	25.9	1	1.7
02:00	48	1	2.1	27	56.3	8	16.7	12	25.0	0	0.0
03:00	99	1	1.0	69	69.7	9	9.1	18	18.2	2	2.0
04:00	118	1	0.9	88	74.6	12	10.2	15	12.7	2	1.7
05:00	358	4	1.1	251	70.1	55	15.4	39	10.9	9	2.5
06:00	872	6	0.7	675	77.4	136	15.6	52	6.0	3	0.3
07:00	948	15	1.6	807	85.1	75	7.9	47	5.0	4	0.4
08:00	589	11	1.9	467	79.3	62	10.5	45	7.6	4	0.7
09:00	727	9	1.2	571	78.5	89	12.2	53	7.3	5	0.7
10:00	776	11	1.4	624	80.4	76	9.8	60	7.7	5	0.6
11:00	725	13	1.8	574	79.2	74	10.2	54	7.5	10	1.4
12:00	712	7	1.0	563	79.1	91	12.8	48	6.7	3	0.4
13:00	738	9	1.2	599	81.2	86	11.7	38	5.2	6	0.8
14:00	635	10	1.6	489	77.0	97	15.3	38	6.0	1	0.2
15:00	576	8	1.4	487	84.6	57	9.9	18	3.1	6	1.0
16:00	648	5	0.8	555	85.7	69	10.7	18	2.8	1	0.2
17:00	656	2	0.3	581	88.6	55	8.4	17	2.6	1	0.2
18:00	712	7	1.0	629	88.3	49	6.9	25	3.5	2	0.3
19:00	543	2	0.4	492	90.6	31	5.7	17	3.1	1	0.2
20:00	318	4	1.3	274	86.2	20	6.3	19	6.0	1	0.3
21:00	255	1	0.4	223	87.5	20	7.8	10	3.9	1	0.4
22:00	194	1	0.5	161	83.0	22	11.3	9	4.6	1	0.5
23:00	153	0	0.0	128	83.7	14	9.2	10	6.5	1	0.7
12H,7-19	8442	107	1.3	6946	82.3	880	10.4	461	5.5	48	0.6
16H,6-22	10430	120	1.2	8610	82.6	1087	10.4	559	5.4	54	0.5
18H,6-24	10777	121	1.1	8899	82.6	1123	10.4	578	5.4	56	0.5
24H,0-24	11529	129	1.1	9416	81.7	1224	10.6	689	6.0	71	0.6

12835 OXFORDSHIRE Site No: 12835019 Location Site 19 - A40 Northern By-Pass, Oxford
 Wed 08-Nov-23 to Tue 21-Nov-23 Channel: Eastbound

TIME PERIOD	TOTAL VEHICLES	MOTOR-CYCLES	MOTOR-CYCLES%	CARS	CARS %	LGV	LGV %	HGV	HGV %	BUS	BUS %
Sat 11-Nov-23											
00:00	100	0	0.0	79	79.0	11	11.0	10	10.0	0	0.0
01:00	76	0	0.0	54	71.1	12	15.8	10	13.2	0	0.0
02:00	58	1	1.7	39	67.2	7	12.1	10	17.2	1	1.7
03:00	60	2	3.3	40	66.7	7	11.7	11	18.3	0	0.0
04:00	74	0	0.0	58	78.4	13	17.6	1	1.4	2	2.7
05:00	147	0	0.0	115	78.2	19	12.9	11	7.5	2	1.4
06:00	300	1	0.3	239	79.7	47	15.7	13	4.3	0	0.0
07:00	431	1	0.2	376	87.2	39	9.1	12	2.8	3	0.7
08:00	806	5	0.6	753	93.4	35	4.3	13	1.6	0	0.0
09:00	929	5	0.5	843	90.7	53	5.7	27	2.9	1	0.1
10:00	820	5	0.6	746	91.0	52	6.3	14	1.7	3	0.4
11:00	795	8	1.0	735	92.5	41	5.2	10	1.3	1	0.1
12:00	755	9	1.2	688	91.1	40	5.3	18	2.4	0	0.0
13:00	781	4	0.5	702	89.9	64	8.2	11	1.4	0	0.0
14:00	694	8	1.2	622	89.6	48	6.9	14	2.0	2	0.3
15:00	727	7	1.0	658	90.5	46	6.3	16	2.2	0	0.0
16:00	700	3	0.4	647	92.4	37	5.3	13	1.9	0	0.0
17:00	782	1	0.1	716	91.6	47	6.0	16	2.1	2	0.3
18:00	572	6	1.1	514	89.9	39	6.8	10	1.8	3	0.5
19:00	437	4	0.9	393	89.9	29	6.6	11	2.5	0	0.0
20:00	282	1	0.4	261	92.6	13	4.6	7	2.5	0	0.0
21:00	205	0	0.0	184	89.8	16	7.8	5	2.4	0	0.0
22:00	167	2	1.2	144	86.2	15	9.0	5	3.0	1	0.6
23:00	147	1	0.7	132	89.8	7	4.8	7	4.8	0	0.0
12H,7-19	8792	62	0.7	8000	91.0	541	6.2	174	2.0	15	0.2
16H,6-22	10016	68	0.7	9077	90.6	646	6.5	210	2.1	15	0.2
18H,6-24	10330	71	0.7	9353	90.5	668	6.5	222	2.2	16	0.2
24H,0-24	10845	74	0.7	9738	89.8	737	6.8	275	2.5	21	0.2

12835 OXFORDSHIRE Site No: 12835019 Location Site 19 - A40 Northern By-Pass, Oxford
 Wed 08-Nov-23 to Tue 21-Nov-23 Channel: Eastbound

TIME PERIOD	TOTAL VEHICLES	MOTOR-CYCLES	MOTOR-CYCLES%	CARS	CARS %	LGV	LGV %	HGV	HGV %	BUS	BUS %
Sun 12-Nov-23											
00:00	99	0	0.0	81	81.8	9	9.1	8	8.1	1	1.0
01:00	71	0	0.0	57	80.3	10	14.1	3	4.2	1	1.4
02:00	57	2	3.5	37	64.9	9	15.8	9	15.8	0	0.0
03:00	51	1	2.0	37	72.6	5	9.8	6	11.8	2	3.9
04:00	55	0	0.0	45	81.8	5	9.1	5	9.1	0	0.0
05:00	102	0	0.0	84	82.4	12	11.8	5	4.9	1	1.0
06:00	186	3	1.6	159	85.5	17	9.1	7	3.8	0	0.0
07:00	285	1	0.4	256	89.8	22	7.7	4	1.4	2	0.7
08:00	441	5	1.1	396	89.8	30	6.8	8	1.8	2	0.5
09:00	780	3	0.4	712	91.3	47	6.0	15	1.9	3	0.4
10:00	947	3	0.3	885	93.5	46	4.9	11	1.2	2	0.2
11:00	877	3	0.3	808	92.1	50	5.7	16	1.8	0	0.0
12:00	753	5	0.7	702	93.2	32	4.3	14	1.9	0	0.0
13:00	734	6	0.8	673	91.7	41	5.6	13	1.8	1	0.1
14:00	790	1	0.1	732	92.7	40	5.1	16	2.0	1	0.1
15:00	841	3	0.4	783	93.1	40	4.8	13	1.6	2	0.2
16:00	730	2	0.3	679	93.0	33	4.5	15	2.1	1	0.1
17:00	665	2	0.3	623	93.7	31	4.7	9	1.4	0	0.0
18:00	629	3	0.5	565	89.8	45	7.2	13	2.1	3	0.5
19:00	514	1	0.2	462	89.9	36	7.0	14	2.7	1	0.2
20:00	384	1	0.3	346	90.1	27	7.0	10	2.6	0	0.0
21:00	239	3	1.3	211	88.3	18	7.5	7	2.9	0	0.0
22:00	100	0	0.0	86	86.0	6	6.0	8	8.0	0	0.0
23:00	78	1	1.3	60	76.9	8	10.3	8	10.3	1	1.3
12H,7-19	8472	37	0.4	7814	92.2	457	5.4	147	1.7	17	0.2
16H,6-22	9795	45	0.5	8992	91.8	555	5.7	185	1.9	18	0.2
18H,6-24	9973	46	0.5	9138	91.6	569	5.7	201	2.0	19	0.2
24H,0-24	10408	49	0.5	9479	91.1	619	6.0	237	2.3	24	0.2

12835 OXFORDSHIRE Site No: 12835019 Location Site 19 - A40 Northern By-Pass, Oxford
 Wed 08-Nov-23 to Tue 21-Nov-23 Channel: Eastbound

TIME PERIOD	TOTAL VEHICLES	MOTOR-CYCLES	MOTOR-CYCLES%	CARS	CARS %	LGV	LGV %	HGV	HGV %	BUS	BUS %
Mon 13-Nov-23											
00:00	53	0	0.0	40	75.5	6	11.3	5	9.4	2	3.8
01:00	35	1	2.9	21	60.0	6	17.1	6	17.1	1	2.9
02:00	48	1	2.1	36	75.0	8	16.7	3	6.3	0	0.0
03:00	59	1	1.7	39	66.1	10	17.0	8	13.6	1	1.7
04:00	135	1	0.7	90	66.7	18	13.3	26	19.3	0	0.0
05:00	413	7	1.7	300	72.6	57	13.8	42	10.2	7	1.7
06:00	891	9	1.0	687	77.1	115	12.9	73	8.2	7	0.8
07:00	924	18	2.0	778	84.2	64	6.9	58	6.3	6	0.7
08:00	618	11	1.8	505	81.7	46	7.4	53	8.6	3	0.5
09:00	722	10	1.4	581	80.5	80	11.1	49	6.8	2	0.3
10:00	631	3	0.5	483	76.6	89	14.1	50	7.9	6	1.0
11:00	707	11	1.6	554	78.4	82	11.6	50	7.1	10	1.4
12:00	678	11	1.6	527	77.7	81	12.0	56	8.3	3	0.4
13:00	569	6	1.1	431	75.8	92	16.2	36	6.3	4	0.7
14:00	669	10	1.5	523	78.2	84	12.6	44	6.6	8	1.2
15:00	631	12	1.9	508	80.5	79	12.5	27	4.3	5	0.8
16:00	643	6	0.9	514	79.9	92	14.3	26	4.0	5	0.8
17:00	745	5	0.7	643	86.3	68	9.1	26	3.5	3	0.4
18:00	603	5	0.8	533	88.4	43	7.1	21	3.5	1	0.2
19:00	400	5	1.3	339	84.8	28	7.0	24	6.0	4	1.0
20:00	287	2	0.7	237	82.6	25	8.7	21	7.3	2	0.7
21:00	181	0	0.0	157	86.7	14	7.7	9	5.0	1	0.6
22:00	145	3	2.1	113	77.9	15	10.3	12	8.3	2	1.4
23:00	55	0	0.0	40	72.7	6	10.9	9	16.4	0	0.0
12H,7-19	8140	108	1.3	6580	80.8	900	11.1	496	6.1	56	0.7
16H,6-22	9899	124	1.3	8000	80.8	1082	10.9	623	6.3	70	0.7
18H,6-24	10099	127	1.3	8153	80.7	1103	10.9	644	6.4	72	0.7
24H,0-24	10842	138	1.3	8679	80.1	1208	11.1	734	6.8	83	0.8

12835 OXFORDSHIRE Site No: 12835019 Location Site 19 - A40 Northern By-Pass, Oxford
 Wed 08-Nov-23 to Tue 21-Nov-23 Channel: Eastbound

TIME PERIOD	TOTAL VEHICLES	MOTOR-CYCLES	MOTOR-CYCLES%	CARS	CARS %	LGV	LGV %	HGV	HGV %	BUS	BUS %
Tue 14-Nov-23											
00:00	54	1	1.9	31	57.4	6	11.1	16	29.6	0	0.0
01:00	28	0	0.0	11	39.3	5	17.9	12	42.9	0	0.0
02:00	39	0	0.0	16	41.0	10	25.6	12	30.8	1	2.6
03:00	70	0	0.0	38	54.3	14	20.0	15	21.4	3	4.3
04:00	139	3	2.2	91	65.5	17	12.2	22	15.8	6	4.3
05:00	417	4	1.0	308	73.9	60	14.4	37	8.9	8	1.9
06:00	920	5	0.5	758	82.4	98	10.7	53	5.8	6	0.7
07:00	906	15	1.7	771	85.1	60	6.6	59	6.5	1	0.1
08:00	756	14	1.9	627	82.9	57	7.5	54	7.1	4	0.5
09:00	786	13	1.7	610	77.6	86	10.9	66	8.4	11	1.4
10:00	654	7	1.1	514	78.6	81	12.4	49	7.5	3	0.5
11:00	659	3	0.5	508	77.1	87	13.2	56	8.5	5	0.8
12:00	657	4	0.6	479	72.9	105	16.0	63	9.6	6	0.9
13:00	608	4	0.7	475	78.1	82	13.5	44	7.2	3	0.5
14:00	721	10	1.4	553	76.7	106	14.7	49	6.8	3	0.4
15:00	627	7	1.1	502	80.1	74	11.8	36	5.7	8	1.3
16:00	540	6	1.1	452	83.7	57	10.6	21	3.9	4	0.7
17:00	619	3	0.5	529	85.5	61	9.9	22	3.6	4	0.7
18:00	577	5	0.9	502	87.0	45	7.8	24	4.2	1	0.2
19:00	408	1	0.3	346	84.8	32	7.8	29	7.1	0	0.0
20:00	264	1	0.4	231	87.5	16	6.1	14	5.3	2	0.8
21:00	206	4	1.9	169	82.0	16	7.8	16	7.8	1	0.5
22:00	145	1	0.7	128	88.3	8	5.5	8	5.5	0	0.0
23:00	56	1	1.8	40	71.4	5	8.9	9	16.1	1	1.8
12H,7-19	8110	91	1.1	6522	80.4	901	11.1	543	6.7	53	0.7
16H,6-22	9908	102	1.0	8026	81.0	1063	10.7	655	6.6	62	0.6
18H,6-24	10109	104	1.0	8194	81.1	1076	10.6	672	6.7	63	0.6
24H,0-24	10856	112	1.0	8689	80.0	1188	10.9	786	7.2	81	0.8

12835 OXFORDSHIRE Site No: 12835019 Location Site 19 - A40 Northern By-Pass, Oxford
 Wed 08-Nov-23 to Tue 21-Nov-23 Channel: Eastbound

TIME PERIOD	TOTAL VEHICLES	MOTOR-CYCLES	MOTOR-CYCLES%	CARS	CARS %	LGV	LGV %	HGV	HGV %	BUS	BUS %
Wed 15-Nov-23											
00:00	42	0	0.0	26	61.9	7	16.7	9	21.4	0	0.0
01:00	44	0	0.0	19	43.2	11	25.0	13	29.6	1	2.3
02:00	31	0	0.0	11	35.5	11	35.5	9	29.0	0	0.0
03:00	45	0	0.0	25	55.6	8	17.8	9	20.0	3	6.7
04:00	113	0	0.0	73	64.6	15	13.3	20	17.7	5	4.4
05:00	383	5	1.3	275	71.8	51	13.3	44	11.5	8	2.1
06:00	941	9	1.0	744	79.1	116	12.3	68	7.2	4	0.4
07:00	938	18	1.9	775	82.6	83	8.9	60	6.4	2	0.2
08:00	718	14	2.0	579	80.6	61	8.5	53	7.4	11	1.5
09:00	818	14	1.7	651	79.6	85	10.4	58	7.1	10	1.2
10:00	649	7	1.1	501	77.2	79	12.2	57	8.8	5	0.8
11:00	658	10	1.5	488	74.2	101	15.4	54	8.2	5	0.8
12:00	658	3	0.5	489	74.3	99	15.1	64	9.7	3	0.5
13:00	684	10	1.5	505	73.8	108	15.8	56	8.2	5	0.7
14:00	537	10	1.9	418	77.8	71	13.2	37	6.9	1	0.2
15:00	745	16	2.2	596	80.0	95	12.8	34	4.6	4	0.5
16:00	644	10	1.6	526	81.7	81	12.6	25	3.9	2	0.3
17:00	638	6	0.9	558	87.5	56	8.8	17	2.7	1	0.2
18:00	598	9	1.5	519	86.8	45	7.5	23	3.9	2	0.3
19:00	457	2	0.4	397	86.9	36	7.9	22	4.8	0	0.0
20:00	314	3	1.0	255	81.2	33	10.5	21	6.7	2	0.6
21:00	197	1	0.5	163	82.7	15	7.6	15	7.6	3	1.5
22:00	176	1	0.6	151	85.8	17	9.7	7	4.0	0	0.0
23:00	112	1	0.9	85	75.9	12	10.7	13	11.6	1	0.9
12H,7-19	8285	127	1.5	6605	79.7	964	11.6	538	6.5	51	0.6
16H,6-22	10194	142	1.4	8164	80.1	1164	11.4	664	6.5	60	0.6
18H,6-24	10482	144	1.4	8400	80.1	1193	11.4	684	6.5	61	0.6
24H,0-24	11140	149	1.3	8829	79.3	1296	11.6	788	7.1	78	0.7

12835 OXFORDSHIRE Site No: 12835019 Location Site 19 - A40 Northern By-Pass, Oxford
 Wed 08-Nov-23 to Tue 21-Nov-23 Channel: Eastbound

TIME PERIOD	TOTAL VEHICLES	MOTOR-CYCLES	MOTOR-CYCLES%	CARS	CARS %	LGV	LGV %	HGV	HGV %	BUS	BUS %
Thu 16-Nov-23											
00:00	67	1	1.5	43	64.2	11	16.4	12	17.9	0	0.0
01:00	43	0	0.0	23	53.5	11	25.6	7	16.3	2	4.7
02:00	39	0	0.0	21	53.9	8	20.5	9	23.1	1	2.6
03:00	67	1	1.5	38	56.7	10	14.9	15	22.4	3	4.5
04:00	104	0	0.0	66	63.5	19	18.3	14	13.5	5	4.8
05:00	404	8	2.0	290	71.8	56	13.9	43	10.6	7	1.7
06:00	934	5	0.5	739	79.1	126	13.5	51	5.5	13	1.4
07:00	913	19	2.1	771	84.5	62	6.8	53	5.8	8	0.9
08:00	678	12	1.8	532	78.5	64	9.4	65	9.6	5	0.7
09:00	733	14	1.9	575	78.4	85	11.6	54	7.4	5	0.7
10:00	730	5	0.7	575	78.8	102	14.0	43	5.9	5	0.7
11:00	730	6	0.8	568	77.8	112	15.3	39	5.3	5	0.7
12:00	614	10	1.6	465	75.7	84	13.7	46	7.5	9	1.5
13:00	690	4	0.6	523	75.8	119	17.3	38	5.5	6	0.9
14:00	689	8	1.2	535	77.7	89	12.9	49	7.1	8	1.2
15:00	678	12	1.8	534	78.8	86	12.7	41	6.1	5	0.7
16:00	673	5	0.7	549	81.6	84	12.5	31	4.6	4	0.6
17:00	657	3	0.5	571	86.9	64	9.7	17	2.6	2	0.3
18:00	252	5	2.0	221	87.7	16	6.4	10	4.0	0	0.0
19:00	480	4	0.8	420	87.5	31	6.5	24	5.0	1	0.2
20:00	338	0	0.0	293	86.7	20	5.9	23	6.8	2	0.6
21:00	228	4	1.8	175	76.8	33	14.5	13	5.7	3	1.3
22:00	182	2	1.1	160	87.9	12	6.6	8	4.4	0	0.0
23:00	100	2	2.0	73	73.0	8	8.0	17	17.0	0	0.0
12H,7-19	8037	103	1.3	6419	79.9	967	12.0	486	6.1	62	0.8
16H,6-22	10017	116	1.2	8046	80.3	1177	11.8	597	6.0	81	0.8
18H,6-24	10299	120	1.2	8279	80.4	1197	11.6	622	6.0	81	0.8
24H,0-24	11023	130	1.2	8760	79.5	1312	11.9	722	6.6	99	0.9

12835 OXFORDSHIRE Site No: 12835019 Location Site 19 - A40 Northern By-Pass, Oxford
 Wed 08-Nov-23 to Tue 21-Nov-23 Channel: Eastbound

TIME PERIOD	TOTAL VEHICLES	MOTOR-CYCLES	MOTOR-CYCLES%	CARS	CARS %	LGV	LGV %	HGV	HGV %	BUS	BUS %
Fri 17-Nov-23											
00:00	73	0	0.0	50	68.5	7	9.6	13	17.8	3	4.1
01:00	52	0	0.0	30	57.7	8	15.4	13	25.0	1	1.9
02:00	50	2	4.0	31	62.0	12	24.0	3	6.0	2	4.0
03:00	84	2	2.4	56	66.7	8	9.5	15	17.9	3	3.6
04:00	101	2	2.0	60	59.4	20	19.8	16	15.8	3	3.0
05:00	308	4	1.3	205	66.6	56	18.2	38	12.3	5	1.6
06:00	855	11	1.3	665	77.8	120	14.0	50	5.9	9	1.1
07:00	943	15	1.6	778	82.5	80	8.5	62	6.6	8	0.9
08:00	642	9	1.4	516	80.4	79	12.3	34	5.3	4	0.6
09:00	810	10	1.2	653	80.6	93	11.5	50	6.2	4	0.5
10:00	782	12	1.5	624	79.8	86	11.0	55	7.0	5	0.6
11:00	730	14	1.9	587	80.4	81	11.1	41	5.6	7	1.0
12:00	715	16	2.2	571	79.9	90	12.6	33	4.6	5	0.7
13:00	716	9	1.3	589	82.3	78	10.9	37	5.2	3	0.4
14:00	649	8	1.2	546	84.1	66	10.2	26	4.0	3	0.5
15:00	698	6	0.9	567	81.2	87	12.5	31	4.4	7	1.0
16:00	697	6	0.9	597	85.7	66	9.5	23	3.3	5	0.7
17:00	692	8	1.2	612	88.4	48	6.9	21	3.0	3	0.4
18:00	697	4	0.6	624	89.5	40	5.7	28	4.0	1	0.1
19:00	513	1	0.2	464	90.5	27	5.3	18	3.5	3	0.6
20:00	267	2	0.8	222	83.2	23	8.6	20	7.5	0	0.0
21:00	202	1	0.5	177	87.6	9	4.5	13	6.4	2	1.0
22:00	167	0	0.0	143	85.6	15	9.0	7	4.2	2	1.2
23:00	116	2	1.7	99	85.3	8	6.9	7	6.0	0	0.0
12H,7-19	8771	117	1.3	7264	82.8	894	10.2	441	5.0	55	0.6
16H,6-22	10608	132	1.2	8792	82.9	1073	10.1	542	5.1	69	0.7
18H,6-24	10891	134	1.2	9034	83.0	1096	10.1	556	5.1	71	0.7
24H,0-24	11559	144	1.3	9466	81.9	1207	10.4	654	5.7	88	0.8

12835		OXFORDSHIRE		Site No: 12835019		Location		Site 19 - A40 Northern By-Pass, Oxford			
Wed 08-Nov-23 to Tue 21-Nov-23				Channel: Eastbound							
TIME PERIOD	TOTAL VEHICLES	MOTOR-CYCLES	MOTOR-CYCLES%	CARS	CARS %	LGV	LGV %	HGV	HGV %	BUS	BUS %
Sat 18-Nov-23											
00:00	71	1	1.4	55	77.5	7	9.9	8	11.3	0	0.0
01:00	53	0	0.0	35	66.0	10	18.9	7	13.2	1	1.9
02:00	62	0	0.0	47	75.8	8	12.9	5	8.1	2	3.2
03:00	52	3	5.8	36	69.2	6	11.5	7	13.5	0	0.0
04:00	95	0	0.0	66	69.5	14	14.7	8	8.4	7	7.4
05:00	133	1	0.8	104	78.2	14	10.5	12	9.0	2	1.5
06:00	268	2	0.8	228	85.1	27	10.1	10	3.7	1	0.4
07:00	459	2	0.4	392	85.4	50	10.9	11	2.4	4	0.9
08:00	765	1	0.1	694	90.7	49	6.4	17	2.2	4	0.5
09:00	906	1	0.1	837	92.4	41	4.5	25	2.8	2	0.2
10:00	800	1	0.1	743	92.9	42	5.3	11	1.4	3	0.4
11:00	777	2	0.3	711	91.5	43	5.5	19	2.5	2	0.3
12:00	739	5	0.7	670	90.7	37	5.0	26	3.5	1	0.1
13:00	558	3	0.5	499	89.4	30	5.4	26	4.7	0	0.0
14:00	629	8	1.3	583	92.7	31	4.9	6	1.0	1	0.2
15:00	697	1	0.1	634	91.0	51	7.3	10	1.4	1	0.1
16:00	686	5	0.7	625	91.1	35	5.1	21	3.1	0	0.0
17:00	718	2	0.3	650	90.5	44	6.1	19	2.7	3	0.4
18:00	624	3	0.5	565	90.5	38	6.1	15	2.4	3	0.5
19:00	445	2	0.5	404	90.8	26	5.8	10	2.3	3	0.7
20:00	289	3	1.0	262	90.7	13	4.5	11	3.8	0	0.0
21:00	241	3	1.2	209	86.7	23	9.5	6	2.5	0	0.0
22:00	203	1	0.5	185	91.1	13	6.4	3	1.5	1	0.5
23:00	149	1	0.7	130	87.3	14	9.4	4	2.7	0	0.0
12H,7-19	8358	34	0.4	7603	91.0	491	5.9	206	2.5	24	0.3
16H,6-22	9601	44	0.5	8706	90.7	580	6.0	243	2.5	28	0.3
18H,6-24	9953	46	0.5	9021	90.6	607	6.1	250	2.5	29	0.3
24H,0-24	10419	51	0.5	9364	89.9	666	6.4	297	2.9	41	0.4

12835 OXFORDSHIRE Site No: 12835019 Location Site 19 - A40 Northern By-Pass, Oxford
 Wed 08-Nov-23 to Tue 21-Nov-23 Channel: Eastbound

TIME PERIOD	TOTAL VEHICLES	MOTOR-CYCLES	MOTOR-CYCLES%	CARS	CARS %	LGV	LGV %	HGV	HGV %	BUS	BUS %
Sun 19-Nov-23											
00:00	96	4	4.2	81	84.4	7	7.3	4	4.2	0	0.0
01:00	87	1	1.2	68	78.2	12	13.8	6	6.9	0	0.0
02:00	62	0	0.0	53	85.5	3	4.8	6	9.7	0	0.0
03:00	40	2	5.0	27	67.5	4	10.0	6	15.0	1	2.5
04:00	63	0	0.0	54	85.7	2	3.2	7	11.1	0	0.0
05:00	103	0	0.0	92	89.3	8	7.8	3	2.9	0	0.0
06:00	178	0	0.0	159	89.3	11	6.2	8	4.5	0	0.0
07:00	285	4	1.4	238	83.5	32	11.2	8	2.8	3	1.1
08:00	510	3	0.6	460	90.2	33	6.5	13	2.6	1	0.2
09:00	834	0	0.0	766	91.9	43	5.2	23	2.8	2	0.2
10:00	906	3	0.3	840	92.7	45	5.0	17	1.9	1	0.1
11:00	905	3	0.3	852	94.1	36	4.0	14	1.6	0	0.0
12:00	777	3	0.4	714	91.9	31	4.0	24	3.1	5	0.6
13:00	749	3	0.4	693	92.5	37	4.9	16	2.1	0	0.0
14:00	811	4	0.5	745	91.9	37	4.6	24	3.0	1	0.1
15:00	728	4	0.6	659	90.5	44	6.0	20	2.8	1	0.1
16:00	867	0	0.0	806	93.0	37	4.3	23	2.7	1	0.1
17:00	785	5	0.6	712	90.7	33	4.2	33	4.2	2	0.3
18:00	764	3	0.4	681	89.1	50	6.5	25	3.3	5	0.7
19:00	604	2	0.3	558	92.4	29	4.8	12	2.0	3	0.5
20:00	373	1	0.3	339	90.9	25	6.7	8	2.1	0	0.0
21:00	249	1	0.4	230	92.4	13	5.2	4	1.6	1	0.4
22:00	131	2	1.5	112	85.5	8	6.1	9	6.9	0	0.0
23:00	86	3	3.5	65	75.6	8	9.3	9	10.5	1	1.2
12H,7-19	8921	35	0.4	8166	91.5	458	5.1	240	2.7	22	0.3
16H,6-22	10325	39	0.4	9452	91.5	536	5.2	272	2.6	26	0.3
18H,6-24	10542	44	0.4	9629	91.3	552	5.2	290	2.8	27	0.3
24H,0-24	10993	51	0.5	10004	91.0	588	5.4	322	2.9	28	0.3

12835 OXFORDSHIRE Site No: 12835019 Location Site 19 - A40 Northern By-Pass, Oxford
 Wed 08-Nov-23 to Tue 21-Nov-23 Channel: Eastbound

TIME PERIOD	TOTAL VEHICLES	MOTOR-CYCLES	MOTOR-CYCLES%	CARS	CARS %	LGV	LGV %	HGV	HGV %	BUS	BUS %
Mon 20-Nov-23											
00:00	42	0	0.0	33	78.6	5	11.9	4	9.5	0	0.0
01:00	43	0	0.0	24	55.8	8	18.6	11	25.6	0	0.0
02:00	37	1	2.7	28	75.7	3	8.1	5	13.5	0	0.0
03:00	65	1	1.5	44	67.7	10	15.4	9	13.9	1	1.5
04:00	102	1	1.0	71	69.6	11	10.8	16	15.7	3	2.9
05:00	1	0	0.0	0	0.0	0	0.0	1	100.0	0	0.0
06:00	0	0	-	0	-	0	-	0	-	0	-
07:00	0	0	-	0	-	0	-	0	-	0	-
08:00	0	0	-	0	-	0	-	0	-	0	-
09:00	0	0	-	0	-	0	-	0	-	0	-
10:00	0	0	-	0	-	0	-	0	-	0	-
11:00	0	0	-	0	-	0	-	0	-	0	-
12:00	0	0	-	0	-	0	-	0	-	0	-
13:00	0	0	-	0	-	0	-	0	-	0	-
14:00	0	0	-	0	-	0	-	0	-	0	-
15:00	0	0	-	0	-	0	-	0	-	0	-
16:00	0	0	-	0	-	0	-	0	-	0	-
17:00	0	0	-	0	-	0	-	0	-	0	-
18:00	0	0	-	0	-	0	-	0	-	0	-
19:00	0	0	-	0	-	0	-	0	-	0	-
20:00	0	0	-	0	-	0	-	0	-	0	-
21:00	0	0	-	0	-	0	-	0	-	0	-
22:00	0	0	-	0	-	0	-	0	-	0	-
23:00	0	0	-	0	-	0	-	0	-	0	-
12H,7-19	0	0	-	0	-	0	-	0	-	0	-
16H,6-22	0	0	-	0	-	0	-	0	-	0	-
18H,6-24	0	0	-	0	-	0	-	0	-	0	-
24H,0-24	290	3	1.0	200	69.0	37	12.8	46	15.9	4	1.4

12835 OXFORDSHIRE Site No: 12835019 Location Site 19 - A40 Northern By-Pass, Oxford
 Wed 08-Nov-23 to Tue 21-Nov-23 Channel: Eastbound

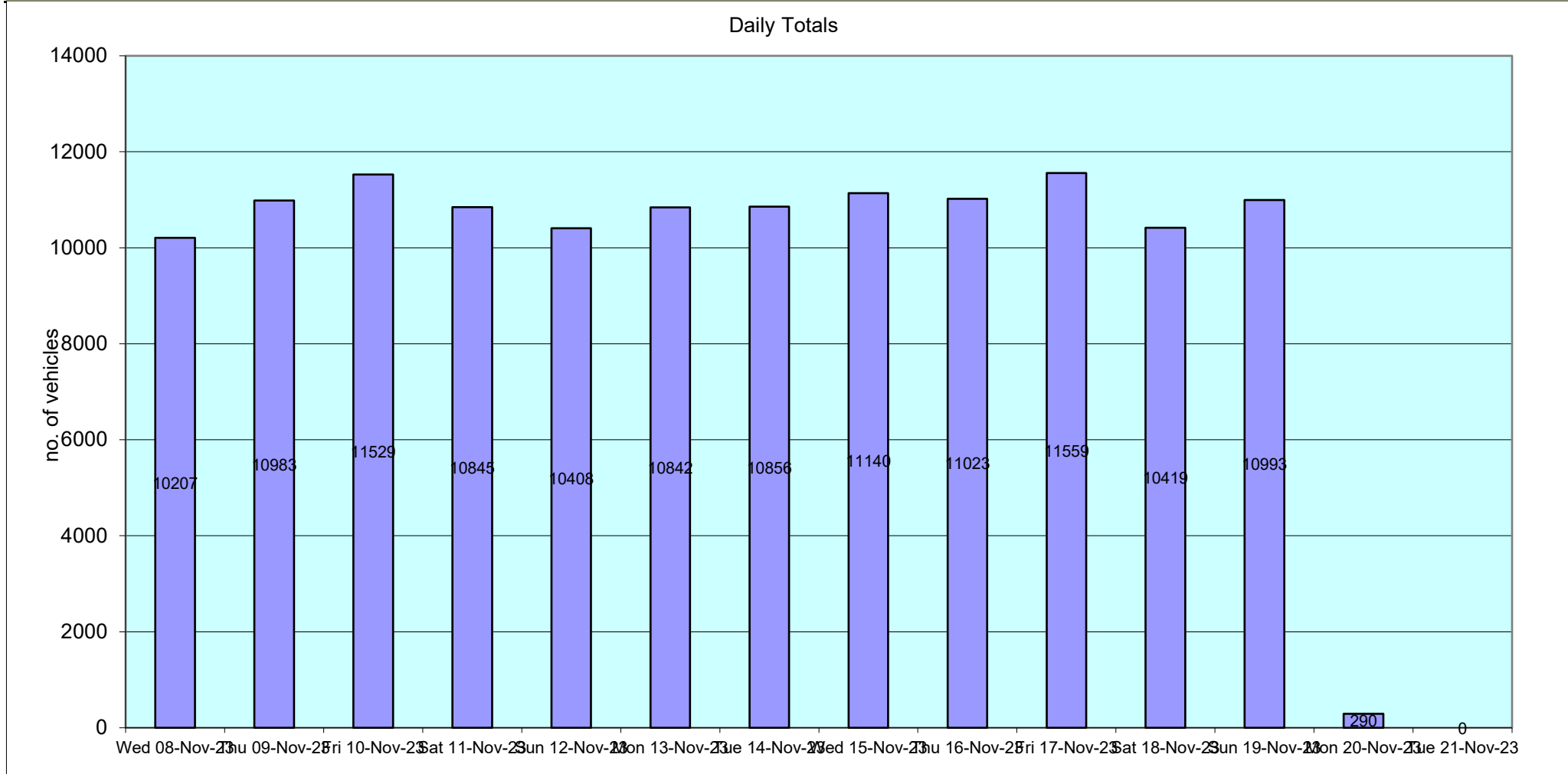
TIME PERIOD	TOTAL VEHICLES	MOTOR-CYCLES	MOTOR-CYCLES%	CARS	CARS %	LGV	LGV %	HGV	HGV %	BUS	BUS %
Tue 21-Nov-23											
00:00	0	0	-	0	-	0	-	0	-	0	-
01:00	0	0	-	0	-	0	-	0	-	0	-
02:00	0	0	-	0	-	0	-	0	-	0	-
03:00	0	0	-	0	-	0	-	0	-	0	-
04:00	0	0	-	0	-	0	-	0	-	0	-
05:00	0	0	-	0	-	0	-	0	-	0	-
06:00	0	0	-	0	-	0	-	0	-	0	-
07:00	0	0	-	0	-	0	-	0	-	0	-
08:00	0	0	-	0	-	0	-	0	-	0	-
09:00	0	0	-	0	-	0	-	0	-	0	-
10:00	0	0	-	0	-	0	-	0	-	0	-
11:00	0	0	-	0	-	0	-	0	-	0	-
12:00	0	0	-	0	-	0	-	0	-	0	-
13:00	0	0	-	0	-	0	-	0	-	0	-
14:00	0	0	-	0	-	0	-	0	-	0	-
15:00	0	0	-	0	-	0	-	0	-	0	-
16:00	0	0	-	0	-	0	-	0	-	0	-
17:00	0	0	-	0	-	0	-	0	-	0	-
18:00	0	0	-	0	-	0	-	0	-	0	-
19:00	0	0	-	0	-	0	-	0	-	0	-
20:00	0	0	-	0	-	0	-	0	-	0	-
21:00	0	0	-	0	-	0	-	0	-	0	-
22:00	0	0	-	0	-	0	-	0	-	0	-
23:00	0	0	-	0	-	0	-	0	-	0	-
12H,7-19	0	0	-	0	-	0	-	0	-	0	-
16H,6-22	0	0	-	0	-	0	-	0	-	0	-
18H,6-24	0	0	-	0	-	0	-	0	-	0	-
24H,0-24	0	0	-	0	-	0	-	0	-	0	-

12835 OXFORDSHIRE Site No: 12835019 Location Site 19 - A40 Northern By-Pass, Oxford
 Wed 08-Nov-23 to Tue 21-Nov-23 Channel: Eastbound

TIME PERIOD	TOTAL VEHICLES	MOTOR-CYCLES	MOTOR-CYCLES%	CARS	CARS %	LGV	LGV %	HGV	HGV %	BUS	BUS %
Daily Totals											
Wed 08-Nov-23	10207	135	1.3	8143	79.8	1177	11.5	662	6.5	90	0.9
Thu 09-Nov-23	10983	170	1.6	8846	80.5	1198	10.9	680	6.2	89	0.8
Fri 10-Nov-23	11529	129	1.1	9416	81.7	1224	10.6	689	6.0	71	0.6
Sat 11-Nov-23	10845	74	0.7	9738	89.8	737	6.8	275	2.5	21	0.2
Sun 12-Nov-23	10408	49	0.5	9479	91.1	619	6.0	237	2.3	24	0.2
Mon 13-Nov-23	10842	138	1.3	8679	80.1	1208	11.1	734	6.8	83	0.8
Tue 14-Nov-23	10856	112	1.0	8689	80.0	1188	10.9	786	7.2	81	0.8
Wed 15-Nov-23	11140	149	1.3	8829	79.3	1296	11.6	788	7.1	78	0.7
Thu 16-Nov-23	11023	130	1.2	8760	79.5	1312	11.9	722	6.6	99	0.9
Fri 17-Nov-23	11559	144	1.3	9466	81.9	1207	10.4	654	5.7	88	0.8
Sat 18-Nov-23	10419	51	0.5	9364	89.9	666	6.4	297	2.9	41	0.4
Sun 19-Nov-23	10993	51	0.5	10004	91.0	588	5.4	322	2.9	28	0.3
Mon 20-Nov-23	290	3	1.0	200	69.0	37	12.8	46	15.9	4	1.4
Tue 21-Nov-23	0	0	-	0	-	0	-	0	-	0	-

12835 OXFORDSHIRE Site No: 12835019 Location Site 19 - A40 Northern By-Pass, Oxford
 Wed 08-Nov-23 to Tue 21-Nov-23 Channel: Eastbound

TIME PERIOD	TOTAL VEHICLES	MOTOR-CYCLES	MOTOR-CYCLES%	CARS	CARS %	LGV	LGV %	HGV	HGV %	BUS	BUS %
Total Vehicles											
[-]	131094	1335	1.0	109613	82.6	12457	9.7	6892	6.0	797	0.7



12835 OXFORDSHIRE Site No: 12835019 Location Site 19 - A40 Northern By-Pass, Oxford
 Wed 08-Nov-23 to Tue 21-Nov-23 Channel: Eastbound

Time Period	Total Vehicles	85%ile Speed	Mean Speed	Stand Dev.	<11Mph	11-<21	21-<31	31-<41	41-<46	46-<51	51-<56	56-<61	61-<66	66-<71	71-<76	=>76
Wed 08-Nov-23																
00:00	41	63.8	57.3	8.4	0	0	0	1	0	5	15	10	6	1	0	3
01:00	45	64.8	56.3	8.3	0	0	0	0	2	14	8	7	9	3	1	1
02:00	41	64.4	56.1	8.9	0	0	0	1	0	12	11	7	5	2	1	2
03:00	72	62.9	56.6	7.3	0	0	0	0	4	9	23	22	7	3	3	1
04:00	118	62.7	56.8	6.9	0	0	0	0	2	22	29	42	14	4	3	2
05:00	384	57	50.7	6.7	0	0	0	18	67	107	122	60	4	2	2	2
06:00	876	47.1	36.9	11	45	44	52	425	154	114	28	7	5	1	1	0
07:00	810	27.4	19.3	7.4	76	455	245	27	4	1	1	1	0	0	0	0
08:00	491	18.1	12.7	5.3	243	244	2	0	0	0	0	1	1	0	0	0
09:00	725	39.4	27.4	11.8	93	124	199	238	33	29	6	2	0	1	0	0
10:00	648	53.8	45.2	11.5	7	60	0	30	132	251	124	39	3	2	0	0
11:00	654	54.7	49.7	5.4	0	0	0	17	114	280	197	34	4	5	3	0
12:00	664	54.3	48.5	5.5	0	0	0	31	182	239	170	36	6	0	0	0
13:00	661	54.8	48.9	5.6	0	0	0	29	157	268	142	58	7	0	0	0
14:00	683	54.6	48.5	6.3	0	2	3	41	141	302	125	59	8	2	0	0
15:00	646	53.8	47.3	6.7	0	1	7	68	169	230	133	33	3	1	0	1
16:00	544	53.9	47	6.8	0	3	0	66	159	187	82	42	4	1	0	0
17:00	487	48.9	42.7	6.1	1	0	0	161	196	95	30	4	0	0	0	0
18:00	471	52.4	46.3	6.5	0	2	0	59	168	149	76	12	3	1	0	1
19:00	418	54.9	48.5	6.6	0	0	0	40	85	165	84	35	6	1	1	1
20:00	292	58.8	52.8	6	0	0	0	2	32	75	106	58	14	4	0	1
21:00	172	60.3	54.5	6.2	0	0	0	1	5	46	57	43	13	5	1	1
22:00	178	61.6	54.7	6.3	0	0	0	0	8	41	67	32	24	4	1	1
23:00	86	63.9	54.6	8.7	0	0	0	5	5	22	17	15	15	5	2	0
12H,7-19	7484	52.6	40.1	14.4	420	891	456	767	1455	2031	1086	321	39	13	3	2
16H,6-22	9242	53	40.8	14	465	935	508	1235	1731	2431	1361	464	77	24	6	5
18H,6-24	9506	53.4	41.2	14.1	465	935	508	1240	1744	2494	1445	511	116	33	9	6
24H,0-24	10207	54.1	42	14.1	465	935	508	1260	1819	2663	1653	659	161	48	19	17

12835 OXFORDSHIRE Site No: 12835019 Location Site 19 - A40 Northern By-Pass, Oxford
 Wed 08-Nov-23 to Tue 21-Nov-23 Channel: Eastbound

Time Period	Total Vehicles	85%ile Speed	Mean Speed	Stand Dev.	<11Mph	11-<21	21-<31	31-<41	41-<46	46-<51	51-<56	56-<61	61-<66	66-<71	71-<76	=>76
Thu 09-Nov-23																
00:00	45	66.6	56.4	8.2	0	0	0	0	3	7	17	8	2	6	1	1
01:00	57	68.8	58.9	8.2	0	0	0	0	3	2	19	16	3	9	4	1
02:00	51	67.3	57.5	8.7	0	0	0	0	0	16	10	8	7	7	1	2
03:00	66	69.3	59.3	9.5	0	0	0	0	5	8	12	14	12	7	4	4
04:00	140	64.2	56.4	7.7	0	0	0	0	4	32	41	30	18	8	4	3
05:00	409	59.3	53.4	6.3	0	0	0	0	31	118	148	77	18	11	2	4
06:00	944	50.2	42.3	8.8	5	23	32	283	267	229	80	16	7	2	0	0
07:00	989	30.7	23.6	8.1	34	330	490	123	5	2	4	0	1	0	0	0
08:00	525	29.8	17.9	11.3	174	249	26	30	24	19	2	1	0	0	0	0
09:00	752	54.4	48.3	6.3	0	1	5	43	200	269	176	45	9	3	1	0
10:00	710	56	50.5	5.9	0	0	4	21	101	245	233	93	13	0	0	0
11:00	717	55.4	49.5	6.1	0	1	4	23	152	258	196	71	11	1	0	0
12:00	711	55	49.8	5.2	0	0	0	21	101	322	202	58	5	1	1	0
13:00	648	55.8	50.5	6.4	0	0	0	23	90	268	175	58	25	2	5	2
14:00	737	54.6	48.7	5.8	0	0	0	38	190	268	181	45	14	1	0	0
15:00	582	50.9	45.4	6.5	1	0	2	95	220	179	62	17	4	2	0	0
16:00	534	50.9	45.2	6.3	0	0	1	103	192	161	56	18	3	0	0	0
17:00	545	47.6	41.3	6.4	0	0	5	245	191	68	28	6	2	0	0	0
18:00	533	53.2	46.6	6.4	0	0	0	73	182	161	84	27	5	0	1	0
19:00	488	54.5	48.4	6.2	0	0	0	30	145	164	107	29	9	4	0	0
20:00	328	56.5	50.9	5.5	0	0	0	5	51	115	103	46	7	1	0	0
21:00	203	58.5	51.5	6.9	0	0	0	13	16	68	54	42	9	0	0	1
22:00	193	59.4	53.1	6.8	0	0	0	10	5	52	65	46	10	4	0	1
23:00	76	62.7	55.7	7.4	0	0	0	2	3	14	19	23	9	5	1	0
12H,7-19	7983	53.7	42.9	12.6	209	581	537	838	1648	2220	1399	439	92	10	8	2
16H,6-22	9946	53.8	43.5	12	214	604	569	1169	2127	2796	1743	572	124	17	8	3
18H,6-24	10215	54.1	43.8	12	214	604	569	1181	2135	2862	1827	641	143	26	9	4
24H,0-24	10983	54.7	44.6	12.1	214	604	569	1181	2181	3045	2074	794	203	74	25	19

12835 OXFORDSHIRE Site No: 12835019 Location Site 19 - A40 Northern By-Pass, Oxford
 Wed 08-Nov-23 to Tue 21-Nov-23 Channel: Eastbound

Time Period	Total Vehicles	85%ile Speed	Mean Speed	Stand Dev.	<11Mph	11-<21	21-<31	31-<41	41-<46	46-<51	51-<56	56-<61	61-<66	66-<71	71-<76	=>76
Fri 10-Nov-23																
00:00	71	64	56.3	8.2	0	0	0	1	1	19	16	18	8	4	2	2
01:00	58	64.2	56.5	7.9	0	0	0	1	0	14	15	15	6	4	2	1
02:00	48	68.8	58.1	9.2	0	0	0	0	1	9	16	8	3	6	2	3
03:00	99	64.3	56.1	8	0	0	0	0	2	29	29	13	16	2	7	1
04:00	118	65	58.1	8.5	0	0	0	1	6	15	23	39	20	3	5	6
05:00	358	59.8	53.5	6.3	0	0	0	0	26	112	112	71	24	9	3	1
06:00	872	48.8	42.2	6.5	0	0	3	346	305	153	50	9	4	1	1	0
07:00	948	39.8	29.7	9.7	12	180	289	369	72	22	4	0	0	0	0	0
08:00	589	35.8	22.1	11.1	125	189	127	123	17	6	1	1	0	0	0	0
09:00	727	52.1	41.1	12.9	40	25	96	72	148	213	108	21	4	0	0	0
10:00	776	54.1	48.3	5.9	0	0	2	38	214	315	145	48	10	3	1	0
11:00	725	54.9	49.7	5.6	0	0	0	35	110	291	228	47	12	1	1	0
12:00	712	55.3	50.5	5.1	0	0	0	11	90	298	242	59	9	2	0	1
13:00	738	56.4	50.5	5.9	0	0	0	32	110	245	232	106	12	1	0	0
14:00	635	54.6	48.1	6.9	0	1	3	76	116	234	153	44	5	1	2	0
15:00	576	53.2	45.5	8.5	0	5	35	65	171	173	90	29	6	1	1	0
16:00	648	51.5	45.4	6.5	0	0	5	120	208	210	78	25	1	1	0	0
17:00	656	50.1	44	6.4	1	0	5	157	257	169	51	14	2	0	0	0
18:00	712	54.3	47.9	6.3	0	0	0	71	178	252	156	45	10	0	0	0
19:00	543	53.7	47	6.8	0	0	2	74	150	191	81	35	8	1	1	0
20:00	318	58	50.8	6.8	0	0	0	13	50	119	68	49	15	2	0	2
21:00	255	60.1	52.7	7.5	0	0	0	10	32	60	77	45	24	4	1	2
22:00	194	59.8	52.7	7.7	0	0	0	8	29	38	61	37	12	7	0	2
23:00	153	60.8	55.3	6.7	0	0	0	0	12	20	57	42	15	4	0	3
12H,7-19	8442	53.5	43.5	11.6	178	400	562	1169	1691	2428	1488	439	71	10	5	1
16H,6-22	10430	53.6	44	11	178	400	567	1612	2228	2951	1764	577	122	18	8	5
18H,6-24	10777	54	44.3	11.1	178	400	567	1620	2269	3009	1882	656	149	29	8	10
24H,0-24	11529	54.6	45	11.2	178	400	567	1623	2305	3207	2093	820	226	57	29	24

12835 OXFORDSHIRE Site No: 12835019 Location Site 19 - A40 Northern By-Pass, Oxford
 Wed 08-Nov-23 to Tue 21-Nov-23 Channel: Eastbound

Time Period	Total Vehicles	85%ile Speed	Mean Speed	Stand Dev.	<11Mph	11-<21	21-<31	31-<41	41-<46	46-<51	51-<56	56-<61	61-<66	66-<71	71-<76	=>76
Sat 11-Nov-23																
00:00	100	60.6	55.5	6.1	0	0	0	0	2	18	39	28	9	1	2	1
01:00	76	65.1	57.1	7.6	0	0	0	0	1	18	17	19	11	8	0	2
02:00	58	63.9	57.9	7.6	0	0	0	0	1	8	15	19	10	1	1	3
03:00	60	64.5	56.7	9	0	0	0	0	2	14	20	11	5	1	3	4
04:00	74	69	59.7	9.7	0	0	0	4	0	4	13	26	13	4	4	6
05:00	147	65.7	57.9	8.2	0	0	0	0	7	29	20	45	25	12	5	4
06:00	300	60.3	54.5	6.5	0	0	0	3	20	68	74	105	20	7	1	2
07:00	431	60.1	54.9	5.6	0	0	0	0	12	92	144	144	26	10	2	1
08:00	806	57.5	51	6.2	0	0	0	24	132	253	236	129	29	2	1	0
09:00	929	55.6	50.1	5.9	0	0	0	28	173	337	275	88	22	4	1	1
10:00	820	58.1	52	5.9	0	0	0	23	68	252	281	170	21	3	1	1
11:00	795	57.6	51.9	5.6	0	0	0	10	83	253	287	136	20	4	0	2
12:00	755	57.8	52.4	5.5	0	0	0	11	49	240	299	118	29	7	2	0
13:00	781	57.3	51.4	5.9	0	0	0	9	113	260	256	99	37	5	2	0
14:00	694	56.2	51	5.9	0	0	0	4	114	265	203	74	26	5	0	3
15:00	727	57.9	51.1	7	0	0	0	46	105	186	231	127	22	5	5	0
16:00	700	54.7	49	5.4	0	0	0	20	177	271	170	58	3	0	1	0
17:00	782	51.7	45.1	6.9	0	0	18	141	269	222	104	22	6	0	0	0
18:00	572	54.5	48.7	5.8	0	0	0	29	144	216	140	33	8	1	0	1
19:00	437	55.9	50.2	5.9	0	0	0	4	101	155	114	47	13	0	2	1
20:00	282	58.4	52.5	5.5	0	0	0	3	21	90	99	55	12	2	0	0
21:00	205	58.4	52.5	6.5	0	0	0	9	10	58	78	39	5	4	2	0
22:00	167	58.8	52.7	6.5	0	0	0	3	18	43	57	36	4	4	2	0
23:00	147	62.5	54.8	7.2	0	0	0	1	12	33	40	32	22	4	3	0
12H,7-19	8792	56.8	50.6	6.4	0	0	18	345	1439	2847	2626	1198	249	46	15	9
16H,6-22	10016	57.1	50.8	6.4	0	0	18	364	1591	3218	2991	1444	299	59	20	12
18H,6-24	10330	57.3	50.9	6.4	0	0	18	368	1621	3294	3088	1512	325	67	25	12
24H,0-24	10845	57.8	51.2	6.7	0	0	18	372	1634	3385	3212	1660	398	94	40	32

12835 OXFORDSHIRE Site No: 12835019 Location Site 19 - A40 Northern By-Pass, Oxford
 Wed 08-Nov-23 to Tue 21-Nov-23 Channel: Eastbound

Time Period	Total Vehicles	85%ile Speed	Mean Speed	Stand Dev.	<11Mph	11-<21	21-<31	31-<41	41-<46	46-<51	51-<56	56-<61	61-<66	66-<71	71-<76	=>76
Sun 12-Nov-23																
00:00	99	60.6	54.2	6.7	0	0	0	0	11	22	25	28	12	0	0	1
01:00	71	64.9	56.7	8.1	0	0	0	1	2	16	15	18	10	6	2	1
02:00	57	64.7	55.5	9	0	0	0	1	5	17	7	12	8	4	2	1
03:00	51	68	60	8.1	0	0	0	0	0	7	9	15	9	7	1	3
04:00	55	66.2	58.4	8.3	0	0	0	0	4	6	10	16	10	6	1	2
05:00	102	67.1	58.4	8.6	0	0	0	4	4	3	24	38	11	10	6	2
06:00	186	62.8	56.5	6.8	0	0	0	0	8	26	57	57	27	5	3	3
07:00	285	63.4	56.6	7	0	0	0	2	8	52	70	86	50	8	6	3
08:00	441	59.7	53.8	6.1	0	0	0	1	19	128	168	78	35	7	1	4
09:00	780	55.3	49.2	6.9	0	0	0	50	211	224	208	56	18	4	6	3
10:00	947	55.3	48.4	7	0	0	22	50	226	362	168	97	19	2	1	0
11:00	877	54.8	49.6	5.1	0	0	0	11	171	399	217	65	9	5	0	0
12:00	753	55.9	48.7	7	0	1	9	56	161	268	147	100	8	2	1	0
13:00	734	55.7	49.9	6.5	0	0	5	47	114	226	248	77	17	0	0	0
14:00	790	56	49.7	6.6	0	0	3	51	149	256	211	105	10	3	1	1
15:00	841	55.6	48.6	7	0	0	3	77	205	283	160	87	21	3	1	1
16:00	730	53.1	46.9	6.3	0	0	6	83	208	269	129	29	5	1	0	0
17:00	665	52.1	46.5	5.7	0	0	1	61	266	215	97	20	5	0	0	0
18:00	629	52.3	46.1	6.3	0	0	0	100	200	212	88	25	2	2	0	0
19:00	514	54.9	49.1	6.2	0	0	0	41	85	201	140	36	8	2	1	0
20:00	384	56.9	51	6.5	0	0	0	18	48	127	124	48	15	2	1	1
21:00	239	59.5	53.1	6.7	0	0	0	3	22	69	79	42	15	6	2	1
22:00	100	63.5	54.7	8.7	0	0	0	7	4	21	24	22	13	6	3	0
23:00	78	64.3	57.7	6.8	0	0	0	0	2	12	14	28	15	4	3	0
12H,7-19	8472	55.5	49	6.8	0	1	49	589	1938	2894	1911	825	199	37	17	12
16H,6-22	9795	55.8	49.3	6.9	0	1	49	651	2101	3317	2311	1008	264	52	24	17
18H,6-24	9973	55.9	49.4	7	0	1	49	658	2107	3350	2349	1058	292	62	30	17
24H,0-24	10408	56.6	49.7	7.2	0	1	49	664	2133	3421	2439	1185	352	95	42	27

12835 OXFORDSHIRE Site No: 12835019 Location Site 19 - A40 Northern By-Pass, Oxford
 Wed 08-Nov-23 to Tue 21-Nov-23 Channel: Eastbound

Time Period	Total Vehicles	85%ile Speed	Mean Speed	Stand Dev.	<11Mph	11-<21	21-<31	31-<41	41-<46	46-<51	51-<56	56-<61	61-<66	66-<71	71-<76	=>76
Mon 13-Nov-23																
00:00	53	64.8	57.3	8.9	0	0	0	0	4	9	11	16	6	3	0	4
01:00	35	65.1	56.5	7.8	0	0	0	0	3	5	10	8	4	4	1	0
02:00	48	62.3	55.4	7.4	0	0	0	1	2	10	13	13	5	3	1	0
03:00	59	60	54.3	7.2	0	0	0	0	7	11	19	16	3	1	1	1
04:00	135	60.7	55.3	7.3	0	0	0	2	2	30	51	31	7	6	4	2
05:00	413	58.1	52	6	0	0	0	1	49	150	122	69	14	4	2	2
06:00	891	49.2	42	7.3	0	0	45	303	288	187	52	11	4	1	0	0
07:00	924	34.5	25.4	8.7	94	113	508	202	3	1	1	2	0	0	0	0
08:00	618	39.2	24.4	12.9	133	146	145	123	30	31	8	1	0	1	0	0
09:00	722	53.2	41.3	13.4	29	36	113	77	91	222	103	39	10	2	0	0
10:00	631	55.8	50.6	5.9	0	0	0	12	97	262	171	64	14	10	0	1
11:00	707	54.2	40.7	16.6	101	35	26	55	101	208	116	46	9	4	3	3
12:00	678	53.4	43	11.7	18	22	55	115	136	170	123	34	2	0	0	3
13:00	569	55.6	48.3	8.9	0	0	46	30	67	190	164	54	16	2	0	0
14:00	669	57.6	52	5.7	0	0	0	13	62	197	261	107	24	5	0	0
15:00	631	56	49.6	6.5	0	1	0	32	135	216	153	75	15	2	2	0
16:00	643	53.7	47.1	6.6	0	1	0	75	197	217	105	40	5	2	0	1
17:00	745	52.6	45.4	7.1	0	2	5	156	230	206	107	35	3	1	0	0
18:00	603	52.2	46.5	5.6	0	0	0	58	236	196	95	14	3	0	1	0
19:00	400	55.3	49.1	6.4	0	0	0	26	85	156	85	39	7	0	1	1
20:00	287	56.8	51.3	6.4	0	0	0	8	36	99	94	39	4	2	4	1
21:00	181	59.1	52.8	6.2	0	0	0	0	17	62	50	39	9	2	1	1
22:00	145	59.8	53.4	6	0	0	0	0	9	49	44	27	12	4	0	0
23:00	55	63	56.5	6.7	0	0	0	0	2	10	13	18	8	3	1	0
12H,7-19	8140	54	42.3	13.3	375	356	898	948	1385	2116	1407	511	101	29	6	8
16H,6-22	9899	54	43	12.7	375	356	943	1285	1811	2620	1688	639	125	34	12	11
18H,6-24	10099	54.2	43.2	12.7	375	356	943	1285	1822	2679	1745	684	145	41	13	11
24H,0-24	10842	54.7	43.9	12.6	375	356	943	1289	1889	2894	1971	837	184	62	22	20

12835 OXFORDSHIRE Site No: 12835019 Location Site 19 - A40 Northern By-Pass, Oxford
 Wed 08-Nov-23 to Tue 21-Nov-23 Channel: Eastbound

Time Period	Total Vehicles	85%ile Speed	Mean Speed	Stand Dev.	<11Mph	11-<21	21-<31	31-<41	41-<46	46-<51	51-<56	56-<61	61-<66	66-<71	71-<76	=>76
Tue 14-Nov-23																
00:00	54	64.4	56.9	7.8	0	0	0	0	1	10	18	13	5	4	1	2
01:00	28	59.9	53.7	6.5	0	0	0	0	2	10	5	8	2	1	0	0
02:00	39	62.7	57	5.5	0	0	0	0	1	3	13	13	8	1	0	0
03:00	70	66	56.8	8.2	0	0	0	0	3	17	16	15	8	7	3	1
04:00	139	62.3	56.7	7	0	0	0	0	1	25	45	44	10	7	4	3
05:00	417	57.6	52.4	6.3	0	0	0	0	29	174	135	51	14	4	3	7
06:00	920	49.6	42.4	7.2	0	0	13	368	277	172	63	15	7	4	1	0
07:00	906	37.3	27.6	9	45	114	458	241	35	7	2	2	2	0	0	0
08:00	756	27.3	18.4	7.8	180	287	278	3	5	2	1	0	0	0	0	0
09:00	786	47.7	31.5	13.6	39	143	266	93	98	83	46	12	6	0	0	0
10:00	654	54.3	47.3	6.6	0	0	0	87	186	181	156	41	1	2	0	0
11:00	659	53.8	45	9.4	0	5	61	93	144	198	105	46	5	2	0	0
12:00	657	54	47.7	6.1	0	0	1	59	184	226	149	33	3	2	0	0
13:00	608	55.8	49.8	6.2	0	0	0	31	119	206	166	69	14	3	0	0
14:00	721	56.1	49.7	7.1	0	0	7	63	86	251	203	89	17	3	2	0
15:00	627	54.7	48.6	6.8	0	2	9	38	122	248	152	46	5	4	1	0
16:00	540	51.9	45.8	6.5	0	0	6	79	194	168	66	23	3	1	0	0
17:00	619	50.1	44.2	6.3	0	0	4	142	239	172	43	17	1	1	0	0
18:00	577	53.1	45.9	7.3	0	0	10	109	146	185	96	25	3	3	0	0
19:00	408	56.4	49.9	6.3	0	0	0	19	88	128	107	52	14	0	0	0
20:00	264	58.1	51.6	7.2	0	0	0	12	38	70	89	35	11	7	1	1
21:00	206	59.2	52.4	6.7	0	0	0	3	31	54	59	43	10	5	1	0
22:00	145	60.4	55.2	5.9	0	0	0	0	5	29	49	45	9	8	0	0
23:00	56	63.6	54.2	9.2	0	0	0	3	2	19	13	7	6	4	0	2
12H,7-19	8110	52.9	40.8	13.1	264	551	1100	1038	1558	1927	1185	403	60	21	3	0
16H,6-22	9908	53.4	41.8	12.6	264	551	1113	1440	1992	2351	1503	548	102	37	6	1
18H,6-24	10109	53.6	42.1	12.6	264	551	1113	1443	1999	2399	1565	600	117	49	6	3
24H,0-24	10856	54.3	42.9	12.7	264	551	1113	1443	2036	2638	1797	744	164	73	17	16

12835 OXFORDSHIRE Site No: 12835019 Location Site 19 - A40 Northern By-Pass, Oxford
 Wed 08-Nov-23 to Tue 21-Nov-23 Channel: Eastbound

Time Period	Total Vehicles	85%ile Speed	Mean Speed	Stand Dev.	<11Mph	11-<21	21-<31	31-<41	41-<46	46-<51	51-<56	56-<61	61-<66	66-<71	71-<76	=>76
Wed 15-Nov-23																
00:00	42	62.5	55.2	7.7	0	0	0	0	4	8	14	8	4	2	2	0
01:00	44	64.2	56.3	8.6	0	0	0	0	2	9	16	8	3	2	2	2
02:00	31	63.9	56.4	7.6	0	0	0	0	0	9	8	6	5	2	0	1
03:00	45	65.4	57.1	9.8	0	0	0	1	2	11	10	5	9	2	3	2
04:00	113	65.4	57.2	8.6	0	0	0	0	7	19	29	29	13	8	2	6
05:00	383	60.4	54.1	6.2	0	0	0	0	17	115	126	77	34	10	3	1
06:00	941	50.1	42.3	7.5	0	0	19	395	238	180	83	15	9	1	0	1
07:00	938	36.5	27.5	8.2	37	98	534	233	29	3	3	1	0	0	0	0
08:00	718	26.3	17.7	7.1	145	356	206	9	1	1	0	0	0	0	0	0
09:00	818	47.8	30.4	14.7	75	212	145	122	105	102	39	18	0	0	0	0
10:00	649	55.1	49.9	5.6	0	0	0	23	106	254	204	48	10	3	1	0
11:00	658	56.4	51.5	5.1	0	0	0	6	51	266	229	85	18	2	1	0
12:00	658	53.7	47.3	6.1	0	0	1	67	201	214	143	28	2	2	0	0
13:00	684	55.8	50.7	5.7	0	1	0	12	100	256	219	73	21	1	0	1
14:00	537	57.6	51.6	6.3	0	0	1	13	64	171	180	82	17	5	4	0
15:00	745	54.5	43.2	14.2	36	73	18	50	131	211	163	47	11	3	1	1
16:00	644	50.7	43.5	8.5	0	13	25	145	213	160	55	25	8	0	0	0
17:00	638	52.3	45.6	6.5	0	0	1	110	252	154	95	17	9	0	0	0
18:00	598	52.7	47.9	5.1	0	0	0	21	181	273	94	25	2	1	0	1
19:00	457	55.6	48.9	6.6	0	0	0	44	79	182	90	50	11	1	0	0
20:00	314	57.5	51.8	5.5	0	0	0	0	32	122	98	49	8	4	0	1
21:00	197	59.5	52.9	6.3	0	0	0	1	20	62	57	38	14	4	1	0
22:00	176	60.7	54.9	6.4	0	0	0	0	17	22	67	46	17	4	3	0
23:00	112	62.7	55.7	8.2	0	0	0	2	7	25	21	36	11	5	2	3
12H,7-19	8285	53.7	41.2	13.9	293	753	931	811	1434	2065	1424	449	98	17	7	3
16H,6-22	10194	53.9	42.2	13.2	293	753	950	1251	1803	2611	1752	601	140	27	8	5
18H,6-24	10482	54.2	42.5	13.2	293	753	950	1253	1827	2658	1840	683	168	36	13	8
24H,0-24	11140	54.7	43.3	13.3	293	753	950	1254	1859	2829	2043	816	236	62	25	20

12835 OXFORDSHIRE Site No: 12835019 Location Site 19 - A40 Northern By-Pass, Oxford
 Wed 08-Nov-23 to Tue 21-Nov-23 Channel: Eastbound

Time Period	Total Vehicles	85%ile Speed	Mean Speed	Stand Dev.	<11Mph	11-<21	21-<31	31-<41	41-<46	46-<51	51-<56	56-<61	61-<66	66-<71	71-<76	=>76
Thu 16-Nov-23																
00:00	67	63.8	56.7	7	0	0	0	0	4	10	15	23	8	6	1	0
01:00	43	67.8	57.9	9.4	0	0	0	0	2	8	12	8	5	3	2	3
02:00	39	66.5	57.2	6.8	0	0	0	0	0	8	9	14	1	7	0	0
03:00	67	64.7	56.3	7.7	0	0	0	1	2	13	19	17	6	8	0	1
04:00	104	68.9	59.5	7.8	0	0	0	0	0	6	34	36	9	5	9	5
05:00	404	59.6	53.6	6.6	0	0	0	1	34	109	141	81	21	10	3	4
06:00	934	50.1	44.1	6.4	0	0	3	227	362	246	78	10	4	2	0	2
07:00	913	30.6	23.1	8.7	52	318	421	105	9	1	3	2	0	2	0	0
08:00	678	30.9	23	9.3	85	176	318	87	4	1	3	4	0	0	0	0
09:00	733	46.5	32	13.3	66	78	201	195	76	60	40	10	6	0	0	1
10:00	730	55.1	48.7	7.3	0	0	13	70	111	271	187	62	10	3	2	1
11:00	730	55.1	49.1	5.9	0	0	0	42	160	267	186	66	8	1	0	0
12:00	614	54.9	47.6	7.9	0	2	22	50	143	210	121	51	13	1	0	1
13:00	690	55.4	50.1	6.3	0	0	2	35	90	270	216	54	11	10	1	1
14:00	689	55.1	49.7	6	0	0	0	26	119	300	169	53	15	4	0	3
15:00	678	54.9	48.6	6.5	0	0	4	55	136	264	151	56	11	0	1	0
16:00	673	52.5	46.6	6.3	0	0	0	78	248	215	99	24	2	5	2	0
17:00	657	52.8	46.4	6.3	0	0	1	97	202	220	107	23	7	0	0	0
18:00	252	51.9	45.2	8.2	0	2	2	61	67	77	25	11	5	0	1	1
19:00	480	55	47.1	7.7	0	0	3	92	113	113	107	42	10	0	0	0
20:00	338	58	51.6	6.3	0	0	0	7	47	112	101	50	15	4	2	0
21:00	228	60.5	54.7	6.2	0	0	0	1	11	49	77	62	19	7	2	0
22:00	182	63.6	55.9	7.4	0	0	0	0	8	42	50	44	20	13	2	3
23:00	100	61.4	54.2	7.7	0	0	0	1	12	21	32	18	6	9	0	1
12H,7-19	8037	53.5	41.8	13.1	203	576	984	901	1365	2156	1307	416	88	26	7	8
16H,6-22	10017	53.8	42.9	12.4	203	576	990	1228	1898	2676	1670	580	136	39	11	10
18H,6-24	10299	54.1	43.2	12.5	203	576	990	1229	1918	2739	1752	642	162	61	13	14
24H,0-24	11023	54.8	44	12.6	203	576	990	1231	1960	2893	1982	821	212	100	28	27

12835 OXFORDSHIRE Site No: 12835019 Location Site 19 - A40 Northern By-Pass, Oxford
 Wed 08-Nov-23 to Tue 21-Nov-23 Channel: Eastbound

Time Period	Total Vehicles	85%ile Speed	Mean Speed	Stand Dev.	<11Mph	11-<21	21-<31	31-<41	41-<46	46-<51	51-<56	56-<61	61-<66	66-<71	71-<76	=>76
Fri 17-Nov-23																
00:00	73	64.2	56.4	7.9	0	0	0	0	4	12	25	18	4	6	2	2
01:00	52	65.8	56.2	8.8	0	0	0	2	0	14	13	8	7	6	1	1
02:00	50	66	60.7	7.5	0	0	0	0	0	6	5	15	16	3	3	2
03:00	84	68	56.3	10	0	0	0	1	9	20	18	13	5	12	1	5
04:00	101	61.8	57	6	0	0	0	0	0	11	37	36	9	5	2	1
05:00	308	59.6	53.8	6.1	0	0	0	2	10	100	94	76	15	7	3	1
06:00	855	50	42.9	7.4	0	0	41	246	273	207	73	12	2	1	0	0
07:00	943	39.9	32.8	8.9	46	54	141	631	52	9	8	1	1	0	0	0
08:00	642	56	50.2	6.8	0	0	9	13	127	205	192	74	13	3	6	0
09:00	810	54.4	48.8	5.6	0	1	0	32	186	345	180	57	8	0	1	0
10:00	782	56.6	50.6	6.3	0	0	11	21	113	239	265	122	11	0	0	0
11:00	730	55.8	50.4	6.1	0	0	0	40	69	298	222	83	13	2	2	1
12:00	715	55.8	49.2	7.6	0	0	19	68	76	241	211	80	19	1	0	0
13:00	716	54.8	46.9	9.3	2	23	14	69	146	222	173	54	13	0	0	0
14:00	649	55.9	51.1	5.4	0	1	0	8	81	227	237	83	10	1	1	0
15:00	698	52.3	45.5	7.9	4	8	6	112	202	237	94	26	9	0	0	0
16:00	697	50.9	45.3	6.2	0	1	3	116	261	217	78	18	3	0	0	0
17:00	692	52.8	46.1	6.3	0	0	2	97	257	193	108	30	5	0	0	0
18:00	697	52.8	46.9	5.9	0	0	2	74	206	270	110	35	0	0	0	0
19:00	513	56.4	50.5	6.3	0	0	0	21	82	182	145	62	18	0	2	1
20:00	267	58.6	52.5	6.3	0	0	0	8	26	59	113	40	18	1	2	0
21:00	202	59.2	52.1	6.6	0	0	0	4	25	67	51	38	14	2	1	0
22:00	167	59.3	53	6.4	0	0	0	4	17	37	54	45	7	2	1	0
23:00	116	60.6	54.1	7.5	0	0	0	1	12	28	32	27	10	3	1	2
12H,7-19	8771	54.6	46.6	8.7	52	88	207	1281	1776	2703	1878	663	105	7	10	1
16H,6-22	10608	54.7	46.8	8.6	52	88	248	1560	2182	3218	2260	815	157	11	15	2
18H,6-24	10891	54.9	46.9	8.6	52	88	248	1565	2211	3283	2346	887	174	16	17	4
24H,0-24	11559	55.3	47.4	8.8	52	88	248	1570	2234	3446	2538	1053	230	55	29	16

12835 OXFORDSHIRE Site No: 12835019 Location Site 19 - A40 Northern By-Pass, Oxford
 Wed 08-Nov-23 to Tue 21-Nov-23 Channel: Eastbound

Time Period	Total Vehicles	85%ile Speed	Mean Speed	Stand Dev.	<11Mph	11-<21	21-<31	31-<41	41-<46	46-<51	51-<56	56-<61	61-<66	66-<71	71-<76	=>76
Sat 18-Nov-23																
00:00	71	62.4	55.5	7	0	0	0	0	4	14	24	15	10	2	1	1
01:00	53	64.9	56.8	8.3	0	0	0	1	3	8	15	9	11	4	1	1
02:00	62	63.1	55.8	7.7	0	0	0	1	1	13	23	10	10	1	1	2
03:00	52	60.7	54.3	8.5	0	0	0	1	6	12	13	12	5	0	1	2
04:00	95	63.4	56.5	7.3	0	0	0	0	2	22	23	27	13	4	2	2
05:00	133	63.4	56.3	6.5	0	0	0	0	5	20	45	35	16	11	1	0
06:00	268	58.9	53.4	5.7	0	0	0	0	14	77	104	55	11	3	4	0
07:00	459	58.2	52.7	5.4	0	0	0	1	34	140	179	80	19	5	0	1
08:00	765	54.7	48.8	6.4	0	0	0	63	142	315	175	53	12	2	1	2
09:00	906	54	47.2	6.7	0	0	5	105	277	283	165	58	10	3	0	0
10:00	800	55.7	50.5	5.4	0	0	0	15	135	288	256	91	13	2	0	0
11:00	777	55.9	50.5	5.5	0	0	0	8	143	281	234	94	13	2	1	1
12:00	739	55	43.1	14.6	74	17	30	53	146	211	121	71	13	2	1	0
13:00	558	56.7	44.6	13.8	0	44	85	30	44	128	133	68	19	6	0	1
14:00	629	58.1	50.7	7	0	0	0	38	99	200	156	100	29	3	4	0
15:00	697	55.4	49.8	5.9	0	0	1	25	130	275	181	66	17	1	1	0
16:00	686	52.4	46.6	6.4	0	0	3	83	222	248	93	27	6	3	0	1
17:00	718	52.4	46.5	6	0	0	2	84	239	254	114	19	5	0	1	0
18:00	624	55.5	49.1	6.8	0	0	0	54	133	188	174	57	14	2	2	0
19:00	445	58.2	51.7	6.6	0	0	0	18	42	154	136	64	21	9	0	1
20:00	289	58.9	51.9	6.4	0	0	0	7	39	90	77	55	19	2	0	0
21:00	241	60.2	54.5	6.1	0	0	0	2	13	44	92	64	20	3	2	1
22:00	203	60	53.3	6.7	0	0	0	3	17	59	58	44	16	3	3	0
23:00	149	61.4	54.4	7.8	0	0	0	7	9	34	31	44	15	7	2	0
12H,7-19	8358	55.4	48.2	8.4	74	61	126	559	1744	2811	1981	784	170	31	11	6
16H,6-22	9601	55.8	48.8	8.3	74	61	126	586	1852	3176	2390	1022	241	48	17	8
18H,6-24	9953	56	49	8.3	74	61	126	596	1878	3269	2479	1110	272	58	22	8
24H,0-24	10419	56.5	49.3	8.4	74	61	126	599	1899	3358	2622	1218	337	80	29	16

12835 OXFORDSHIRE Site No: 12835019 Location Site 19 - A40 Northern By-Pass, Oxford
 Wed 08-Nov-23 to Tue 21-Nov-23 Channel: Eastbound

Time Period	Total Vehicles	85%ile Speed	Mean Speed	Stand Dev.	<11Mph	11-<21	21-<31	31-<41	41-<46	46-<51	51-<56	56-<61	61-<66	66-<71	71-<76	=>76
Sun 19-Nov-23																
00:00	96	60.1	54.2	6.8	0	0	0	1	9	18	32	26	5	3	2	0
01:00	87	65.1	55.7	9	0	0	0	1	7	21	23	14	9	6	3	3
02:00	62	71.2	60.5	8.7	0	0	0	0	0	6	15	18	9	4	5	5
03:00	40	64.2	57.6	7.3	0	0	0	0	2	5	8	14	7	3	0	1
04:00	63	64.7	56.8	7.5	0	0	0	0	4	7	23	11	11	4	3	0
05:00	103	65.3	58.3	8.1	0	0	0	3	5	5	19	37	21	8	3	2
06:00	178	62.3	56	6.7	0	0	0	0	9	21	71	45	19	8	3	2
07:00	285	62.3	56.4	6.3	0	0	0	0	7	44	90	90	41	5	5	3
08:00	510	60.9	55.5	6.7	0	0	0	0	32	85	162	157	50	12	4	8
09:00	834	58	51	6.9	0	0	3	36	151	200	258	150	28	6	0	2
10:00	906	55.5	49.8	5.5	0	0	0	25	158	398	208	99	17	1	0	0
11:00	905	55.9	50.9	5.6	0	0	0	19	128	317	314	95	27	4	1	0
12:00	777	48.6	30.4	16	139	130	130	126	93	80	50	21	4	3	0	1
13:00	749	55.7	50.8	5.5	0	0	0	16	94	276	265	85	9	1	0	3
14:00	811	53.5	42	13.3	41	46	53	127	127	233	126	46	9	3	0	0
15:00	728	55.6	43.7	12.7	0	32	128	85	74	167	145	68	27	2	0	0
16:00	867	53.6	45.9	8.2	2	16	11	123	240	278	129	64	4	0	0	0
17:00	785	30.5	20.3	9.6	195	222	264	97	6	1	0	0	0	0	0	0
18:00	764	51.9	37	13.8	24	52	252	80	68	157	89	38	4	0	0	0
19:00	604	55.2	49.6	5.9	0	0	1	23	114	235	167	51	10	1	2	0
20:00	373	59.2	52.6	6.1	0	0	0	0	49	115	98	85	21	3	2	0
21:00	249	59.5	53.7	5.9	0	0	0	4	15	50	97	65	16	1	0	1
22:00	131	60.3	54.4	6.8	0	0	0	1	9	31	39	36	8	5	1	1
23:00	86	62.8	56.1	6.7	0	0	0	0	2	17	27	22	13	3	1	1
12H,7-19	8921	55.6	43.7	14.1	401	498	841	734	1178	2236	1836	913	220	37	10	17
16H,6-22	10325	56	44.8	13.6	401	498	842	761	1365	2657	2269	1159	286	50	17	20
18H,6-24	10542	56.2	45	13.6	401	498	842	762	1376	2705	2335	1217	307	58	19	22
24H,0-24	10993	56.8	45.5	13.6	401	498	842	767	1403	2767	2455	1337	369	86	35	33

12835 OXFORDSHIRE Site No: 12835019 Location Site 19 - A40 Northern By-Pass, Oxford
 Wed 08-Nov-23 to Tue 21-Nov-23 Channel: Eastbound

Time Period	Total Vehicles	85%ile Speed	Mean Speed	Stand Dev.	<11Mph	11-<21	21-<31	31-<41	41-<46	46-<51	51-<56	56-<61	61-<66	66-<71	71-<76	=>76
Mon 20-Nov-23																
00:00	42	63	56.2	7.7	0	0	0	0	4	6	10	12	8	0	1	1
01:00	43	61.1	55.6	7.2	0	0	0	0	4	4	17	11	5	0	1	1
02:00	37	68.4	59.2	9.6	0	0	0	1	1	5	7	7	8	4	2	2
03:00	65	69.4	59.3	8.3	0	0	0	0	0	9	16	20	5	7	6	2
04:00	102	65.4	58.5	7	0	0	0	0	1	10	28	34	15	9	3	2
05:00	1	-	36	-	0	0	0	1	0	0	0	0	0	0	0	0
06:00	0	-	-	-	0	0	0	0	0	0	0	0	0	0	0	0
07:00	0	-	-	-	0	0	0	0	0	0	0	0	0	0	0	0
08:00	0	-	-	-	0	0	0	0	0	0	0	0	0	0	0	0
09:00	0	-	-	-	0	0	0	0	0	0	0	0	0	0	0	0
10:00	0	-	-	-	0	0	0	0	0	0	0	0	0	0	0	0
11:00	0	-	-	-	0	0	0	0	0	0	0	0	0	0	0	0
12:00	0	-	-	-	0	0	0	0	0	0	0	0	0	0	0	0
13:00	0	-	-	-	0	0	0	0	0	0	0	0	0	0	0	0
14:00	0	-	-	-	0	0	0	0	0	0	0	0	0	0	0	0
15:00	0	-	-	-	0	0	0	0	0	0	0	0	0	0	0	0
16:00	0	-	-	-	0	0	0	0	0	0	0	0	0	0	0	0
17:00	0	-	-	-	0	0	0	0	0	0	0	0	0	0	0	0
18:00	0	-	-	-	0	0	0	0	0	0	0	0	0	0	0	0
19:00	0	-	-	-	0	0	0	0	0	0	0	0	0	0	0	0
20:00	0	-	-	-	0	0	0	0	0	0	0	0	0	0	0	0
21:00	0	-	-	-	0	0	0	0	0	0	0	0	0	0	0	0
22:00	0	-	-	-	0	0	0	0	0	0	0	0	0	0	0	0
23:00	0	-	-	-	0	0	0	0	0	0	0	0	0	0	0	0
12H,7-19	0	-	-	-	0	0	0	0	0	0	0	0	0	0	0	0
16H,6-22	0	-	-	-	0	0	0	0	0	0	0	0	0	0	0	0
18H,6-24	0	-	-	-	0	0	0	0	0	0	0	0	0	0	0	0
24H,0-24	290	65.6	57.9	8	0	0	0	2	10	34	78	84	41	20	13	8

12835 OXFORDSHIRE Site No: 12835019 Location Site 19 - A40 Northern By-Pass, Oxford
 Wed 08-Nov-23 to Tue 21-Nov-23 Channel: Eastbound

Time Period	Total Vehicles	85%ile Speed	Mean Speed	Stand Dev.	<11Mph	11-<21	21-<31	31-<41	41-<46	46-<51	51-<56	56-<61	61-<66	66-<71	71-<76	=>76
Tue 21-Nov-23																
00:00	0	-	-	-	0	0	0	0	0	0	0	0	0	0	0	0
01:00	0	-	-	-	0	0	0	0	0	0	0	0	0	0	0	0
02:00	0	-	-	-	0	0	0	0	0	0	0	0	0	0	0	0
03:00	0	-	-	-	0	0	0	0	0	0	0	0	0	0	0	0
04:00	0	-	-	-	0	0	0	0	0	0	0	0	0	0	0	0
05:00	0	-	-	-	0	0	0	0	0	0	0	0	0	0	0	0
06:00	0	-	-	-	0	0	0	0	0	0	0	0	0	0	0	0
07:00	0	-	-	-	0	0	0	0	0	0	0	0	0	0	0	0
08:00	0	-	-	-	0	0	0	0	0	0	0	0	0	0	0	0
09:00	0	-	-	-	0	0	0	0	0	0	0	0	0	0	0	0
10:00	0	-	-	-	0	0	0	0	0	0	0	0	0	0	0	0
11:00	0	-	-	-	0	0	0	0	0	0	0	0	0	0	0	0
12:00	0	-	-	-	0	0	0	0	0	0	0	0	0	0	0	0
13:00	0	-	-	-	0	0	0	0	0	0	0	0	0	0	0	0
14:00	0	-	-	-	0	0	0	0	0	0	0	0	0	0	0	0
15:00	0	-	-	-	0	0	0	0	0	0	0	0	0	0	0	0
16:00	0	-	-	-	0	0	0	0	0	0	0	0	0	0	0	0
17:00	0	-	-	-	0	0	0	0	0	0	0	0	0	0	0	0
18:00	0	-	-	-	0	0	0	0	0	0	0	0	0	0	0	0
19:00	0	-	-	-	0	0	0	0	0	0	0	0	0	0	0	0
20:00	0	-	-	-	0	0	0	0	0	0	0	0	0	0	0	0
21:00	0	-	-	-	0	0	0	0	0	0	0	0	0	0	0	0
22:00	0	-	-	-	0	0	0	0	0	0	0	0	0	0	0	0
23:00	0	-	-	-	0	0	0	0	0	0	0	0	0	0	0	0
12H,7-19	0	-	-	-	0	0	0	0	0	0	0	0	0	0	0	0
16H,6-22	0	-	-	-	0	0	0	0	0	0	0	0	0	0	0	0
18H,6-24	0	-	-	-	0	0	0	0	0	0	0	0	0	0	0	0
24H,0-24	0	-	-	-	0	0	0	0	0	0	0	0	0	0	0	0

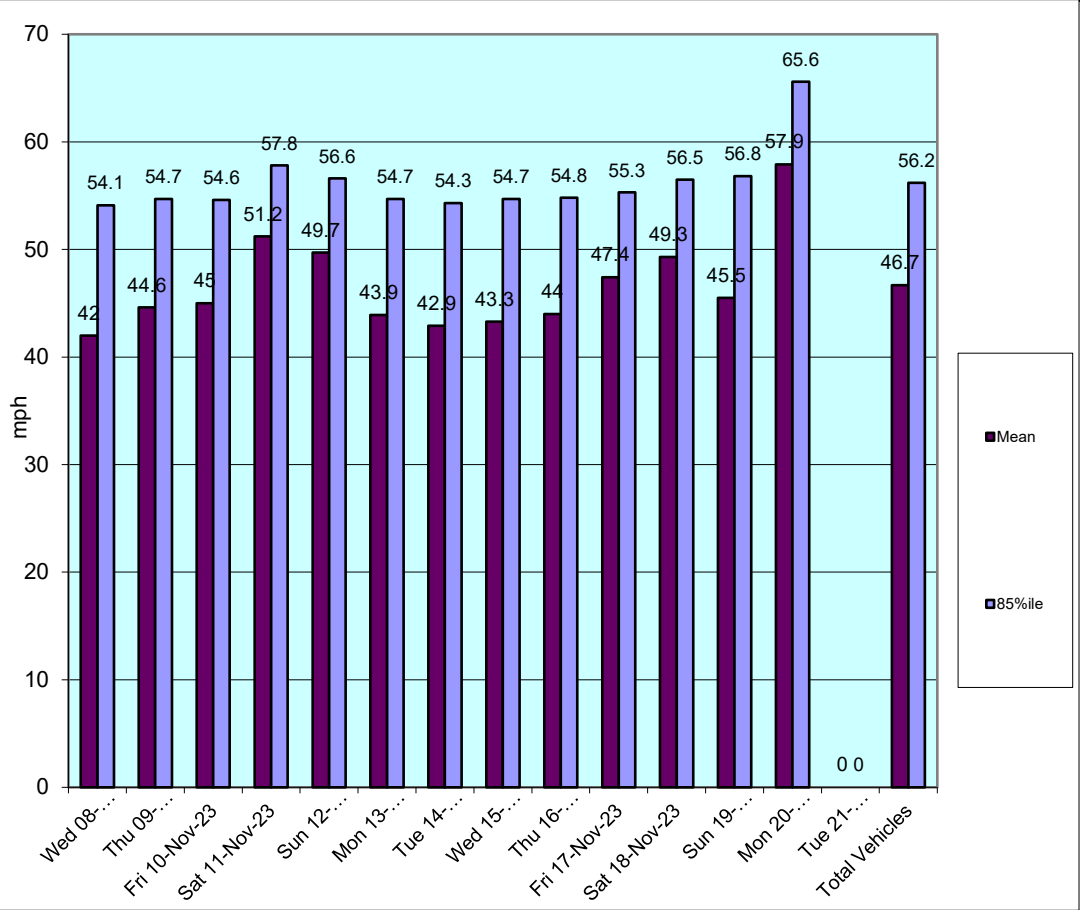
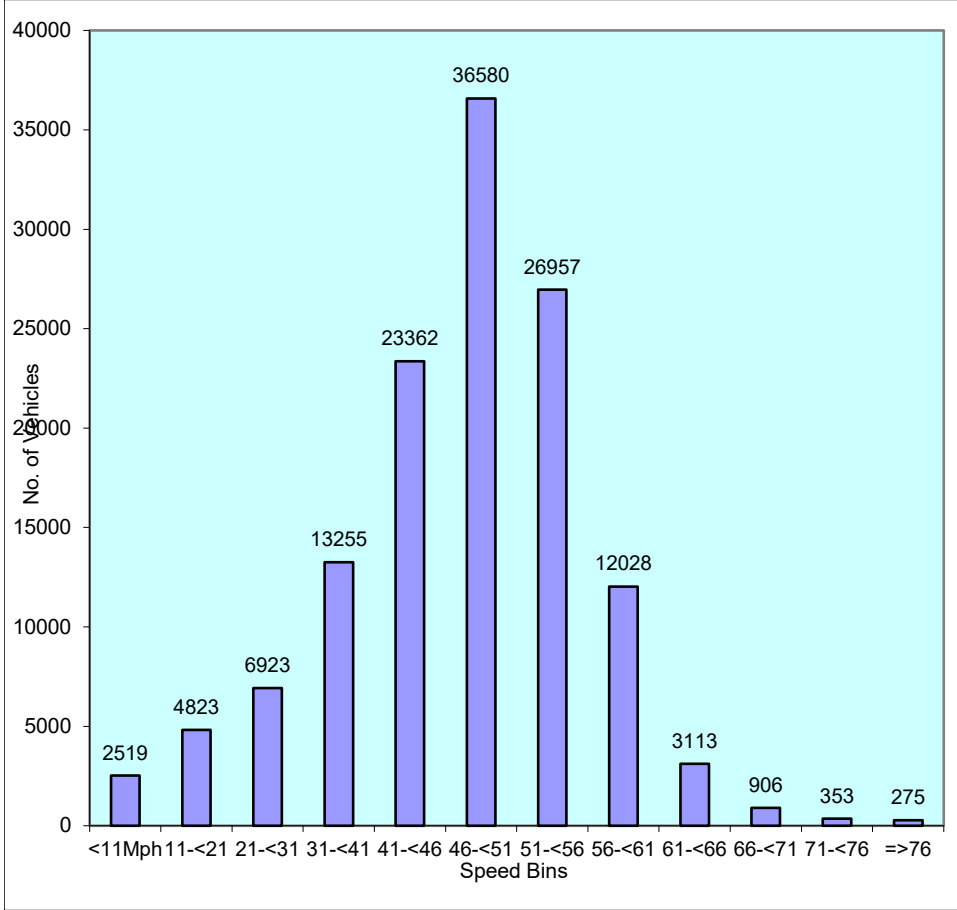
12835 OXFORDSHIRE Site No: 12835019 Location Site 19 - A40 Northern By-Pass, Oxford
 Wed 08-Nov-23 to Tue 21-Nov-23 Channel: Eastbound

Time Period	Total Vehicles	85%ile Speed	Mean Speed	Stand Dev.	<11Mph	11-<21	21-<31	31-<41	41-<46	46-<51	51-<56	56-<61	61-<66	66-<71	71-<76	=>76
Daily Totals																
Wed 08-Nov-23	10207	54.1	42	14.1	465	935	508	1260	1819	2663	1653	659	161	48	19	17
Thu 09-Nov-23	10983	54.7	44.6	12.1	214	604	569	1181	2181	3045	2074	794	203	74	25	19
Fri 10-Nov-23	11529	54.6	45	11.2	178	400	567	1623	2305	3207	2093	820	226	57	29	24
Sat 11-Nov-23	10845	57.8	51.2	6.7	0	0	18	372	1634	3385	3212	1660	398	94	40	32
Sun 12-Nov-23	10408	56.6	49.7	7.2	0	1	49	664	2133	3421	2439	1185	352	95	42	27
Mon 13-Nov-23	10842	54.7	43.9	12.6	375	356	943	1289	1889	2894	1971	837	184	62	22	20
Tue 14-Nov-23	10856	54.3	42.9	12.7	264	551	1113	1443	2036	2638	1797	744	164	73	17	16
Wed 15-Nov-23	11140	54.7	43.3	13.3	293	753	950	1254	1859	2829	2043	816	236	62	25	20
Thu 16-Nov-23	11023	54.8	44	12.6	203	576	990	1231	1960	2893	1982	821	212	100	28	27
Fri 17-Nov-23	11559	55.3	47.4	8.8	52	88	248	1570	2234	3446	2538	1053	230	55	29	16
Sat 18-Nov-23	10419	56.5	49.3	8.4	74	61	126	599	1899	3358	2622	1218	337	80	29	16
Sun 19-Nov-23	10993	56.8	45.5	13.6	401	498	842	767	1403	2767	2455	1337	369	86	35	33
Mon 20-Nov-23	290	65.6	57.9	8	0	0	0	2	10	34	78	84	41	20	13	8
Tue 21-Nov-23	0	-	-	-	0	0	0	0	0	0	0	0	0	0	0	0

12835 OXFORDSHIRE Site No: 12835019 Location Site 19 - A40 Northern By-Pass, Oxford
 Wed 08-Nov-23 to Tue 21-Nov-23 Channel: Eastbound

Time Period	Total Vehicles	85%ile Speed	Mean Speed	Stand Dev.	<11Mph	11-<21	21-<31	31-<41	41-<46	46-<51	51-<56	56-<61	61-<66	66-<71	71-<76	=>76
-------------	----------------	--------------	------------	------------	--------	--------	--------	--------	--------	--------	--------	--------	--------	--------	--------	------

Total Vehicles																
[--]	131094	56.2	46.7	10.9	2519	4823	6923	13255	23362	36580	26957	12028	3113	906	353	275



12835 OXFORDSHIRE Site No: 12835019 Location Site 19 - A40 Northern By-Pass, Oxfr
Channel: Eastbound

TIME PERIOD	Wed 08-Nov-23	Thu 09-Nov-23	Fri 10-Nov-23	Sat 11-Nov-23	Sun 12-Nov-23	Mon 13-Nov-23	Tue 14-Nov-23	5-Day Av
Week Begin: 08-Nov-23								
00:00	41	45	71	100	99	53	54	53
01:00	45	57	58	76	71	35	28	45
02:00	41	51	48	58	57	48	39	45
03:00	72	66	99	60	51	59	70	73
04:00	118	140	118	74	55	135	139	130
05:00	384	409	358	147	102	413	417	396
06:00	876	944	872	300	186	891	920	901
07:00	810	989	948	431	285	924	906	915
08:00	491	525	589	806	441	618	756	596
09:00	725	752	727	929	780	722	786	742
10:00	648	710	776	820	947	631	654	684
11:00	654	717	725	795	877	707	659	692
12:00	664	711	712	755	753	678	657	684
13:00	661	648	738	781	734	569	608	645
14:00	683	737	635	694	790	669	721	689
15:00	646	582	576	727	841	631	627	612
16:00	544	534	648	700	730	643	540	582
17:00	487	545	656	782	665	745	619	610
18:00	471	533	712	572	629	603	577	579
19:00	418	488	543	437	514	400	408	451
20:00	292	328	318	282	384	287	264	298
21:00	172	203	255	205	239	181	206	203
22:00	178	193	194	167	100	145	145	171
23:00	86	76	153	147	78	55	56	85
12H,7-19	7484	7983	8442	8792	8472	8140	8110	8032
16H,6-22	9242	9946	10430	10016	9795	9899	9908	9885
18H,6-24	9506	10215	10777	10330	9973	10099	10109	10141
24H,0-24	10207	10983	11529	10845	10408	10842	10856	10883
Am	06:00	07:00	07:00	09:00	10:00	07:00	06:00	-
Peak	876	989	948	929	947	924	920	931
Pm	14:00	14:00	13:00	17:00	15:00	17:00	14:00	-
Peak	683	737	738	782	841	745	721	725

ord

7-Day Av	Wed 15-Nov-23	Thu 16-Nov-23	Fri 17-Nov-23	Sat 18-Nov-23	Sun 19-Nov-23	Mon 20-Nov-23	Tue 21-Nov-23	5-Day Av	7-Day Av
66	42	67	73	71	96	42	0	45	56
53	44	43	52	53	87	43	0	36	46
49	31	39	50	62	62	37	0	31	40
68	45	67	84	52	40	65	0	52	50
111	113	104	101	95	63	102	0	84	83
319	383	404	308	133	103	1	0	219	190
713	941	934	855	268	178	0	0	546	454
756	938	913	943	459	285	0	0	559	505
604	718	678	642	765	510	0	0	408	473
774	818	733	810	906	834	0	0	472	586
741	649	730	782	800	906	0	0	432	552
733	658	730	730	777	905	0	0	424	543
704	658	614	715	739	777	0	0	397	500
677	684	690	716	558	749	0	0	418	485
704	537	689	649	629	811	0	0	375	474
661	745	678	698	697	728	0	0	424	507
620	644	673	697	686	867	0	0	403	510
643	638	657	692	718	785	0	0	397	499
585	598	252	697	624	764	0	0	309	419
458	457	480	513	445	604	0	0	290	357
308	314	338	267	289	373	0	0	184	226
209	197	228	202	241	249	0	0	125	160
160	176	182	167	203	131	0	0	105	123
93	112	100	116	149	86	0	0	66	80
8203	8285	8037	8771	8358	8921	0	0	5019	6053
9891	10194	10017	10608	9601	10325	0	0	6164	7249
10144	10482	10299	10891	9953	10542	0	0	6334	7452
10810	11140	11023	11559	10419	10993	290	0	6802	7918
-	06:00	06:00	07:00	09:00	10:00	04:00	05:00	-	-
933	941	934	943	906	906	102	0	584	676
-	15:00	13:00	13:00	12:00	16:00	23:00	23:00	-	-
750	745	690	716	739	867	0	0	430	537

12835		OXFORDSHIRE				Site No: 12835019	Location	Site 19 - A40 Northern By-Pass, Oxford							
Wed 08-Nov-23 to Tue 21-Nov-23						Channel: Westbound									
TIME PERIOD	TOTAL VEHICLES	MOTOR-CYCLES	CARS OR CAR-BASED LGV	LIGHT GOODS VEHICLES	BUSES	TWO AXLE, SIX TYRE, RIGID/ BUSES	THREE AXLE RIGID	FOUR OR MORE AXLE RIGID	FOUR OR LESS AXLE ARTIC	FIVE AXLE ARTIC	SIX OR MORE AXLE ARTIC	FIVE OR LESS AXLE MULTI-TRAILER ARTIC	SIX AXLE MULTI-TRAILER ARTIC	SEVEN OR MORE AXLE ARTIC	
Wed 08-Nov-23															
00:00	112	0	76	10	1	2	1	0	5	1	8	8	0	0	
01:00	43	0	21	4	1	3	1	0	1	0	7	5	0	0	
02:00	74	0	50	8	0	2	0	0	2	1	5	6	0	0	
03:00	51	0	30	6	0	0	1	0	2	0	7	5	0	0	
04:00	77	0	34	10	8	6	1	0	10	0	4	4	0	0	
05:00	189	1	133	24	5	2	4	0	6	0	6	8	0	0	
06:00	400	5	285	74	5	11	4	0	3	0	9	4	0	0	
07:00	653	10	534	75	5	9	0	0	7	0	6	7	0	0	
08:00	412	2	338	41	5	7	2	0	4	0	8	5	0	0	
09:00	523	13	378	80	4	19	2	0	8	3	6	10	0	0	
10:00	749	7	532	136	8	16	7	0	17	3	13	10	0	0	
11:00	802	7	601	123	7	19	6	0	13	0	11	15	0	0	
12:00	751	4	553	129	5	26	6	1	12	1	4	10	0	0	
13:00	765	6	577	121	8	15	3	0	18	0	8	9	0	0	
14:00	871	2	686	121	9	13	4	2	14	0	7	13	0	0	
15:00	699	7	555	91	2	7	11	1	14	0	4	7	0	0	
16:00	637	16	533	54	11	3	9	0	2	1	2	6	0	0	
17:00	582	18	513	31	3	3	8	0	3	0	0	3	0	0	
18:00	567	10	509	25	6	7	3	1	1	0	2	3	0	0	
19:00	608	9	540	35	1	7	3	0	3	0	4	6	0	0	
20:00	515	3	469	26	0	5	1	0	2	0	4	5	0	0	
21:00	400	3	363	23	1	2	0	0	3	0	1	4	0	0	
22:00	274	0	246	17	1	3	0	0	1	0	2	4	0	0	
23:00	184	3	150	11	1	5	0	0	3	0	6	5	0	0	
12H,7-19	8011	102	6309	1027	73	144	61	5	113	8	71	98	0	0	
16H,6-22	9934	122	7966	1185	80	169	69	5	124	8	89	117	0	0	
18H,6-24	10392	125	8362	1213	82	177	69	5	128	8	97	126	0	0	
24H,0-24	10938	126	8706	1275	97	192	77	5	154	10	134	162	0	0	

12835		OXFORDSHIRE				Site No: 12835019		Location		Site 19 - A40 Northern By-Pass, Oxford					
Wed 08-Nov-23 to Tue 21-Nov-23						Channel: Westbound									
TIME PERIOD	TOTAL VEHICLES	MOTOR-CYCLES	CARS OR CAR-BASED LGV	LIGHT GOODS VEHICLES	BUSES	TWO AXLE, SIX TYRE, RIGID/ BUSES	THREE AXLE RIGID	FOUR OR MORE AXLE RIGID	FOUR OR LESS AXLE ARTIC	FIVE AXLE ARTIC	SIX OR MORE AXLE ARTIC	FIVE OR LESS AXLE MULTI-TRAILER ARTIC	SIX AXLE MULTI-TRAILER ARTIC	SEVEN OR MORE AXLE ARTIC	
Thu 09-Nov-23															
00:00	195	1	147	20	0	4	0	0	4	1	7	11	0	0	
01:00	85	0	52	9	1	3	0	0	2	2	9	7	0	0	
02:00	69	1	53	7	0	2	0	0	0	0	1	5	0	0	
03:00	53	1	28	7	2	2	0	0	4	0	3	6	0	0	
04:00	57	1	33	10	3	2	0	0	1	1	2	4	0	0	
05:00	204	3	134	32	4	5	4	0	4	0	9	9	0	0	
06:00	424	8	314	66	4	9	4	0	4	0	7	8	0	0	
07:00	661	6	528	92	4	6	2	0	8	0	7	7	1	0	
08:00	497	10	377	68	4	12	2	0	12	0	8	4	0	0	
09:00	605	3	426	111	7	16	5	1	13	1	9	13	0	0	
10:00	756	8	555	118	10	14	4	0	14	0	13	20	0	0	
11:00	773	8	600	108	1	13	7	0	10	0	7	18	1	0	
12:00	874	4	684	115	8	23	4	1	13	0	5	17	0	0	
13:00	786	7	580	129	4	15	5	0	27	2	5	12	0	0	
14:00	856	10	673	110	10	11	4	0	18	0	9	11	0	0	
15:00	670	10	542	63	3	12	14	1	12	0	4	9	0	0	
16:00	530	11	472	29	1	1	3	2	3	0	6	2	0	0	
17:00	569	12	506	26	3	5	8	0	2	1	3	3	0	0	
18:00	638	11	571	30	3	7	6	0	6	2	2	0	0	0	
19:00	776	5	713	37	0	6	1	0	4	0	3	7	0	0	
20:00	661	5	595	42	3	6	2	0	3	0	1	4	0	0	
21:00	502	3	441	40	1	4	1	0	3	1	4	4	0	0	
22:00	360	2	316	25	0	4	0	0	2	0	7	4	0	0	
23:00	264	4	208	19	1	5	0	0	5	1	6	15	0	0	
12H,7-19	8215	100	6514	999	58	135	64	5	138	6	78	116	2	0	
16H,6-22	10578	121	8577	1184	66	160	72	5	152	7	93	139	2	0	
18H,6-24	11202	127	9101	1228	67	169	72	5	159	8	106	158	2	0	
24H,0-24	11865	134	9548	1313	77	187	76	5	174	12	137	200	2	0	

12835		OXFORDSHIRE				Site No: 12835019		Location		Site 19 - A40 Northern By-Pass, Oxford					
Wed 08-Nov-23 to Tue 21-Nov-23		Channel: Westbound													
TIME PERIOD	TOTAL VEHICLES	MOTOR-CYCLES	CARS OR CAR-BASED LGV	LIGHT GOODS VEHICLES	BUSES	TWO AXLE, SIX TYRE, RIGID/ BUSES	THREE AXLE RIGID	FOUR OR MORE AXLE RIGID	FOUR OR LESS AXLE ARTIC	FIVE AXLE ARTIC	SIX OR MORE AXLE ARTIC	FIVE OR LESS AXLE MULTI-TRAILER ARTIC	SIX AXLE MULTI-TRAILER ARTIC	SEVEN OR MORE AXLE ARTIC	
Fri 10-Nov-23															
00:00	185	0	136	19	0	6	0	0	5	1	9	9	0	0	
01:00	124	0	78	13	4	3	0	0	5	0	10	11	0	0	
02:00	95	0	63	12	0	0	0	0	3	1	5	11	0	0	
03:00	65	1	34	11	3	3	1	0	1	0	7	4	0	0	
04:00	75	0	35	13	0	4	0	0	6	1	3	13	0	0	
05:00	200	2	145	16	5	5	1	0	12	1	4	9	0	0	
06:00	404	6	286	73	4	10	2	0	7	1	8	7	0	0	
07:00	641	10	496	95	9	7	3	0	11	0	5	5	0	0	
08:00	475	6	354	80	4	10	0	0	9	0	3	9	0	0	
09:00	632	8	455	93	5	18	6	0	24	1	11	11	0	0	
10:00	730	12	548	112	6	15	7	1	9	0	7	13	0	0	
11:00	846	6	654	110	9	9	2	0	28	0	8	20	0	0	
12:00	882	8	713	117	2	12	3	1	11	0	5	10	0	0	
13:00	781	6	623	98	4	13	3	2	18	0	9	5	0	0	
14:00	749	9	619	72	5	12	3	5	10	0	7	7	0	0	
15:00	589	18	504	34	6	4	6	2	7	0	5	3	0	0	
16:00	551	13	492	21	11	2	6	0	4	0	1	1	0	0	
17:00	551	10	508	16	2	3	2	0	6	0	3	1	0	0	
18:00	736	9	673	34	2	8	2	0	3	0	1	4	0	0	
19:00	817	4	756	42	2	6	0	0	0	0	3	4	0	0	
20:00	616	2	564	33	5	6	0	0	3	0	0	3	0	0	
21:00	461	3	417	32	0	3	0	0	1	0	4	1	0	0	
22:00	344	1	315	17	1	2	0	0	2	0	4	2	0	0	
23:00	272	1	241	14	1	3	0	0	6	0	2	4	0	0	
12H,7-19	8163	115	6639	882	65	113	43	11	140	1	65	89	0	0	
16H,6-22	10461	130	8662	1062	76	138	45	11	151	2	80	104	0	0	
18H,6-24	11077	132	9218	1093	78	143	45	11	159	2	86	110	0	0	
24H,0-24	11821	135	9709	1177	90	164	47	11	191	6	124	167	0	0	

12835		OXFORDSHIRE				Site No: 12835019		Location		Site 19 - A40 Northern By-Pass, Oxford					
Wed 08-Nov-23 to Tue 21-Nov-23		Channel: Westbound													
TIME PERIOD	TOTAL VEHICLES	MOTOR-CYCLES	CARS OR CAR-BASED LGV	LIGHT GOODS VEHICLES	BUSES	TWO AXLE, SIX TYRE, RIGID/ BUSES	THREE AXLE RIGID	FOUR OR MORE AXLE RIGID	FOUR OR LESS AXLE ARTIC	FIVE AXLE ARTIC	SIX OR MORE AXLE ARTIC	FIVE OR LESS AXLE MULTI-TRAILER ARTIC	SIX AXLE MULTI-TRAILER ARTIC	SEVEN OR MORE AXLE ARTIC	
Sat 11-Nov-23															
00:00	201	1	168	12	1	3	1	0	4	1	5	5	0	0	
01:00	104	2	71	14	3	5	1	0	1	0	2	5	0	0	
02:00	95	1	70	10	1	3	0	0	2	0	2	6	0	0	
03:00	57	0	37	7	0	3	0	0	1	0	4	5	0	0	
04:00	58	1	36	10	1	4	0	0	2	0	0	4	0	0	
05:00	80	1	58	14	0	2	0	0	2	0	2	1	0	0	
06:00	212	1	154	32	2	5	4	1	8	0	4	1	0	0	
07:00	319	0	247	56	0	4	0	0	4	0	3	5	0	0	
08:00	468	3	408	46	0	6	1	1	1	0	2	0	0	0	
09:00	681	1	597	62	1	7	2	0	8	0	3	0	0	0	
10:00	820	1	752	49	2	7	3	0	4	0	2	0	0	0	
11:00	798	4	739	38	0	5	0	1	8	1	0	2	0	0	
12:00	702	2	655	32	2	3	0	0	2	1	3	2	0	0	
13:00	770	8	705	41	2	3	2	1	4	0	2	2	0	0	
14:00	832	7	776	39	0	6	0	0	1	0	2	1	0	0	
15:00	743	4	692	41	0	4	0	0	1	0	0	1	0	0	
16:00	830	7	759	48	5	4	0	1	4	0	0	2	0	0	
17:00	767	7	720	32	0	6	0	1	1	0	0	0	0	0	
18:00	658	3	614	31	0	6	0	1	1	0	2	0	0	0	
19:00	614	2	571	31	1	5	0	0	1	0	0	3	0	0	
20:00	465	5	427	19	0	5	0	0	3	0	1	5	0	0	
21:00	352	0	316	19	2	4	0	0	2	0	3	6	0	0	
22:00	356	1	333	17	1	1	0	0	1	0	1	1	0	0	
23:00	239	1	214	16	0	3	1	1	1	0	1	1	0	0	
12H,7-19	8388	47	7664	515	12	61	8	6	39	2	19	15	0	0	
16H,6-22	10031	55	9132	616	17	80	12	7	53	2	27	30	0	0	
18H,6-24	10626	57	9679	649	18	84	13	8	55	2	29	32	0	0	
24H,0-24	11221	63	10119	716	24	104	15	8	67	3	44	58	0	0	

12835		OXFORDSHIRE				Site No: 12835019	Location	Site 19 - A40 Northern By-Pass, Oxford							
Wed 08-Nov-23 to Tue 21-Nov-23						Channel: Westbound									
TIME PERIOD	TOTAL VEHICLES	MOTOR-CYCLES	CARS OR CAR-BASED LGV	LIGHT GOODS VEHICLES	BUSES	TWO AXLE, SIX TYRE, RIGID/ BUSES	THREE AXLE RIGID	FOUR OR MORE AXLE RIGID	FOUR OR LESS AXLE ARTIC	FIVE AXLE ARTIC	SIX OR MORE AXLE ARTIC	FIVE OR LESS AXLE MULTI-TRAILER ARTIC	SIX AXLE MULTI-TRAILER ARTIC	SEVEN OR MORE AXLE ARTIC	
Sun 12-Nov-23															
00:00	174	1	149	12	0	3	0	0	2	0	5	2	0	0	
01:00	117	1	98	9	3	4	0	0	1	1	0	0	0	0	
02:00	71	1	60	5	0	3	0	0	0	0	0	2	0	0	
03:00	50	0	42	4	0	2	0	0	1	0	1	0	0	0	
04:00	42	1	30	7	0	2	0	0	0	0	1	1	0	0	
05:00	47	1	34	7	1	1	0	0	1	0	2	0	0	0	
06:00	116	1	96	10	1	2	2	0	1	0	3	0	0	0	
07:00	170	1	140	21	2	4	0	0	1	0	1	0	0	0	
08:00	250	0	221	23	0	2	0	0	1	0	0	3	0	0	
09:00	442	0	391	45	2	3	0	0	0	0	0	1	0	0	
10:00	579	4	531	32	0	6	2	0	1	2	0	1	0	0	
11:00	701	3	658	33	0	5	0	0	2	0	0	0	0	0	
12:00	744	2	701	31	1	5	0	0	1	0	3	0	0	0	
13:00	774	6	719	37	0	3	2	0	4	0	1	2	0	0	
14:00	738	2	684	40	3	4	1	0	2	0	0	2	0	0	
15:00	834	3	789	35	1	1	1	0	1	0	1	2	0	0	
16:00	847	0	799	35	1	5	2	0	1	0	2	2	0	0	
17:00	831	3	775	40	1	4	1	0	4	0	2	1	0	0	
18:00	766	1	724	27	0	5	1	0	2	0	5	1	0	0	
19:00	660	4	605	39	0	4	1	0	1	1	4	1	0	0	
20:00	536	2	504	21	0	4	0	0	2	1	1	1	0	0	
21:00	368	3	332	23	1	3	0	0	2	1	2	1	0	0	
22:00	287	2	259	15	0	5	0	0	0	0	2	4	0	0	
23:00	144	0	120	7	3	6	1	0	4	0	1	2	0	0	
12H,7-19	7676	25	7132	399	11	47	10	0	20	2	15	15	0	0	
16H,6-22	9356	35	8669	492	13	60	13	0	26	5	25	18	0	0	
18H,6-24	9787	37	9048	514	16	71	14	0	30	5	28	24	0	0	
24H,0-24	10288	42	9461	558	20	86	14	0	35	6	37	29	0	0	

12835		OXFORDSHIRE				Site No: 12835019		Location		Site 19 - A40 Northern By-Pass, Oxford					
Wed 08-Nov-23 to Tue 21-Nov-23		Channel: Westbound													
TIME PERIOD	TOTAL VEHICLES	MOTOR-CYCLES	CARS OR CAR-BASED LGV	LIGHT GOODS VEHICLES	BUSES	TWO AXLE, SIX TYRE, RIGID/ BUSES	THREE AXLE RIGID	FOUR OR MORE AXLE RIGID	FOUR OR LESS AXLE ARTIC	FIVE AXLE ARTIC	SIX OR MORE AXLE ARTIC	FIVE OR LESS AXLE MULTI-TRAILER ARTIC	SIX AXLE MULTI-TRAILER ARTIC	SEVEN OR MORE AXLE ARTIC	
Mon 13-Nov-23															
00:00	103	0	80	7	1	1	0	0	2	0	6	6	0	0	
01:00	56	0	37	7	0	4	0	0	0	0	6	2	0	0	
02:00	41	0	21	7	1	3	0	0	2	1	3	3	0	0	
03:00	39	0	21	8	0	3	0	0	0	0	2	5	0	0	
04:00	57	0	34	12	5	0	1	0	2	0	1	2	0	0	
05:00	153	2	113	17	4	2	4	0	5	0	2	4	0	0	
06:00	505	8	388	78	4	5	3	0	8	0	7	4	0	0	
07:00	643	5	516	85	11	4	2	0	5	2	8	5	0	0	
08:00	456	10	352	58	5	5	5	0	10	3	2	6	0	0	
09:00	627	10	439	114	5	16	4	0	17	1	6	15	0	0	
10:00	697	3	506	114	8	13	7	0	19	1	7	19	0	0	
11:00	680	6	501	114	7	13	7	0	14	1	6	11	0	0	
12:00	670	5	500	111	7	9	5	0	15	1	10	7	0	0	
13:00	727	7	530	117	6	14	3	0	22	0	11	17	0	0	
14:00	762	6	624	85	4	13	3	0	16	0	4	7	0	0	
15:00	745	11	561	124	2	15	3	0	6	1	9	12	1	0	
16:00	627	6	539	48	5	5	3	2	9	0	4	6	0	0	
17:00	578	12	497	43	2	7	3	0	4	1	7	2	0	0	
18:00	691	9	619	46	1	6	0	0	2	0	4	4	0	0	
19:00	512	5	468	18	6	7	0	1	4	0	0	3	0	0	
20:00	435	4	385	27	1	5	0	0	0	0	7	6	0	0	
21:00	367	1	322	21	2	5	0	0	5	0	3	8	0	0	
22:00	289	3	263	10	0	2	0	0	4	0	4	3	0	0	
23:00	153	0	126	7	1	2	2	0	10	0	4	1	0	0	
12H,7-19	7903	90	6184	1059	63	120	45	2	139	11	78	111	1	0	
16H,6-22	9722	108	7747	1203	76	142	48	3	156	11	95	132	1	0	
18H,6-24	10164	111	8136	1220	77	146	50	3	170	11	103	136	1	0	
24H,0-24	10613	113	8442	1278	88	159	55	3	181	12	123	158	1	0	

12835		OXFORDSHIRE				Site No: 12835019		Location		Site 19 - A40 Northern By-Pass, Oxford					
Wed 08-Nov-23 to Tue 21-Nov-23						Channel: Westbound									
TIME PERIOD	TOTAL VEHICLES	MOTOR-CYCLES	CARS OR CAR-BASED LGV	LIGHT GOODS VEHICLES	BUSES	TWO AXLE, SIX TYRE, RIGID/ BUSES	THREE AXLE RIGID	FOUR OR MORE AXLE RIGID	FOUR OR LESS AXLE ARTIC	FIVE AXLE ARTIC	SIX OR MORE AXLE ARTIC	FIVE OR LESS AXLE MULTI-TRAILER ARTIC	SIX AXLE MULTI-TRAILER ARTIC	SEVEN OR MORE AXLE ARTIC	
Tue 14-Nov-23															
00:00	86	1	56	7	2	2	2	0	3	1	5	7	0	0	
01:00	61	0	33	12	2	3	0	0	0	0	3	8	0	0	
02:00	73	2	47	5	1	0	0	0	8	0	2	8	0	0	
03:00	62	0	29	12	2	1	1	0	5	1	3	8	0	0	
04:00	89	0	48	14	4	6	1	0	5	0	5	6	0	0	
05:00	211	3	139	30	3	2	5	0	9	1	10	9	0	0	
06:00	450	5	310	84	6	12	1	0	9	2	8	13	0	0	
07:00	629	8	497	87	1	12	1	0	9	1	5	7	1	0	
08:00	575	9	454	63	4	14	4	0	7	1	9	10	0	0	
09:00	589	2	430	92	4	18	3	0	11	6	13	10	0	0	
10:00	732	7	515	147	5	12	9	0	15	1	8	13	0	0	
11:00	728	6	535	124	7	19	3	0	16	0	6	12	0	0	
12:00	686	5	529	97	7	15	1	0	10	0	6	16	0	0	
13:00	729	3	551	120	2	18	3	0	12	0	9	11	0	0	
14:00	757	5	591	100	6	14	5	0	16	0	8	12	0	0	
15:00	810	10	663	97	3	7	1	0	12	2	4	11	0	0	
16:00	634	13	542	39	5	8	4	2	10	1	3	7	0	0	
17:00	534	11	469	31	1	8	0	1	4	0	7	2	0	0	
18:00	633	8	573	31	0	9	0	0	5	0	2	5	0	0	
19:00	586	7	533	25	1	7	0	0	4	0	3	6	0	0	
20:00	492	1	438	29	2	7	2	0	2	0	4	7	0	0	
21:00	418	3	382	18	1	4	1	0	4	0	2	3	0	0	
22:00	298	1	274	9	0	2	0	0	3	0	6	3	0	0	
23:00	138	1	105	12	2	3	1	0	7	0	3	4	0	0	
12H,7-19	8036	87	6349	1028	45	154	34	3	127	12	80	116	1	0	
16H,6-22	9982	103	8012	1184	55	184	38	3	146	14	97	145	1	0	
18H,6-24	10418	105	8391	1205	57	189	39	3	156	14	106	152	1	0	
24H,0-24	11000	111	8743	1285	71	203	48	3	186	17	134	198	1	0	

12835		OXFORDSHIRE				Site No: 12835019	Location	Site 19 - A40 Northern By-Pass, Oxford							
Wed 08-Nov-23 to Tue 21-Nov-23						Channel: Westbound									
TIME PERIOD	TOTAL VEHICLES	MOTOR-CYCLES	CARS OR CAR-BASED LGV	LIGHT GOODS VEHICLES	BUSES	TWO AXLE, SIX TYRE, RIGID/ BUSES	THREE AXLE RIGID	FOUR OR MORE AXLE RIGID	FOUR OR LESS AXLE ARTIC	FIVE AXLE ARTIC	SIX OR MORE AXLE ARTIC	FIVE OR LESS AXLE MULTI-TRAILER ARTIC	SIX AXLE MULTI-TRAILER ARTIC	SEVEN OR MORE AXLE ARTIC	
Wed 15-Nov-23															
00:00	117	0	86	10	0	5	1	1	4	0	5	5	0	0	
01:00	72	0	43	6	3	5	0	0	2	0	6	7	0	0	
02:00	72	2	45	11	0	3	0	0	0	1	6	4	0	0	
03:00	45	0	16	8	1	1	1	0	1	0	2	15	0	0	
04:00	67	1	27	14	0	4	1	0	6	0	8	6	0	0	
05:00	186	1	127	31	2	4	1	0	6	0	6	8	0	0	
06:00	447	3	335	71	8	10	1	0	5	1	6	7	0	0	
07:00	598	9	450	102	10	9	3	0	6	0	4	5	0	0	
08:00	568	12	438	80	2	11	1	0	10	0	7	7	0	0	
09:00	665	13	486	114	4	14	4	0	14	0	6	10	0	0	
10:00	717	7	511	124	8	17	5	1	18	2	11	13	0	0	
11:00	774	11	562	125	8	20	2	1	17	2	16	10	0	0	
12:00	665	7	515	95	6	13	1	0	8	0	7	13	0	0	
13:00	646	5	486	100	4	15	5	0	11	2	6	12	0	0	
14:00	687	6	530	86	9	14	5	0	18	0	6	13	0	0	
15:00	619	9	503	69	6	5	1	0	12	0	7	7	0	0	
16:00	705	15	606	55	2	6	2	1	9	0	5	4	0	0	
17:00	530	15	447	27	1	7	8	3	8	0	7	7	0	0	
18:00	600	9	539	32	2	3	1	0	7	1	0	6	0	0	
19:00	672	14	594	42	1	7	0	0	2	1	6	5	0	0	
20:00	535	1	478	34	4	4	2	0	3	0	2	7	0	0	
21:00	384	4	347	17	0	4	0	0	2	0	4	6	0	0	
22:00	268	1	238	15	1	2	0	0	2	1	3	5	0	0	
23:00	180	2	137	15	3	4	3	0	7	1	4	4	0	0	
12H,7-19	7774	118	6073	1009	62	134	38	6	138	7	82	107	0	0	
16H,6-22	9812	140	7827	1173	75	159	41	6	150	9	100	132	0	0	
18H,6-24	10260	143	8202	1203	79	165	44	6	159	11	107	141	0	0	
24H,0-24	10819	147	8546	1283	85	187	48	7	178	12	140	186	0	0	

12835		OXFORDSHIRE				Site No: 12835019		Location		Site 19 - A40 Northern By-Pass, Oxford					
Wed 08-Nov-23 to Tue 21-Nov-23						Channel: Westbound									
TIME PERIOD	TOTAL VEHICLES	MOTOR-CYCLES	CARS OR CAR-BASED LGV	LIGHT GOODS VEHICLES	BUSES	TWO AXLE, SIX TYRE, RIGID/ BUSES	THREE AXLE RIGID	FOUR OR MORE AXLE RIGID	FOUR OR LESS AXLE ARTIC	FIVE AXLE ARTIC	SIX OR MORE AXLE ARTIC	FIVE OR LESS AXLE MULTI-TRAILER ARTIC	SIX AXLE MULTI-TRAILER ARTIC	SEVEN OR MORE AXLE ARTIC	
Thu 16-Nov-23															
00:00	114	0	90	8	0	2	2	0	4	0	5	3	0	0	
01:00	71	0	38	10	4	2	0	0	5	0	6	6	0	0	
02:00	71	1	46	10	0	0	1	0	0	0	7	6	0	0	
03:00	41	0	17	9	1	2	1	0	2	0	1	8	0	0	
04:00	74	1	40	12	2	4	1	0	2	0	6	6	0	0	
05:00	187	0	136	24	3	1	3	0	7	0	7	6	0	0	
06:00	477	8	351	80	3	8	4	0	9	0	6	8	0	0	
07:00	654	6	525	89	2	9	2	0	5	0	9	7	0	0	
08:00	552	9	426	79	2	11	3	0	8	0	9	5	0	0	
09:00	666	3	458	138	7	21	5	0	14	0	7	13	0	0	
10:00	722	7	509	134	10	14	6	1	20	0	9	12	0	0	
11:00	766	5	570	123	6	16	5	0	13	2	13	13	0	0	
12:00	871	8	710	101	3	14	4	0	8	0	8	15	0	0	
13:00	814	2	625	118	8	21	6	0	13	2	5	14	0	0	
14:00	833	6	656	105	6	10	6	0	19	0	10	15	0	0	
15:00	751	9	591	99	2	11	5	0	13	1	14	6	0	0	
16:00	600	14	504	55	4	5	4	1	1	0	8	4	0	0	
17:00	508	7	455	22	2	7	0	1	7	0	4	3	0	0	
18:00	369	9	328	18	2	2	3	0	3	0	1	3	0	0	
19:00	625	7	554	32	5	7	6	1	7	0	3	3	0	0	
20:00	600	4	550	28	2	5	0	0	0	0	5	6	0	0	
21:00	453	2	408	26	1	4	0	1	3	0	4	4	0	0	
22:00	371	8	325	24	2	2	0	0	0	0	4	6	0	0	
23:00	204	1	168	13	0	4	0	0	9	0	5	4	0	0	
12H,7-19	8106	85	6357	1081	54	141	49	3	124	5	97	110	0	0	
16H,6-22	10261	106	8220	1247	65	165	59	5	143	5	115	131	0	0	
18H,6-24	10836	115	8713	1284	67	171	59	5	152	5	124	141	0	0	
24H,0-24	11394	117	9080	1357	77	182	67	5	172	5	156	176	0	0	

12835		OXFORDSHIRE				Site No: 12835019		Location		Site 19 - A40 Northern By-Pass, Oxford					
Wed 08-Nov-23 to Tue 21-Nov-23		Channel: Westbound													
TIME PERIOD	TOTAL VEHICLES	MOTOR-CYCLES	CARS OR CAR-BASED LGV	LIGHT GOODS VEHICLES	BUSES	TWO AXLE, SIX TYRE, RIGID/ BUSES	THREE AXLE RIGID	FOUR OR MORE AXLE RIGID	FOUR OR LESS AXLE ARTIC	FIVE AXLE ARTIC	SIX OR MORE AXLE ARTIC	FIVE OR LESS AXLE MULTI-TRAILER ARTIC	SIX AXLE MULTI-TRAILER ARTIC	SEVEN OR MORE AXLE ARTIC	
Fri 17-Nov-23															
00:00	137	0	107	11	1	5	0	0	5	0	3	5	0	0	
01:00	74	0	48	6	3	3	0	0	7	0	4	3	0	0	
02:00	72	2	48	8	0	2	0	0	2	1	4	5	0	0	
03:00	52	1	23	9	0	4	1	0	1	0	3	10	0	0	
04:00	51	0	18	12	2	5	1	0	3	0	2	8	0	0	
05:00	195	1	136	26	7	5	3	0	6	0	4	7	0	0	
06:00	418	0	290	86	1	8	1	0	6	0	8	18	0	0	
07:00	715	8	551	119	4	9	2	0	13	0	4	5	0	0	
08:00	660	5	492	104	6	19	5	0	13	1	6	9	0	0	
09:00	696	7	536	103	3	18	5	1	10	0	5	8	0	0	
10:00	836	7	640	118	11	16	6	1	12	0	11	14	0	0	
11:00	889	9	702	115	4	14	2	2	15	0	6	20	0	0	
12:00	722	8	573	96	3	13	1	1	7	1	10	9	0	0	
13:00	777	10	633	87	4	16	3	0	8	1	7	8	0	0	
14:00	824	11	682	87	4	7	6	1	11	0	4	11	0	0	
15:00	628	12	527	45	3	4	12	2	7	1	8	7	0	0	
16:00	539	15	466	27	7	4	4	0	10	1	3	2	0	0	
17:00	575	11	513	29	1	6	3	1	6	0	1	4	0	0	
18:00	757	8	696	31	4	8	2	1	2	0	2	3	0	0	
19:00	727	4	667	34	1	7	2	0	3	0	6	3	0	0	
20:00	671	3	623	24	1	6	1	0	4	0	2	7	0	0	
21:00	490	3	452	20	3	2	0	0	4	0	3	3	0	0	
22:00	367	0	339	16	1	3	1	0	2	0	3	2	0	0	
23:00	357	1	315	22	4	2	1	0	3	0	6	3	0	0	
12H,7-19	8618	111	7011	961	54	134	51	10	114	5	67	100	0	0	
16H,6-22	10924	121	9043	1125	60	157	55	10	131	5	86	131	0	0	
18H,6-24	11648	122	9697	1163	65	162	57	10	136	5	95	136	0	0	
24H,0-24	12229	126	10077	1235	78	186	62	10	160	6	115	174	0	0	

12835		OXFORDSHIRE				Site No: 12835019		Location		Site 19 - A40 Northern By-Pass, Oxford					
Wed 08-Nov-23 to Tue 21-Nov-23		Channel: Westbound													
TIME PERIOD	TOTAL VEHICLES	MOTOR-CYCLES	CARS OR CAR-BASED LGV	LIGHT GOODS VEHICLES	BUSES	TWO AXLE, SIX TYRE, RIGID/ BUSES	THREE AXLE RIGID	FOUR OR MORE AXLE RIGID	FOUR OR LESS AXLE ARTIC	FIVE AXLE ARTIC	SIX OR MORE AXLE ARTIC	FIVE OR LESS AXLE MULTI-TRAILER ARTIC	SIX AXLE MULTI-TRAILER ARTIC	SEVEN OR MORE AXLE ARTIC	
Sat 18-Nov-23															
00:00	178	1	157	12	3	2	0	0	3	0	0	0	0	0	
01:00	104	1	86	5	3	2	0	0	1	1	2	3	0	0	
02:00	68	0	48	6	0	3	0	0	1	0	4	6	0	0	
03:00	58	0	39	4	1	4	0	0	0	0	4	6	0	0	
04:00	53	0	34	10	1	1	0	0	2	0	0	5	0	0	
05:00	87	1	61	12	2	3	0	0	2	0	6	0	0	0	
06:00	195	1	148	27	4	5	2	0	3	0	2	3	0	0	
07:00	339	1	268	50	3	5	3	0	6	0	1	2	0	0	
08:00	470	3	388	65	0	7	2	0	2	0	1	2	0	0	
09:00	680	3	609	47	1	12	0	0	4	1	1	2	0	0	
10:00	863	3	796	48	3	6	0	0	3	1	1	2	0	0	
11:00	803	2	741	47	1	5	2	0	5	0	0	0	0	0	
12:00	806	2	766	29	0	4	0	0	3	0	0	2	0	0	
13:00	835	4	778	39	0	7	1	0	3	0	2	1	0	0	
14:00	781	3	720	44	2	5	2	1	2	0	1	1	0	0	
15:00	782	3	733	36	0	5	0	0	3	0	1	1	0	0	
16:00	813	4	753	47	0	4	2	0	1	0	0	2	0	0	
17:00	688	2	649	25	0	3	1	0	2	0	0	6	0	0	
18:00	610	5	560	32	2	4	1	0	3	0	3	0	0	0	
19:00	541	1	516	14	0	6	1	0	0	1	1	1	0	0	
20:00	462	2	426	24	0	5	1	0	3	0	0	1	0	0	
21:00	358	1	333	14	2	2	0	0	2	0	2	2	0	0	
22:00	314	1	293	10	1	3	1	0	2	1	1	1	0	0	
23:00	242	0	221	12	0	4	0	1	3	0	0	1	0	0	
12H,7-19	8470	35	7761	509	12	67	14	1	37	2	11	21	0	0	
16H,6-22	10026	40	9184	588	18	85	18	1	45	3	16	28	0	0	
18H,6-24	10582	41	9698	610	19	92	19	2	50	4	17	30	0	0	
24H,0-24	11130	44	10123	659	29	107	19	2	59	5	33	50	0	0	

12835		OXFORDSHIRE				Site No: 12835019	Location	Site 19 - A40 Northern By-Pass, Oxford							
Wed 08-Nov-23 to Tue 21-Nov-23						Channel: Westbound									
TIME PERIOD	TOTAL VEHICLES	MOTOR-CYCLES	CARS OR CAR-BASED LGV	LIGHT GOODS VEHICLES	BUSES	TWO AXLE, SIX TYRE, RIGID/ BUSES	THREE AXLE RIGID	FOUR OR MORE AXLE RIGID	FOUR OR LESS AXLE ARTIC	FIVE AXLE ARTIC	SIX OR MORE AXLE ARTIC	FIVE OR LESS AXLE MULTI-TRAILER ARTIC	SIX AXLE MULTI-TRAILER ARTIC	SEVEN OR MORE AXLE ARTIC	
Sun 19-Nov-23															
00:00	189	0	167	13	2	2	0	0	1	0	2	2	0	0	
01:00	114	0	99	7	2	2	0	0	2	0	1	1	0	0	
02:00	66	0	57	3	1	3	0	0	2	0	0	0	0	0	
03:00	47	0	33	5	1	3	0	0	1	0	2	2	0	0	
04:00	43	0	31	8	0	2	0	0	0	0	0	2	0	0	
05:00	58	1	44	8	0	1	0	0	1	0	3	0	0	0	
06:00	124	1	97	16	1	2	2	0	4	0	1	0	0	0	
07:00	194	0	161	19	3	3	0	0	4	0	3	1	0	0	
08:00	297	1	247	38	3	2	1	0	1	0	2	2	0	0	
09:00	452	0	396	46	0	7	1	0	1	0	0	1	0	0	
10:00	658	3	610	38	0	6	0	0	1	0	0	0	0	0	
11:00	769	2	720	31	1	5	1	0	5	0	1	3	0	0	
12:00	802	2	771	22	1	3	0	0	1	0	0	2	0	0	
13:00	722	4	671	37	0	3	2	0	2	0	1	2	0	0	
14:00	709	1	653	40	4	6	2	0	2	0	0	1	0	0	
15:00	734	3	680	41	1	3	0	0	2	0	1	3	0	0	
16:00	787	4	727	40	1	6	0	0	5	0	3	1	0	0	
17:00	734	4	706	17	0	2	0	0	3	0	0	2	0	0	
18:00	663	5	607	43	1	1	1	0	1	0	1	3	0	0	
19:00	574	2	531	28	0	5	1	0	4	0	2	1	0	0	
20:00	477	1	442	26	0	3	0	1	1	1	1	1	0	0	
21:00	359	2	322	18	2	4	0	0	3	0	3	5	0	0	
22:00	272	1	247	12	0	3	2	0	2	0	2	3	0	0	
23:00	158	0	136	11	0	2	0	0	6	0	1	2	0	0	
12H,7-19	7521	29	6949	412	15	47	8	0	28	0	12	21	0	0	
16H,6-22	9055	35	8341	500	18	61	11	1	40	1	19	28	0	0	
18H,6-24	9485	36	8724	523	18	66	13	1	48	1	22	33	0	0	
24H,0-24	10002	37	9155	567	24	79	13	1	55	1	30	40	0	0	

12835		OXFORDSHIRE				Site No: 12835019	Location	Site 19 - A40 Northern By-Pass, Oxford							
Wed 08-Nov-23 to Tue 21-Nov-23						Channel: Westbound									
TIME PERIOD	TOTAL VEHICLES	MOTOR-CYCLES	CARS OR CAR-BASED LGV	LIGHT GOODS VEHICLES	BUSES	TWO AXLE, SIX TYRE, RIGID/ BUSES	THREE AXLE RIGID	FOUR OR MORE AXLE RIGID	FOUR OR LESS AXLE ARTIC	FIVE AXLE ARTIC	SIX OR MORE AXLE ARTIC	FIVE OR LESS AXLE MULTI-TRAILER ARTIC	SIX AXLE MULTI-TRAILER ARTIC	SEVEN OR MORE AXLE ARTIC	
Mon 20-Nov-23															
00:00	84	1	68	3	0	3	0	0	0	0	5	4	0	0	
01:00	52	0	33	5	1	1	1	0	2	0	5	4	0	0	
02:00	37	0	27	5	0	3	0	0	0	0	1	1	0	0	
03:00	30	0	16	6	0	0	1	0	3	1	0	3	0	0	
04:00	65	6	35	7	5	0	2	0	1	0	3	6	0	0	
05:00	140	30	96	5	0	0	6	0	1	1	1	0	0	0	
06:00	3	2	1	0	0	0	0	0	0	0	0	0	0	0	
07:00	1	1	0	0	0	0	0	0	0	0	0	0	0	0	
08:00	15	0	15	0	0	0	0	0	0	0	0	0	0	0	
09:00	0	0	0	0	0	0	0	0	0	0	0	0	0	0	
10:00	0	0	0	0	0	0	0	0	0	0	0	0	0	0	
11:00	0	0	0	0	0	0	0	0	0	0	0	0	0	0	
12:00	0	0	0	0	0	0	0	0	0	0	0	0	0	0	
13:00	0	0	0	0	0	0	0	0	0	0	0	0	0	0	
14:00	1	0	1	0	0	0	0	0	0	0	0	0	0	0	
15:00	0	0	0	0	0	0	0	0	0	0	0	0	0	0	
16:00	0	0	0	0	0	0	0	0	0	0	0	0	0	0	
17:00	0	0	0	0	0	0	0	0	0	0	0	0	0	0	
18:00	0	0	0	0	0	0	0	0	0	0	0	0	0	0	
19:00	0	0	0	0	0	0	0	0	0	0	0	0	0	0	
20:00	0	0	0	0	0	0	0	0	0	0	0	0	0	0	
21:00	0	0	0	0	0	0	0	0	0	0	0	0	0	0	
22:00	0	0	0	0	0	0	0	0	0	0	0	0	0	0	
23:00	0	0	0	0	0	0	0	0	0	0	0	0	0	0	
12H,7-19	17	1	16	0	0	0	0	0	0	0	0	0	0	0	
16H,6-22	20	3	17	0	0	0	0	0	0	0	0	0	0	0	
18H,6-24	20	3	17	0	0	0	0	0	0	0	0	0	0	0	
24H,0-24	428	40	292	31	6	7	10	0	7	2	15	18	0	0	

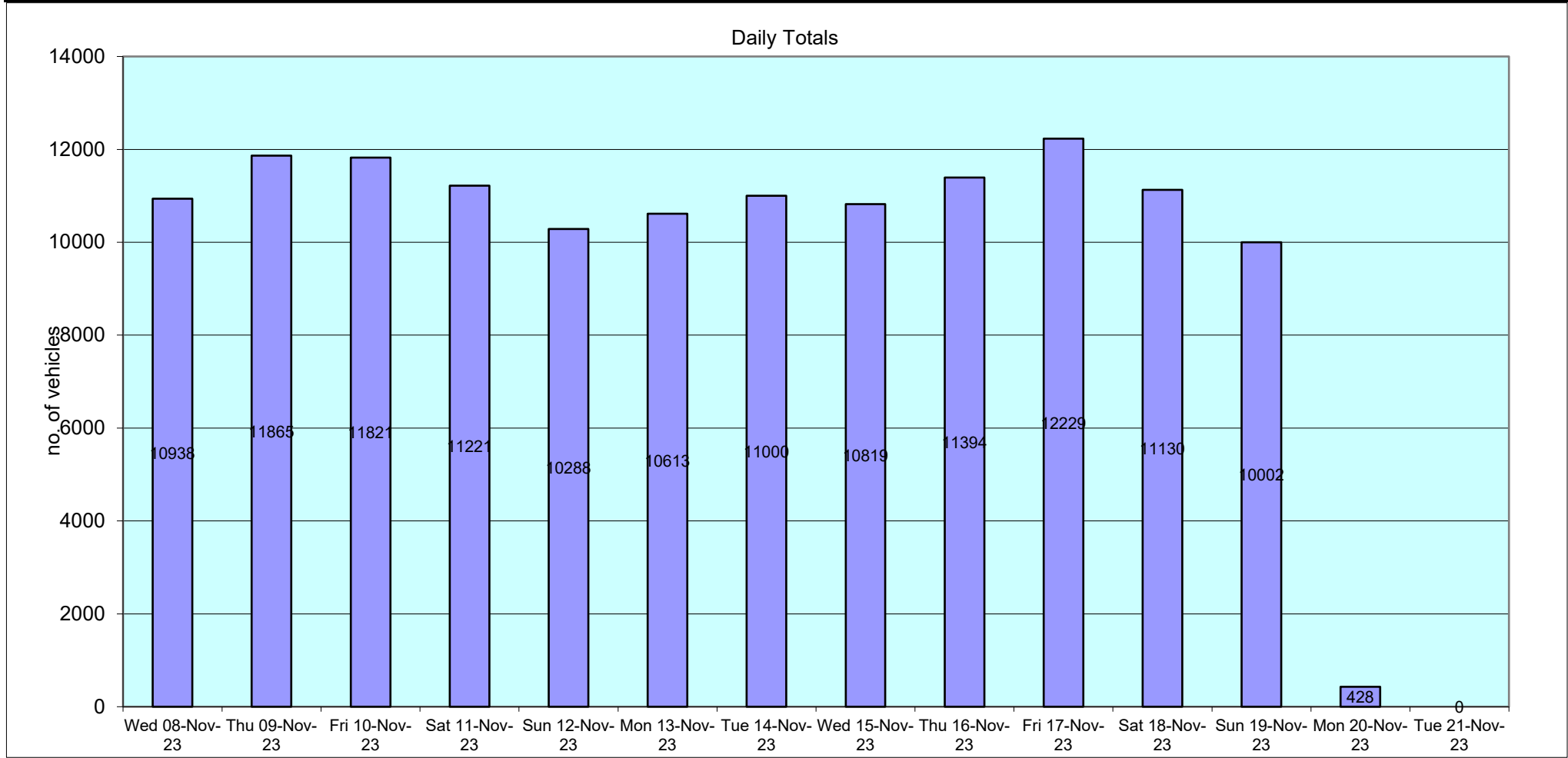
12835		OXFORDSHIRE				Site No: 12835019	Location Site 19 - A40 Northern By-Pass, Oxford								
Wed 08-Nov-23 to Tue 21-Nov-23						Channel: Westbound									
TIME PERIOD	TOTAL VEHICLES	MOTOR-CYCLES	CARS OR CAR-BASED LGV	LIGHT GOODS VEHICLES	BUSES	TWO AXLE, SIX TYRE, RIGID/ BUSES	THREE AXLE RIGID	FOUR OR MORE AXLE RIGID	FOUR OR LESS AXLE ARTIC	FIVE AXLE ARTIC	SIX OR MORE AXLE ARTIC	FIVE OR LESS AXLE MULTI-TRAILER ARTIC	SIX AXLE MULTI-TRAILER ARTIC	SEVEN OR MORE AXLE ARTIC	
Tue 21-Nov-23															
00:00	0	0	0	0	0	0	0	0	0	0	0	0	0	0	
01:00	0	0	0	0	0	0	0	0	0	0	0	0	0	0	
02:00	0	0	0	0	0	0	0	0	0	0	0	0	0	0	
03:00	0	0	0	0	0	0	0	0	0	0	0	0	0	0	
04:00	0	0	0	0	0	0	0	0	0	0	0	0	0	0	
05:00	0	0	0	0	0	0	0	0	0	0	0	0	0	0	
06:00	0	0	0	0	0	0	0	0	0	0	0	0	0	0	
07:00	0	0	0	0	0	0	0	0	0	0	0	0	0	0	
08:00	0	0	0	0	0	0	0	0	0	0	0	0	0	0	
09:00	0	0	0	0	0	0	0	0	0	0	0	0	0	0	
10:00	0	0	0	0	0	0	0	0	0	0	0	0	0	0	
11:00	0	0	0	0	0	0	0	0	0	0	0	0	0	0	
12:00	0	0	0	0	0	0	0	0	0	0	0	0	0	0	
13:00	0	0	0	0	0	0	0	0	0	0	0	0	0	0	
14:00	0	0	0	0	0	0	0	0	0	0	0	0	0	0	
15:00	0	0	0	0	0	0	0	0	0	0	0	0	0	0	
16:00	0	0	0	0	0	0	0	0	0	0	0	0	0	0	
17:00	0	0	0	0	0	0	0	0	0	0	0	0	0	0	
18:00	0	0	0	0	0	0	0	0	0	0	0	0	0	0	
19:00	0	0	0	0	0	0	0	0	0	0	0	0	0	0	
20:00	0	0	0	0	0	0	0	0	0	0	0	0	0	0	
21:00	0	0	0	0	0	0	0	0	0	0	0	0	0	0	
22:00	0	0	0	0	0	0	0	0	0	0	0	0	0	0	
23:00	0	0	0	0	0	0	0	0	0	0	0	0	0	0	
12H,7-19	0	0	0	0	0	0	0	0	0	0	0	0	0	0	
16H,6-22	0	0	0	0	0	0	0	0	0	0	0	0	0	0	
18H,6-24	0	0	0	0	0	0	0	0	0	0	0	0	0	0	
24H,0-24	0	0	0	0	0	0	0	0	0	0	0	0	0	0	

12835		OXFORDSHIRE				Site No: 12835019	Location	Site 19 - A40 Northern By-Pass, Oxford							
Wed 08-Nov-23 to Tue 21-Nov-23						Channel: Westbound									
TIME PERIOD	TOTAL VEHICLES	MOTOR-CYCLES	CARS OR CAR-BASED LGV	LIGHT GOODS VEHICLES	BUSES	TWO AXLE, SIX TYRE, RIGID/ BUSES	THREE AXLE RIGID	FOUR OR MORE AXLE RIGID	FOUR OR LESS AXLE ARTIC	FIVE AXLE ARTIC	SIX OR MORE AXLE ARTIC	FIVE OR LESS AXLE MULTI-TRAILER ARTIC	SIX AXLE MULTI-TRAILER ARTIC	SEVEN OR MORE AXLE ARTIC	
Daily Totals															
Wed 08-Nov-23	10938	126	8706	1275	97	192	77	5	154	10	134	162	0	0	
Thu 09-Nov-23	11865	134	9548	1313	77	187	76	5	174	12	137	200	2	0	
Fri 10-Nov-23	11821	135	9709	1177	90	164	47	11	191	6	124	167	0	0	
Sat 11-Nov-23	11221	63	10119	716	24	104	15	8	67	3	44	58	0	0	
Sun 12-Nov-23	10288	42	9461	558	20	86	14	0	35	6	37	29	0	0	
Mon 13-Nov-23	10613	113	8442	1278	88	159	55	3	181	12	123	158	1	0	
Tue 14-Nov-23	11000	111	8743	1285	71	203	48	3	186	17	134	198	1	0	
Wed 15-Nov-23	10819	147	8546	1283	85	187	48	7	178	12	140	186	0	0	
Thu 16-Nov-23	11394	117	9080	1357	77	182	67	5	172	5	156	176	0	0	
Fri 17-Nov-23	12229	126	10077	1235	78	186	62	10	160	6	115	174	0	0	
Sat 18-Nov-23	11130	44	10123	659	29	107	19	2	59	5	33	50	0	0	
Sun 19-Nov-23	10002	37	9155	567	24	79	13	1	55	1	30	40	0	0	
Mon 20-Nov-23	428	40	292	31	6	7	10	0	7	2	15	18	0	0	
Tue 21-Nov-23	0	0	0	0	0	0	0	0	0	0	0	0	0	0	

12835 OXFORDSHIRE Site No: 12835019 Location Site 19 - A40 Northern By-Pass, Oxford
 Wed 08-Nov-23 to Tue 21-Nov-23 Channel: Westbound

TIME PERIOD	TOTAL VEHICLES	MOTOR-CYCLES	CARS OR CAR-BASED LGV	LIGHT GOODS VEHICLES	BUSES	TWO AXLE, SIX TYRE, RIGID/ BUSES	THREE AXLE RIGID	FOUR OR MORE AXLE RIGID	FOUR OR LESS AXLE ARTIC	FIVE AXLE ARTIC	SIX OR MORE AXLE ARTIC	FIVE OR LESS AXLE MULTI-TRAILER ARTIC	SIX AXLE MULTI-TRAILER ARTIC	SEVEN OR MORE AXLE ARTIC
-------------	----------------	--------------	-----------------------	----------------------	-------	----------------------------------	------------------	-------------------------	-------------------------	-----------------	------------------------	---------------------------------------	------------------------------	--------------------------

Total Vehicles	[--]	133748	1235	112001	12734	766	1843	551	60	1619	97	1222	1616	4	0
----------------	------	--------	------	--------	-------	-----	------	-----	----	------	----	------	------	---	---



12835 OXFORDSHIRE Site No: 12835019 Location Site 19 - A40 Northern By-Pass, Oxford
 Wed 08-Nov-23 to Tue 21-Nov-23 Channel: Westbound

TIME PERIOD	TOTAL VEHICLES	MOTOR-CYCLES	MOTOR-CYCLES%	CARS	CARS %	LGV	LGV %	HGV	HGV %	BUS	BUS %
Wed 08-Nov-23											
00:00	112	0	0.0	76	67.9	10	8.9	25	22.3	1	0.9
01:00	43	0	0.0	21	48.8	4	9.3	17	39.5	1	2.3
02:00	74	0	0.0	50	67.6	8	10.8	16	21.6	0	0.0
03:00	51	0	0.0	30	58.8	6	11.8	15	29.4	0	0.0
04:00	77	0	0.0	34	44.2	10	13.0	25	32.5	8	10.4
05:00	189	1	0.5	133	70.4	24	12.7	26	13.8	5	2.7
06:00	400	5	1.3	285	71.3	74	18.5	31	7.8	5	1.3
07:00	653	10	1.5	534	81.8	75	11.5	29	4.4	5	0.8
08:00	412	2	0.5	338	82.0	41	10.0	26	6.3	5	1.2
09:00	523	13	2.5	378	72.3	80	15.3	48	9.2	4	0.8
10:00	749	7	0.9	532	71.0	136	18.2	66	8.8	8	1.1
11:00	802	7	0.9	601	74.9	123	15.3	64	8.0	7	0.9
12:00	751	4	0.5	553	73.6	129	17.2	60	8.0	5	0.7
13:00	765	6	0.8	577	75.4	121	15.8	53	6.9	8	1.1
14:00	871	2	0.2	686	78.8	121	13.9	53	6.1	9	1.0
15:00	699	7	1.0	555	79.4	91	13.0	44	6.3	2	0.3
16:00	637	16	2.5	533	83.7	54	8.5	23	3.6	11	1.7
17:00	582	18	3.1	513	88.1	31	5.3	17	2.9	3	0.5
18:00	567	10	1.8	509	89.8	25	4.4	17	3.0	6	1.1
19:00	608	9	1.5	540	88.8	35	5.8	23	3.8	1	0.2
20:00	515	3	0.6	469	91.1	26	5.1	17	3.3	0	0.0
21:00	400	3	0.8	363	90.8	23	5.8	10	2.5	1	0.3
22:00	274	0	0.0	246	89.8	17	6.2	10	3.7	1	0.4
23:00	184	3	1.6	150	81.5	11	6.0	19	10.3	1	0.5
12H,7-19	8011	102	1.3	6309	78.8	1027	12.8	500	6.2	73	0.9
16H,6-22	9934	122	1.2	7966	80.2	1185	11.9	581	5.9	80	0.8
18H,6-24	10392	125	1.2	8362	80.5	1213	11.7	610	5.9	82	0.8
24H,0-24	10938	126	1.2	8706	79.6	1275	11.7	734	6.7	97	0.9

12835 OXFORDSHIRE Site No: 12835019 Location Site 19 - A40 Northern By-Pass, Oxford
 Wed 08-Nov-23 to Tue 21-Nov-23 Channel: Westbound

TIME PERIOD	TOTAL VEHICLES	MOTOR-CYCLES	MOTOR-CYCLES%	CARS	CARS %	LGV	LGV %	HGV	HGV %	BUS	BUS %
Thu 09-Nov-23											
00:00	195	1	0.5	147	75.4	20	10.3	27	13.9	0	0.0
01:00	85	0	0.0	52	61.2	9	10.6	23	27.1	1	1.2
02:00	69	1	1.5	53	76.8	7	10.1	8	11.6	0	0.0
03:00	53	1	1.9	28	52.8	7	13.2	15	28.3	2	3.8
04:00	57	1	1.8	33	57.9	10	17.5	10	17.5	3	5.3
05:00	204	3	1.5	134	65.7	32	15.7	31	15.2	4	2.0
06:00	424	8	1.9	314	74.1	66	15.6	32	7.6	4	0.9
07:00	661	6	0.9	528	79.9	92	13.9	31	4.7	4	0.6
08:00	497	10	2.0	377	75.9	68	13.7	38	7.7	4	0.8
09:00	605	3	0.5	426	70.4	111	18.4	58	9.6	7	1.2
10:00	756	8	1.1	555	73.4	118	15.6	65	8.6	10	1.3
11:00	773	8	1.0	600	77.6	108	14.0	56	7.2	1	0.1
12:00	874	4	0.5	684	78.3	115	13.2	63	7.2	8	0.9
13:00	786	7	0.9	580	73.8	129	16.4	66	8.4	4	0.5
14:00	856	10	1.2	673	78.6	110	12.9	53	6.2	10	1.2
15:00	670	10	1.5	542	80.9	63	9.4	52	7.8	3	0.5
16:00	530	11	2.1	472	89.1	29	5.5	17	3.2	1	0.2
17:00	569	12	2.1	506	88.9	26	4.6	22	3.9	3	0.5
18:00	638	11	1.7	571	89.5	30	4.7	23	3.6	3	0.5
19:00	776	5	0.6	713	91.9	37	4.8	21	2.7	0	0.0
20:00	661	5	0.8	595	90.0	42	6.4	16	2.4	3	0.5
21:00	502	3	0.6	441	87.9	40	8.0	17	3.4	1	0.2
22:00	360	2	0.6	316	87.8	25	6.9	17	4.7	0	0.0
23:00	264	4	1.5	208	78.8	19	7.2	32	12.1	1	0.4
12H,7-19	8215	100	1.2	6514	79.3	999	12.2	544	6.6	58	0.7
16H,6-22	10578	121	1.1	8577	81.1	1184	11.2	630	6.0	66	0.6
18H,6-24	11202	127	1.1	9101	81.2	1228	11.0	679	6.1	67	0.6
24H,0-24	11865	134	1.1	9548	80.5	1313	11.1	793	6.7	77	0.7

12835 OXFORDSHIRE Site No: 12835019 Location Site 19 - A40 Northern By-Pass, Oxford
 Wed 08-Nov-23 to Tue 21-Nov-23 Channel: Westbound

TIME PERIOD	TOTAL VEHICLES	MOTOR-CYCLES	MOTOR-CYCLES%	CARS	CARS %	LGV	LGV %	HGV	HGV %	BUS	BUS %
Fri 10-Nov-23											
00:00	185	0	0.0	136	73.5	19	10.3	30	16.2	0	0.0
01:00	124	0	0.0	78	62.9	13	10.5	29	23.4	4	3.2
02:00	95	0	0.0	63	66.3	12	12.6	20	21.1	0	0.0
03:00	65	1	1.5	34	52.3	11	16.9	16	24.6	3	4.6
04:00	75	0	0.0	35	46.7	13	17.3	27	36.0	0	0.0
05:00	200	2	1.0	145	72.5	16	8.0	32	16.0	5	2.5
06:00	404	6	1.5	286	70.8	73	18.1	35	8.7	4	1.0
07:00	641	10	1.6	496	77.4	95	14.8	31	4.8	9	1.4
08:00	475	6	1.3	354	74.5	80	16.8	31	6.5	4	0.8
09:00	632	8	1.3	455	72.0	93	14.7	71	11.2	5	0.8
10:00	730	12	1.6	548	75.1	112	15.3	52	7.1	6	0.8
11:00	846	6	0.7	654	77.3	110	13.0	67	7.9	9	1.1
12:00	882	8	0.9	713	80.8	117	13.3	42	4.8	2	0.2
13:00	781	6	0.8	623	79.8	98	12.6	50	6.4	4	0.5
14:00	749	9	1.2	619	82.6	72	9.6	44	5.9	5	0.7
15:00	589	18	3.1	504	85.6	34	5.8	27	4.6	6	1.0
16:00	551	13	2.4	492	89.3	21	3.8	14	2.5	11	2.0
17:00	551	10	1.8	508	92.2	16	2.9	15	2.7	2	0.4
18:00	736	9	1.2	673	91.4	34	4.6	18	2.5	2	0.3
19:00	817	4	0.5	756	92.5	42	5.1	13	1.6	2	0.2
20:00	616	2	0.3	564	91.6	33	5.4	12	2.0	5	0.8
21:00	461	3	0.7	417	90.5	32	6.9	9	2.0	0	0.0
22:00	344	1	0.3	315	91.6	17	4.9	10	2.9	1	0.3
23:00	272	1	0.4	241	88.6	14	5.2	15	5.5	1	0.4
12H,7-19	8163	115	1.4	6639	81.3	882	10.8	462	5.7	65	0.8
16H,6-22	10461	130	1.2	8662	82.8	1062	10.2	531	5.1	76	0.7
18H,6-24	11077	132	1.2	9218	83.2	1093	9.9	556	5.0	78	0.7
24H,0-24	11821	135	1.1	9709	82.1	1177	10.0	710	6.0	90	0.8

12835 OXFORDSHIRE Site No: 12835019 Location Site 19 - A40 Northern By-Pass, Oxford
 Wed 08-Nov-23 to Tue 21-Nov-23 Channel: Westbound

TIME PERIOD	TOTAL VEHICLES	MOTOR-CYCLES	MOTOR-CYCLES%	CARS	CARS %	LGV	LGV %	HGV	HGV %	BUS	BUS %
Sat 11-Nov-23											
00:00	201	1	0.5	168	83.6	12	6.0	19	9.5	1	0.5
01:00	104	2	1.9	71	68.3	14	13.5	14	13.5	3	2.9
02:00	95	1	1.1	70	73.7	10	10.5	13	13.7	1	1.1
03:00	57	0	0.0	37	64.9	7	12.3	13	22.8	0	0.0
04:00	58	1	1.7	36	62.1	10	17.2	10	17.2	1	1.7
05:00	80	1	1.3	58	72.5	14	17.5	7	8.8	0	0.0
06:00	212	1	0.5	154	72.6	32	15.1	23	10.9	2	0.9
07:00	319	0	0.0	247	77.4	56	17.6	16	5.0	0	0.0
08:00	468	3	0.6	408	87.2	46	9.8	11	2.4	0	0.0
09:00	681	1	0.2	597	87.7	62	9.1	20	2.9	1	0.2
10:00	820	1	0.1	752	91.7	49	6.0	16	2.0	2	0.2
11:00	798	4	0.5	739	92.6	38	4.8	17	2.1	0	0.0
12:00	702	2	0.3	655	93.3	32	4.6	11	1.6	2	0.3
13:00	770	8	1.0	705	91.6	41	5.3	14	1.8	2	0.3
14:00	832	7	0.8	776	93.3	39	4.7	10	1.2	0	0.0
15:00	743	4	0.5	692	93.1	41	5.5	6	0.8	0	0.0
16:00	830	7	0.8	759	91.5	48	5.8	11	1.3	5	0.6
17:00	767	7	0.9	720	93.9	32	4.2	8	1.0	0	0.0
18:00	658	3	0.5	614	93.3	31	4.7	10	1.5	0	0.0
19:00	614	2	0.3	571	93.0	31	5.1	9	1.5	1	0.2
20:00	465	5	1.1	427	91.8	19	4.1	14	3.0	0	0.0
21:00	352	0	0.0	316	89.8	19	5.4	15	4.3	2	0.6
22:00	356	1	0.3	333	93.5	17	4.8	4	1.1	1	0.3
23:00	239	1	0.4	214	89.5	16	6.7	8	3.4	0	0.0
12H,7-19	8388	47	0.6	7664	91.4	515	6.1	150	1.8	12	0.1
16H,6-22	10031	55	0.6	9132	91.0	616	6.1	211	2.1	17	0.2
18H,6-24	10626	57	0.5	9679	91.1	649	6.1	223	2.1	18	0.2
24H,0-24	11221	63	0.6	10119	90.2	716	6.4	299	2.7	24	0.2

12835 OXFORDSHIRE Site No: 12835019 Location Site 19 - A40 Northern By-Pass, Oxford
 Wed 08-Nov-23 to Tue 21-Nov-23 Channel: Westbound

TIME PERIOD	TOTAL VEHICLES	MOTOR-CYCLES	MOTOR-CYCLES%	CARS	CARS %	LGV	LGV %	HGV	HGV %	BUS	BUS %
Sun 12-Nov-23											
00:00	174	1	0.6	149	85.6	12	6.9	12	6.9	0	0.0
01:00	117	1	0.9	98	83.8	9	7.7	6	5.1	3	2.6
02:00	71	1	1.4	60	84.5	5	7.0	5	7.0	0	0.0
03:00	50	0	0.0	42	84.0	4	8.0	4	8.0	0	0.0
04:00	42	1	2.4	30	71.4	7	16.7	4	9.5	0	0.0
05:00	47	1	2.1	34	72.3	7	14.9	4	8.5	1	2.1
06:00	116	1	0.9	96	82.8	10	8.6	8	6.9	1	0.9
07:00	170	1	0.6	140	82.4	21	12.4	6	3.5	2	1.2
08:00	250	0	0.0	221	88.4	23	9.2	6	2.4	0	0.0
09:00	442	0	0.0	391	88.5	45	10.2	4	0.9	2	0.5
10:00	579	4	0.7	531	91.7	32	5.5	12	2.1	0	0.0
11:00	701	3	0.4	658	93.9	33	4.7	7	1.0	0	0.0
12:00	744	2	0.3	701	94.2	31	4.2	9	1.2	1	0.1
13:00	774	6	0.8	719	92.9	37	4.8	12	1.6	0	0.0
14:00	738	2	0.3	684	92.7	40	5.4	9	1.2	3	0.4
15:00	834	3	0.4	789	94.6	35	4.2	6	0.7	1	0.1
16:00	847	0	0.0	799	94.3	35	4.1	12	1.4	1	0.1
17:00	831	3	0.4	775	93.3	40	4.8	12	1.4	1	0.1
18:00	766	1	0.1	724	94.5	27	3.5	14	1.8	0	0.0
19:00	660	4	0.6	605	91.7	39	5.9	12	1.8	0	0.0
20:00	536	2	0.4	504	94.0	21	3.9	9	1.7	0	0.0
21:00	368	3	0.8	332	90.2	23	6.3	9	2.5	1	0.3
22:00	287	2	0.7	259	90.2	15	5.2	11	3.8	0	0.0
23:00	144	0	0.0	120	83.3	7	4.9	14	9.7	3	2.1
12H,7-19	7676	25	0.3	7132	92.9	399	5.2	109	1.4	11	0.1
16H,6-22	9356	35	0.4	8669	92.7	492	5.3	147	1.6	13	0.1
18H,6-24	9787	37	0.4	9048	92.5	514	5.3	172	1.8	16	0.2
24H,0-24	10288	42	0.4	9461	92.0	558	5.4	207	2.0	20	0.2

12835 OXFORDSHIRE Site No: 12835019 Location Site 19 - A40 Northern By-Pass, Oxford
 Wed 08-Nov-23 to Tue 21-Nov-23 Channel: Westbound

TIME PERIOD	TOTAL VEHICLES	MOTOR-CYCLES	MOTOR-CYCLES%	CARS	CARS %	LGV	LGV %	HGV	HGV %	BUS	BUS %
Mon 13-Nov-23											
00:00	103	0	0.0	80	77.7	7	6.8	15	14.6	1	1.0
01:00	56	0	0.0	37	66.1	7	12.5	12	21.4	0	0.0
02:00	41	0	0.0	21	51.2	7	17.1	12	29.3	1	2.4
03:00	39	0	0.0	21	53.9	8	20.5	10	25.6	0	0.0
04:00	57	0	0.0	34	59.7	12	21.1	6	10.5	5	8.8
05:00	153	2	1.3	113	73.9	17	11.1	17	11.1	4	2.6
06:00	505	8	1.6	388	76.8	78	15.5	27	5.4	4	0.8
07:00	643	5	0.8	516	80.3	85	13.2	26	4.0	11	1.7
08:00	456	10	2.2	352	77.2	58	12.7	31	6.8	5	1.1
09:00	627	10	1.6	439	70.0	114	18.2	59	9.4	5	0.8
10:00	697	3	0.4	506	72.6	114	16.4	66	9.5	8	1.2
11:00	680	6	0.9	501	73.7	114	16.8	52	7.7	7	1.0
12:00	670	5	0.8	500	74.6	111	16.6	47	7.0	7	1.0
13:00	727	7	1.0	530	72.9	117	16.1	67	9.2	6	0.8
14:00	762	6	0.8	624	81.9	85	11.2	43	5.6	4	0.5
15:00	745	11	1.5	561	75.3	124	16.6	47	6.3	2	0.3
16:00	627	6	1.0	539	86.0	48	7.7	29	4.6	5	0.8
17:00	578	12	2.1	497	86.0	43	7.4	24	4.2	2	0.4
18:00	691	9	1.3	619	89.6	46	6.7	16	2.3	1	0.1
19:00	512	5	1.0	468	91.4	18	3.5	15	2.9	6	1.2
20:00	435	4	0.9	385	88.5	27	6.2	18	4.1	1	0.2
21:00	367	1	0.3	322	87.7	21	5.7	21	5.7	2	0.5
22:00	289	3	1.0	263	91.0	10	3.5	13	4.5	0	0.0
23:00	153	0	0.0	126	82.4	7	4.6	19	12.4	1	0.7
12H,7-19	7903	90	1.1	6184	78.3	1059	13.4	507	6.4	63	0.8
16H,6-22	9722	108	1.1	7747	79.7	1203	12.4	588	6.1	76	0.8
18H,6-24	10164	111	1.1	8136	80.1	1220	12.0	620	6.1	77	0.8
24H,0-24	10613	113	1.1	8442	79.5	1278	12.0	692	6.5	88	0.8

12835 OXFORDSHIRE Site No: 12835019 Location Site 19 - A40 Northern By-Pass, Oxford
 Wed 08-Nov-23 to Tue 21-Nov-23 Channel: Westbound

TIME PERIOD	TOTAL VEHICLES	MOTOR-CYCLES	MOTOR-CYCLES%	CARS	CARS %	LGV	LGV %	HGV	HGV %	BUS	BUS %
Tue 14-Nov-23											
00:00	86	1	1.2	56	65.1	7	8.1	20	23.3	2	2.3
01:00	61	0	0.0	33	54.1	12	19.7	14	23.0	2	3.3
02:00	73	2	2.7	47	64.4	5	6.9	18	24.7	1	1.4
03:00	62	0	0.0	29	46.8	12	19.4	19	30.7	2	3.2
04:00	89	0	0.0	48	53.9	14	15.7	23	25.8	4	4.5
05:00	211	3	1.4	139	65.9	30	14.2	36	17.1	3	1.4
06:00	450	5	1.1	310	68.9	84	18.7	45	10.0	6	1.3
07:00	629	8	1.3	497	79.0	87	13.8	36	5.7	1	0.2
08:00	575	9	1.6	454	79.0	63	11.0	45	7.8	4	0.7
09:00	589	2	0.3	430	73.0	92	15.6	61	10.4	4	0.7
10:00	732	7	1.0	515	70.4	147	20.1	58	7.9	5	0.7
11:00	728	6	0.8	535	73.5	124	17.0	56	7.7	7	1.0
12:00	686	5	0.7	529	77.1	97	14.1	48	7.0	7	1.0
13:00	729	3	0.4	551	75.6	120	16.5	53	7.3	2	0.3
14:00	757	5	0.7	591	78.1	100	13.2	55	7.3	6	0.8
15:00	810	10	1.2	663	81.9	97	12.0	37	4.6	3	0.4
16:00	634	13	2.1	542	85.5	39	6.2	35	5.5	5	0.8
17:00	534	11	2.1	469	87.8	31	5.8	22	4.1	1	0.2
18:00	633	8	1.3	573	90.5	31	4.9	21	3.3	0	0.0
19:00	586	7	1.2	533	91.0	25	4.3	20	3.4	1	0.2
20:00	492	1	0.2	438	89.0	29	5.9	22	4.5	2	0.4
21:00	418	3	0.7	382	91.4	18	4.3	14	3.4	1	0.2
22:00	298	1	0.3	274	92.0	9	3.0	14	4.7	0	0.0
23:00	138	1	0.7	105	76.1	12	8.7	18	13.0	2	1.5
12H,7-19	8036	87	1.1	6349	79.0	1028	12.8	527	6.6	45	0.6
16H,6-22	9982	103	1.0	8012	80.3	1184	11.9	628	6.3	55	0.6
18H,6-24	10418	105	1.0	8391	80.5	1205	11.6	660	6.3	57	0.6
24H,0-24	11000	111	1.0	8743	79.5	1285	11.7	790	7.2	71	0.7

12835 OXFORDSHIRE Site No: 12835019 Location Site 19 - A40 Northern By-Pass, Oxford
 Wed 08-Nov-23 to Tue 21-Nov-23 Channel: Westbound

TIME PERIOD	TOTAL VEHICLES	MOTOR-CYCLES	MOTOR-CYCLES%	CARS	CARS %	LGV	LGV %	HGV	HGV %	BUS	BUS %
Wed 15-Nov-23											
00:00	117	0	0.0	86	73.5	10	8.6	21	18.0	0	0.0
01:00	72	0	0.0	43	59.7	6	8.3	20	27.8	3	4.2
02:00	72	2	2.8	45	62.5	11	15.3	14	19.4	0	0.0
03:00	45	0	0.0	16	35.6	8	17.8	20	44.4	1	2.2
04:00	67	1	1.5	27	40.3	14	20.9	25	37.3	0	0.0
05:00	186	1	0.5	127	68.3	31	16.7	25	13.4	2	1.1
06:00	447	3	0.7	335	74.9	71	15.9	30	6.7	8	1.8
07:00	598	9	1.5	450	75.3	102	17.1	27	4.5	10	1.7
08:00	568	12	2.1	438	77.1	80	14.1	36	6.3	2	0.4
09:00	665	13	2.0	486	73.1	114	17.1	48	7.2	4	0.6
10:00	717	7	1.0	511	71.3	124	17.3	67	9.3	8	1.1
11:00	774	11	1.4	562	72.6	125	16.2	68	8.8	8	1.0
12:00	665	7	1.1	515	77.4	95	14.3	42	6.3	6	0.9
13:00	646	5	0.8	486	75.2	100	15.5	51	7.9	4	0.6
14:00	687	6	0.9	530	77.2	86	12.5	56	8.2	9	1.3
15:00	619	9	1.5	503	81.3	69	11.2	32	5.2	6	1.0
16:00	705	15	2.1	606	86.0	55	7.8	27	3.8	2	0.3
17:00	530	15	2.8	447	84.3	27	5.1	40	7.6	1	0.2
18:00	600	9	1.5	539	89.8	32	5.3	18	3.0	2	0.3
19:00	672	14	2.1	594	88.4	42	6.3	21	3.1	1	0.2
20:00	535	1	0.2	478	89.4	34	6.4	18	3.4	4	0.8
21:00	384	4	1.0	347	90.4	17	4.4	16	4.2	0	0.0
22:00	268	1	0.4	238	88.8	15	5.6	13	4.9	1	0.4
23:00	180	2	1.1	137	76.1	15	8.3	23	12.8	3	1.7
12H,7-19	7774	118	1.5	6073	78.1	1009	13.0	512	6.6	62	0.8
16H,6-22	9812	140	1.4	7827	79.8	1173	12.0	597	6.1	75	0.8
18H,6-24	10260	143	1.4	8202	79.9	1203	11.7	633	6.2	79	0.8
24H,0-24	10819	147	1.4	8546	79.0	1283	11.9	758	7.0	85	0.8

12835 OXFORDSHIRE Site No: 12835019 Location Site 19 - A40 Northern By-Pass, Oxford
 Wed 08-Nov-23 to Tue 21-Nov-23 Channel: Westbound

TIME PERIOD	TOTAL VEHICLES	MOTOR-CYCLES	MOTOR-CYCLES%	CARS	CARS %	LGV	LGV %	HGV	HGV %	BUS	BUS %
Thu 16-Nov-23											
00:00	114	0	0.0	90	79.0	8	7.0	16	14.0	0	0.0
01:00	71	0	0.0	38	53.5	10	14.1	19	26.8	4	5.6
02:00	71	1	1.4	46	64.8	10	14.1	14	19.7	0	0.0
03:00	41	0	0.0	17	41.5	9	22.0	14	34.2	1	2.4
04:00	74	1	1.4	40	54.1	12	16.2	19	25.7	2	2.7
05:00	187	0	0.0	136	72.7	24	12.8	24	12.8	3	1.6
06:00	477	8	1.7	351	73.6	80	16.8	35	7.3	3	0.6
07:00	654	6	0.9	525	80.3	89	13.6	32	4.9	2	0.3
08:00	552	9	1.6	426	77.2	79	14.3	36	6.5	2	0.4
09:00	666	3	0.5	458	68.8	138	20.7	60	9.0	7	1.1
10:00	722	7	1.0	509	70.5	134	18.6	62	8.6	10	1.4
11:00	766	5	0.7	570	74.4	123	16.1	62	8.1	6	0.8
12:00	871	8	0.9	710	81.5	101	11.6	49	5.6	3	0.3
13:00	814	2	0.3	625	76.8	118	14.5	61	7.5	8	1.0
14:00	833	6	0.7	656	78.8	105	12.6	60	7.2	6	0.7
15:00	751	9	1.2	591	78.7	99	13.2	50	6.7	2	0.3
16:00	600	14	2.3	504	84.0	55	9.2	23	3.8	4	0.7
17:00	508	7	1.4	455	89.6	22	4.3	22	4.3	2	0.4
18:00	369	9	2.4	328	88.9	18	4.9	12	3.3	2	0.5
19:00	625	7	1.1	554	88.6	32	5.1	27	4.3	5	0.8
20:00	600	4	0.7	550	91.7	28	4.7	16	2.7	2	0.3
21:00	453	2	0.4	408	90.1	26	5.7	16	3.5	1	0.2
22:00	371	8	2.2	325	87.6	24	6.5	12	3.2	2	0.5
23:00	204	1	0.5	168	82.4	13	6.4	22	10.8	0	0.0
12H,7-19	8106	85	1.1	6357	78.4	1081	13.3	529	6.5	54	0.7
16H,6-22	10261	106	1.0	8220	80.1	1247	12.2	623	6.1	65	0.6
18H,6-24	10836	115	1.1	8713	80.4	1284	11.9	657	6.1	67	0.6
24H,0-24	11394	117	1.0	9080	79.7	1357	11.9	763	6.7	77	0.7

12835 OXFORDSHIRE Site No: 12835019 Location Site 19 - A40 Northern By-Pass, Oxford
 Wed 08-Nov-23 to Tue 21-Nov-23 Channel: Westbound

TIME PERIOD	TOTAL VEHICLES	MOTOR-CYCLES	MOTOR-CYCLES%	CARS	CARS %	LGV	LGV %	HGV	HGV %	BUS	BUS %
Fri 17-Nov-23											
00:00	137	0	0.0	107	78.1	11	8.0	18	13.1	1	0.7
01:00	74	0	0.0	48	64.9	6	8.1	17	23.0	3	4.1
02:00	72	2	2.8	48	66.7	8	11.1	14	19.4	0	0.0
03:00	52	1	1.9	23	44.2	9	17.3	19	36.5	0	0.0
04:00	51	0	0.0	18	35.3	12	23.5	19	37.3	2	3.9
05:00	195	1	0.5	136	69.7	26	13.3	25	12.8	7	3.6
06:00	418	0	0.0	290	69.4	86	20.6	41	9.8	1	0.2
07:00	715	8	1.1	551	77.1	119	16.6	33	4.6	4	0.6
08:00	660	5	0.8	492	74.6	104	15.8	53	8.0	6	0.9
09:00	696	7	1.0	536	77.0	103	14.8	47	6.8	3	0.4
10:00	836	7	0.8	640	76.6	118	14.1	60	7.2	11	1.3
11:00	889	9	1.0	702	79.0	115	12.9	59	6.6	4	0.5
12:00	722	8	1.1	573	79.4	96	13.3	42	5.8	3	0.4
13:00	777	10	1.3	633	81.5	87	11.2	43	5.5	4	0.5
14:00	824	11	1.3	682	82.8	87	10.6	40	4.9	4	0.5
15:00	628	12	1.9	527	83.9	45	7.2	41	6.5	3	0.5
16:00	539	15	2.8	466	86.5	27	5.0	24	4.5	7	1.3
17:00	575	11	1.9	513	89.2	29	5.0	21	3.7	1	0.2
18:00	757	8	1.1	696	91.9	31	4.1	18	2.4	4	0.5
19:00	727	4	0.6	667	91.8	34	4.7	21	2.9	1	0.1
20:00	671	3	0.5	623	92.9	24	3.6	20	3.0	1	0.2
21:00	490	3	0.6	452	92.2	20	4.1	12	2.5	3	0.6
22:00	367	0	0.0	339	92.4	16	4.4	11	3.0	1	0.3
23:00	357	1	0.3	315	88.2	22	6.2	15	4.2	4	1.1
12H,7-19	8618	111	1.3	7011	81.4	961	11.2	481	5.6	54	0.6
16H,6-22	10924	121	1.1	9043	82.8	1125	10.3	575	5.3	60	0.6
18H,6-24	11648	122	1.1	9697	83.3	1163	10.0	601	5.2	65	0.6
24H,0-24	12229	126	1.0	10077	82.4	1235	10.1	713	5.8	78	0.6

12835 OXFORDSHIRE Site No: 12835019 Location Site 19 - A40 Northern By-Pass, Oxford
 Wed 08-Nov-23 to Tue 21-Nov-23 Channel: Westbound

TIME PERIOD	TOTAL VEHICLES	MOTOR-CYCLES	MOTOR-CYCLES%	CARS	CARS %	LGV	LGV %	HGV	HGV %	BUS	BUS %
Sat 18-Nov-23											
00:00	178	1	0.6	157	88.2	12	6.7	5	2.8	3	1.7
01:00	104	1	1.0	86	82.7	5	4.8	9	8.7	3	2.9
02:00	68	0	0.0	48	70.6	6	8.8	14	20.6	0	0.0
03:00	58	0	0.0	39	67.2	4	6.9	14	24.1	1	1.7
04:00	53	0	0.0	34	64.2	10	18.9	8	15.1	1	1.9
05:00	87	1	1.2	61	70.1	12	13.8	11	12.6	2	2.3
06:00	195	1	0.5	148	75.9	27	13.9	15	7.7	4	2.1
07:00	339	1	0.3	268	79.1	50	14.8	17	5.0	3	0.9
08:00	470	3	0.6	388	82.6	65	13.8	14	3.0	0	0.0
09:00	680	3	0.4	609	89.6	47	6.9	20	2.9	1	0.2
10:00	863	3	0.4	796	92.2	48	5.6	13	1.5	3	0.4
11:00	803	2	0.3	741	92.3	47	5.9	12	1.5	1	0.1
12:00	806	2	0.3	766	95.0	29	3.6	9	1.1	0	0.0
13:00	835	4	0.5	778	93.2	39	4.7	14	1.7	0	0.0
14:00	781	3	0.4	720	92.2	44	5.6	12	1.5	2	0.3
15:00	782	3	0.4	733	93.7	36	4.6	10	1.3	0	0.0
16:00	813	4	0.5	753	92.6	47	5.8	9	1.1	0	0.0
17:00	688	2	0.3	649	94.3	25	3.6	12	1.7	0	0.0
18:00	610	5	0.8	560	91.8	32	5.3	11	1.8	2	0.3
19:00	541	1	0.2	516	95.4	14	2.6	10	1.9	0	0.0
20:00	462	2	0.4	426	92.2	24	5.2	10	2.2	0	0.0
21:00	358	1	0.3	333	93.0	14	3.9	8	2.2	2	0.6
22:00	314	1	0.3	293	93.3	10	3.2	9	2.9	1	0.3
23:00	242	0	0.0	221	91.3	12	5.0	9	3.7	0	0.0
12H,7-19	8470	35	0.4	7761	91.6	509	6.0	153	1.8	12	0.1
16H,6-22	10026	40	0.4	9184	91.6	588	5.9	196	2.0	18	0.2
18H,6-24	10582	41	0.4	9698	91.7	610	5.8	214	2.0	19	0.2
24H,0-24	11130	44	0.4	10123	91.0	659	5.9	275	2.5	29	0.3

12835 OXFORDSHIRE Site No: 12835019 Location Site 19 - A40 Northern By-Pass, Oxford
 Wed 08-Nov-23 to Tue 21-Nov-23 Channel: Westbound

TIME PERIOD	TOTAL VEHICLES	MOTOR-CYCLES	MOTOR-CYCLES%	CARS	CARS %	LGV	LGV %	HGV	HGV %	BUS	BUS %
Sun 19-Nov-23											
00:00	189	0	0.0	167	88.4	13	6.9	7	3.7	2	1.1
01:00	114	0	0.0	99	86.8	7	6.1	6	5.3	2	1.8
02:00	66	0	0.0	57	86.4	3	4.6	5	7.6	1	1.5
03:00	47	0	0.0	33	70.2	5	10.6	8	17.0	1	2.1
04:00	43	0	0.0	31	72.1	8	18.6	4	9.3	0	0.0
05:00	58	1	1.7	44	75.9	8	13.8	5	8.6	0	0.0
06:00	124	1	0.8	97	78.2	16	12.9	9	7.3	1	0.8
07:00	194	0	0.0	161	83.0	19	9.8	11	5.7	3	1.6
08:00	297	1	0.3	247	83.2	38	12.8	8	2.7	3	1.0
09:00	452	0	0.0	396	87.6	46	10.2	10	2.2	0	0.0
10:00	658	3	0.5	610	92.7	38	5.8	7	1.1	0	0.0
11:00	769	2	0.3	720	93.6	31	4.0	15	2.0	1	0.1
12:00	802	2	0.3	771	96.1	22	2.7	6	0.8	1	0.1
13:00	722	4	0.6	671	92.9	37	5.1	10	1.4	0	0.0
14:00	709	1	0.1	653	92.1	40	5.6	11	1.6	4	0.6
15:00	734	3	0.4	680	92.6	41	5.6	9	1.2	1	0.1
16:00	787	4	0.5	727	92.4	40	5.1	15	1.9	1	0.1
17:00	734	4	0.5	706	96.2	17	2.3	7	1.0	0	0.0
18:00	663	5	0.8	607	91.6	43	6.5	7	1.1	1	0.2
19:00	574	2	0.4	531	92.5	28	4.9	13	2.3	0	0.0
20:00	477	1	0.2	442	92.7	26	5.5	8	1.7	0	0.0
21:00	359	2	0.6	322	89.7	18	5.0	15	4.2	2	0.6
22:00	272	1	0.4	247	90.8	12	4.4	12	4.4	0	0.0
23:00	158	0	0.0	136	86.1	11	7.0	11	7.0	0	0.0
12H,7-19	7521	29	0.4	6949	92.4	412	5.5	116	1.5	15	0.2
16H,6-22	9055	35	0.4	8341	92.1	500	5.5	161	1.8	18	0.2
18H,6-24	9485	36	0.4	8724	92.0	523	5.5	184	1.9	18	0.2
24H,0-24	10002	37	0.4	9155	91.5	567	5.7	219	2.2	24	0.2

12835 OXFORDSHIRE Site No: 12835019 Location Site 19 - A40 Northern By-Pass, Oxford
 Wed 08-Nov-23 to Tue 21-Nov-23 Channel: Westbound

TIME PERIOD	TOTAL VEHICLES	MOTOR-CYCLES	MOTOR-CYCLES%	CARS	CARS %	LGV	LGV %	HGV	HGV %	BUS	BUS %
Mon 20-Nov-23											
00:00	84	1	1.2	68	81.0	3	3.6	12	14.3	0	0.0
01:00	52	0	0.0	33	63.5	5	9.6	13	25.0	1	1.9
02:00	37	0	0.0	27	73.0	5	13.5	5	13.5	0	0.0
03:00	30	0	0.0	16	53.3	6	20.0	8	26.7	0	0.0
04:00	65	6	9.2	35	53.9	7	10.8	12	18.5	5	7.7
05:00	140	30	21.4	96	68.6	5	3.6	9	6.4	0	0.0
06:00	3	2	66.7	1	33.3	0	0.0	0	0.0	0	0.0
07:00	1	1	100.0	0	0.0	0	0.0	0	0.0	0	0.0
08:00	15	0	0.0	15	100.0	0	0.0	0	0.0	0	0.0
09:00	0	0	-	0	-	0	-	0	-	0	-
10:00	0	0	-	0	-	0	-	0	-	0	-
11:00	0	0	-	0	-	0	-	0	-	0	-
12:00	0	0	-	0	-	0	-	0	-	0	-
13:00	0	0	-	0	-	0	-	0	-	0	-
14:00	1	0	0.0	1	100.0	0	0.0	0	0.0	0	0.0
15:00	0	0	-	0	-	0	-	0	-	0	-
16:00	0	0	-	0	-	0	-	0	-	0	-
17:00	0	0	-	0	-	0	-	0	-	0	-
18:00	0	0	-	0	-	0	-	0	-	0	-
19:00	0	0	-	0	-	0	-	0	-	0	-
20:00	0	0	-	0	-	0	-	0	-	0	-
21:00	0	0	-	0	-	0	-	0	-	0	-
22:00	0	0	-	0	-	0	-	0	-	0	-
23:00	0	0	-	0	-	0	-	0	-	0	-
12H,7-19	17	1	5.9	16	94.1	0	0.0	0	0.0	0	0.0
16H,6-22	20	3	15.0	17	85.0	0	0.0	0	0.0	0	0.0
18H,6-24	20	3	15.0	17	85.0	0	0.0	0	0.0	0	0.0
24H,0-24	428	40	9.4	292	68.2	31	7.2	59	13.8	6	1.4

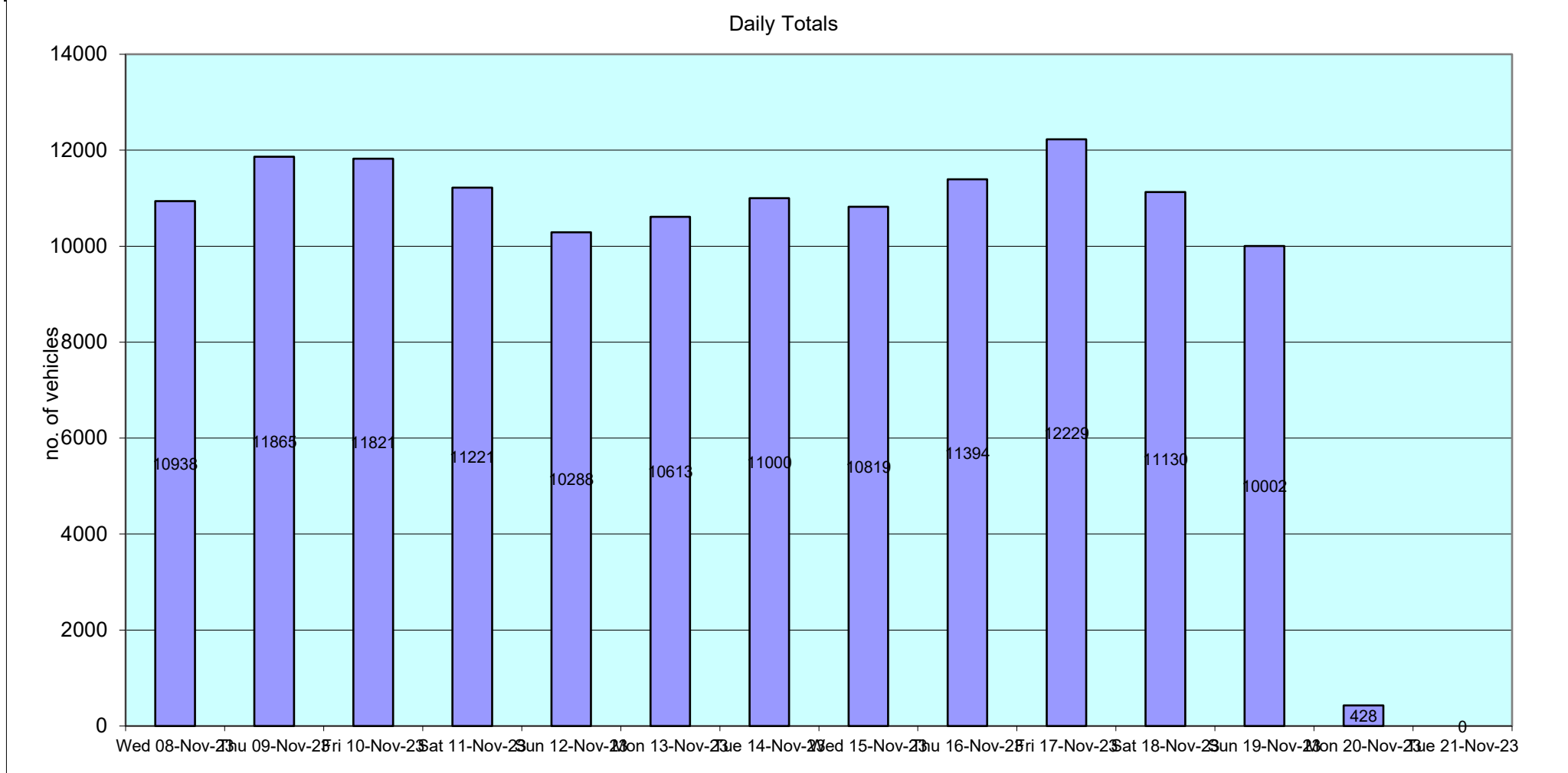
12835 OXFORDSHIRE Site No: 12835019 Location Site 19 - A40 Northern By-Pass, Oxford
 Wed 08-Nov-23 to Tue 21-Nov-23 Channel: Westbound

TIME PERIOD	TOTAL VEHICLES	MOTOR-CYCLES	MOTOR-CYCLES%	CARS	CARS %	LGV	LGV %	HGV	HGV %	BUS	BUS %
Tue 21-Nov-23											
00:00	0	0	-	0	-	0	-	0	-	0	-
01:00	0	0	-	0	-	0	-	0	-	0	-
02:00	0	0	-	0	-	0	-	0	-	0	-
03:00	0	0	-	0	-	0	-	0	-	0	-
04:00	0	0	-	0	-	0	-	0	-	0	-
05:00	0	0	-	0	-	0	-	0	-	0	-
06:00	0	0	-	0	-	0	-	0	-	0	-
07:00	0	0	-	0	-	0	-	0	-	0	-
08:00	0	0	-	0	-	0	-	0	-	0	-
09:00	0	0	-	0	-	0	-	0	-	0	-
10:00	0	0	-	0	-	0	-	0	-	0	-
11:00	0	0	-	0	-	0	-	0	-	0	-
12:00	0	0	-	0	-	0	-	0	-	0	-
13:00	0	0	-	0	-	0	-	0	-	0	-
14:00	0	0	-	0	-	0	-	0	-	0	-
15:00	0	0	-	0	-	0	-	0	-	0	-
16:00	0	0	-	0	-	0	-	0	-	0	-
17:00	0	0	-	0	-	0	-	0	-	0	-
18:00	0	0	-	0	-	0	-	0	-	0	-
19:00	0	0	-	0	-	0	-	0	-	0	-
20:00	0	0	-	0	-	0	-	0	-	0	-
21:00	0	0	-	0	-	0	-	0	-	0	-
22:00	0	0	-	0	-	0	-	0	-	0	-
23:00	0	0	-	0	-	0	-	0	-	0	-
12H,7-19	0	0	-	0	-	0	-	0	-	0	-
16H,6-22	0	0	-	0	-	0	-	0	-	0	-
18H,6-24	0	0	-	0	-	0	-	0	-	0	-
24H,0-24	0	0	-	0	-	0	-	0	-	0	-

12835 OXFORDSHIRE Site No: 12835019 Location Site 19 - A40 Northern By-Pass, Oxford
 Wed 08-Nov-23 to Tue 21-Nov-23 Channel: Westbound

TIME PERIOD	TOTAL VEHICLES	MOTOR-CYCLES	MOTOR-CYCLES%	CARS	CARS %	LGV	LGV %	HGV	HGV %	BUS	BUS %
Daily Totals											
Wed 08-Nov-23	10938	126	1.2	8706	79.6	1275	11.7	734	6.7	97	0.9
Thu 09-Nov-23	11865	134	1.1	9548	80.5	1313	11.1	793	6.7	77	0.7
Fri 10-Nov-23	11821	135	1.1	9709	82.1	1177	10.0	710	6.0	90	0.8
Sat 11-Nov-23	11221	63	0.6	10119	90.2	716	6.4	299	2.7	24	0.2
Sun 12-Nov-23	10288	42	0.4	9461	92.0	558	5.4	207	2.0	20	0.2
Mon 13-Nov-23	10613	113	1.1	8442	79.5	1278	12.0	692	6.5	88	0.8
Tue 14-Nov-23	11000	111	1.0	8743	79.5	1285	11.7	790	7.2	71	0.7
Wed 15-Nov-23	10819	147	1.4	8546	79.0	1283	11.9	758	7.0	85	0.8
Thu 16-Nov-23	11394	117	1.0	9080	79.7	1357	11.9	763	6.7	77	0.7
Fri 17-Nov-23	12229	126	1.0	10077	82.4	1235	10.1	713	5.8	78	0.6
Sat 18-Nov-23	11130	44	0.4	10123	91.0	659	5.9	275	2.5	29	0.3
Sun 19-Nov-23	10002	37	0.4	9155	91.5	567	5.7	219	2.2	24	0.2
Mon 20-Nov-23	428	40	9.4	292	68.2	31	7.2	59	13.8	6	1.4
Tue 21-Nov-23	0	0	-	0	-	0	-	0	-	0	-

TIME PERIOD	TOTAL VEHICLES	MOTOR-CYCLES	MOTOR-CYCLES%	CARS	CARS %	LGV	LGV %	HGV	HGV %	BUS	BUS %
Total Vehicles											
[-]	133748	1235	1.5	112001	82.7	12734	9.3	7012	5.8	766	0.6



12835		OXFORDSHIRE			Site No: 12835019		Location Site 19 - A40 Northern By-Pass, Oxford									
Wed 08-Nov-23 to Tue 21-Nov-23					Channel: Westbound											
Time Period	Total Vehicles	85%ile Speed	Mean Speed	Stand Dev.	<11Mph	11-<21	21-<31	31-<41	41-<46	46-<51	51-<56	56-<61	61-<66	66-<71	71-<76	=>76

Wed 08-Nov-23																
00:00	112	65	57.6	8.2	0	0	0	0	1	30	19	27	22	4	5	4
01:00	43	61.1	56.8	7	0	0	0	0	0	7	16	13	3	1	2	1
02:00	74	73.4	61.6	9.5	0	0	0	0	1	7	17	14	13	6	9	7
03:00	51	65.3	58	8.5	0	0	0	0	2	6	17	11	8	2	2	3
04:00	77	61	55	8	0	0	0	2	1	21	25	16	6	1	3	2
05:00	189	60.9	55.9	6	0	0	0	0	6	27	66	63	17	8	1	1
06:00	400	56.8	50.5	6.4	0	0	0	12	75	146	99	45	18	4	1	0
07:00	653	52.9	46.6	7.1	2	4	2	85	167	259	96	31	6	0	1	0
08:00	412	54.4	47.5	7.2	1	0	3	49	98	150	72	31	6	0	2	0
09:00	523	54.4	48.4	6.1	1	0	0	36	117	207	122	34	6	0	0	0
10:00	749	54.6	48.9	5.8	0	0	0	38	163	311	173	49	11	3	1	0
11:00	802	55	49.4	5.6	0	0	0	33	157	312	225	65	9	1	0	0
12:00	751	55.3	49.9	5.6	0	0	0	27	137	274	230	73	9	0	1	0
13:00	765	55.6	50.3	5.3	0	0	0	8	131	327	198	84	15	1	0	1
14:00	871	53.3	42.3	12.9	33	50	87	72	180	247	155	37	8	1	1	0
15:00	699	45	26.2	14.6	144	166	147	90	58	57	32	4	1	0	0	0
16:00	637	39.2	20.4	14.3	291	104	104	51	37	27	12	9	2	0	0	0
17:00	582	17.2	12	6.6	397	157	13	5	8	1	0	1	0	0	0	0
18:00	567	41.6	18.8	14.6	293	115	60	10	30	32	19	7	1	0	0	0
19:00	608	57.8	51.8	5.7	0	0	0	7	70	200	201	104	19	7	0	0
20:00	515	59.4	53.4	6.5	0	0	0	0	45	149	181	91	25	15	6	3
21:00	400	60.1	54	6.2	0	0	0	0	12	138	116	89	34	6	1	4
22:00	274	63.1	56.6	6.9	0	0	0	0	8	53	64	94	32	15	4	4
23:00	184	64.8	57.5	7.5	0	0	0	1	5	27	50	50	30	11	7	3
12H,7-19	8011	53.4	39.1	16.5	1162	596	416	504	1283	2204	1334	425	74	6	6	1
16H,6-22	9934	54.7	41.7	16	1162	596	416	523	1485	2837	1931	754	170	38	14	8
18H,6-24	10392	55.2	42.4	16	1162	596	416	524	1498	2917	2045	898	232	64	25	15
24H,0-24	10938	55.7	43.1	16	1162	596	416	526	1509	3015	2205	1042	301	86	47	33

12835 OXFORDSHIRE Site No: 12835019 Location Site 19 - A40 Northern By-Pass, Oxford
 Wed 08-Nov-23 to Tue 21-Nov-23 Channel: Westbound

Time Period	Total Vehicles	85%ile Speed	Mean Speed	Stand Dev.	<11Mph	11-<21	21-<31	31-<41	41-<46	46-<51	51-<56	56-<61	61-<66	66-<71	71-<76	=>76
Thu 09-Nov-23																
00:00	195	64.7	57.4	7.9	0	0	0	0	11	33	37	59	34	11	4	6
01:00	85	64	56.3	7.7	0	0	0	2	1	18	22	21	13	4	4	0
02:00	69	72	63.1	8.4	0	0	0	0	1	1	14	15	12	14	6	6
03:00	53	67.6	56.7	9.1	0	0	0	0	2	15	14	8	4	5	3	2
04:00	57	66	58.1	7.7	0	0	0	0	0	13	9	17	9	6	2	1
05:00	204	61.2	56.1	6.6	0	0	0	0	4	42	53	73	21	4	4	3
06:00	424	58.3	52.3	5.5	0	0	0	2	38	143	141	78	18	4	0	0
07:00	661	55.2	49.5	6.3	1	2	0	36	117	220	219	57	9	0	0	0
08:00	497	55.2	48.6	7.6	4	2	0	16	152	163	101	47	5	2	3	2
09:00	605	56.1	51.6	5.1	0	0	0	1	54	234	223	72	16	4	0	1
10:00	756	56.9	51.4	5.5	0	0	1	14	79	264	263	119	12	3	1	0
11:00	773	56.7	51.7	5.6	0	1	0	13	70	244	315	104	21	3	2	0
12:00	874	55.2	50	5.2	0	0	0	21	129	392	241	82	7	0	1	1
13:00	786	55.3	49.6	6.2	0	0	3	46	129	289	233	72	6	8	0	0
14:00	856	53.5	47	6.5	0	0	0	124	225	300	155	43	7	2	0	0
15:00	670	30.2	19.6	10.5	172	258	151	48	30	10	1	0	0	0	0	0
16:00	530	17.9	12.1	4.9	309	205	14	2	0	0	0	0	0	0	0	0
17:00	569	17.5	11.9	5.2	364	183	17	5	0	0	0	0	0	0	0	0
18:00	638	47.9	28.3	16.9	166	144	2	124	75	79	30	15	1	1	0	1
19:00	776	53	47.2	6	0	0	0	74	240	303	104	43	11	1	0	0
20:00	661	56	50.4	6	0	0	0	29	112	201	219	88	12	0	0	0
21:00	502	59.5	53.3	5.9	0	0	0	1	32	163	148	118	30	6	3	1
22:00	360	60.1	54.2	6.1	0	0	0	0	17	99	117	88	28	8	1	2
23:00	264	61.4	55	6.9	0	0	0	0	14	67	74	67	26	9	5	2
12H,7-19	8215	54.6	40.7	16.7	1016	795	188	450	1060	2195	1781	611	84	23	7	5
16H,6-22	10578	55.1	42.8	15.5	1016	795	188	556	1482	3005	2393	938	155	34	10	6
18H,6-24	11202	55.4	43.5	15.4	1016	795	188	556	1513	3171	2584	1093	209	51	16	10
24H,0-24	11865	55.9	44.3	15.4	1016	795	188	558	1532	3293	2733	1286	302	95	39	28

12835		OXFORDSHIRE			Site No: 12835019		Location Site 19 - A40 Northern By-Pass, Oxford									
Wed 08-Nov-23 to Tue 21-Nov-23					Channel: Westbound											
Time Period	Total Vehicles	85%ile Speed	Mean Speed	Stand Dev.	<11Mph	11-<21	21-<31	31-<41	41-<46	46-<51	51-<56	56-<61	61-<66	66-<71	71-<76	=>76
Fri 10-Nov-23																
00:00	185	63.6	56.6	7.5	0	0	0	0	13	28	45	60	21	11	3	4
01:00	124	64.8	56.3	7.5	0	0	0	0	5	25	38	30	9	12	4	1
02:00	95	69.5	59.4	8.9	0	0	0	1	3	11	21	22	16	9	9	3
03:00	65	62.9	56.9	6.7	0	0	0	0	2	7	23	22	2	7	2	0
04:00	75	62.8	55.2	7.5	0	0	0	2	0	22	19	17	9	5	0	1
05:00	200	62.1	55.7	6.6	0	0	0	0	1	53	57	52	29	3	1	4
06:00	404	58.1	51.8	6.3	0	0	1	13	28	150	128	54	24	6	0	0
07:00	641	54.7	48.1	6.8	0	0	0	77	144	215	147	46	9	1	2	0
08:00	475	54.6	48.6	6	2	0	0	18	119	182	115	38	1	0	0	0
09:00	632	55.7	50.6	5.7	0	0	0	16	91	232	209	70	10	2	1	1
10:00	730	55.7	50.4	5.7	0	0	0	24	104	285	221	79	10	7	0	0
11:00	846	54.7	49.1	5.4	0	0	0	36	170	357	213	64	5	1	0	0
12:00	882	56	50.8	5.7	1	0	0	16	113	342	280	104	22	3	1	0
13:00	781	55.5	48.4	7.4	0	0	4	98	168	231	181	82	10	3	3	1
14:00	749	50.1	34.2	16	113	86	100	90	123	152	60	22	2	0	1	0
15:00	589	17.9	12.2	5.5	360	202	21	5	0	1	0	0	0	0	0	0
16:00	551	16.8	11.6	5.2	376	158	9	7	1	0	0	0	0	0	0	0
17:00	551	48.2	25.2	18.2	253	64	11	30	76	76	28	13	0	0	0	0
18:00	736	54.6	47.7	6.8	0	0	1	91	183	249	139	66	4	1	2	0
19:00	817	55.6	49.4	6.5	0	0	0	52	176	280	200	84	20	3	0	2
20:00	616	57.5	51.3	6	0	0	0	18	75	209	190	104	16	1	3	0
21:00	461	59.6	53.4	6.4	0	0	0	9	38	104	161	109	29	8	3	0
22:00	344	60.1	53.8	6.9	0	0	0	10	21	79	112	85	26	6	4	1
23:00	272	60.8	54.4	6.9	0	0	0	2	30	51	75	75	31	5	1	2
12H,7-19	8163	54.3	41	16.2	1105	510	146	508	1292	2322	1593	584	73	18	10	2
16H,6-22	10461	55.1	43.3	15.2	1105	510	147	600	1609	3065	2272	935	162	36	16	4
18H,6-24	11077	55.4	43.9	15.1	1105	510	147	612	1660	3195	2459	1095	219	47	21	7
24H,0-24	11821	56	44.6	15.1	1105	510	147	615	1684	3341	2662	1298	305	94	40	20

12835		OXFORDSHIRE			Site No: 12835019		Location Site 19 - A40 Northern By-Pass, Oxford									
Wed 08-Nov-23 to Tue 21-Nov-23					Channel: Westbound											
Time Period	Total Vehicles	85%ile Speed	Mean Speed	Stand Dev.	<11Mph	11-<21	21-<31	31-<41	41-<46	46-<51	51-<56	56-<61	61-<66	66-<71	71-<76	=>76

Sat 11-Nov-23																
Time Period	Total Vehicles	85%ile Speed	Mean Speed	Stand Dev.	<11Mph	11-<21	21-<31	31-<41	41-<46	46-<51	51-<56	56-<61	61-<66	66-<71	71-<76	=>76
00:00	201	64.8	57.9	7.3	0	0	0	0	2	37	40	61	40	11	5	5
01:00	104	61.8	56	6.7	0	0	0	0	6	12	39	29	12	1	5	0
02:00	95	71.2	61.3	9	0	0	0	0	2	7	19	25	15	12	6	9
03:00	57	64.7	58	9	0	0	0	0	2	9	14	20	4	2	0	6
04:00	58	70.5	60	9.9	0	0	0	0	2	9	12	12	9	5	2	7
05:00	80	66.8	57.4	8.1	0	0	0	0	4	8	32	14	8	9	3	2
06:00	212	63.1	55.9	7.5	0	0	0	4	4	45	61	55	26	12	0	5
07:00	319	63.4	57.8	6.5	0	0	0	1	5	34	72	135	49	12	5	6
08:00	468	59.8	53.9	6.2	0	0	0	8	18	121	152	128	30	8	1	2
09:00	681	58.6	52.3	5.8	0	0	0	2	79	219	211	128	36	5	0	1
10:00	820	58.3	52.5	5.4	0	0	0	4	54	282	287	154	31	7	1	0
11:00	798	57.6	51.2	6.4	0	0	1	41	97	225	268	139	26	1	0	0
12:00	702	59.3	53.6	5.5	0	0	0	1	40	183	262	166	38	10	2	0
13:00	770	58.7	52.4	6.2	0	0	0	14	88	212	243	177	27	6	1	2
14:00	832	58.2	52.1	5.7	0	0	0	15	67	289	259	173	26	0	2	1
15:00	743	58.1	51.6	6.2	0	0	0	22	76	265	210	139	24	2	4	1
16:00	830	55.6	50	5.8	0	0	0	33	145	295	250	94	10	2	0	1
17:00	767	54.2	47.7	6.2	0	0	0	80	202	264	166	50	4	1	0	0
18:00	658	55.2	49.4	5.9	0	0	0	29	147	232	180	57	12	0	1	0
19:00	614	57.9	51.9	5.9	0	0	0	14	67	179	222	104	20	8	0	0
20:00	465	58.6	52.4	6.3	0	0	0	4	51	145	158	72	20	13	1	1
21:00	352	60.7	54.3	7.1	0	0	0	5	29	79	99	93	30	10	5	2
22:00	356	60.2	54.4	6.6	0	0	0	2	30	70	115	102	26	5	1	5
23:00	239	62.5	55.8	7.3	0	0	0	3	14	39	65	74	26	12	4	2
12H,7-19	8388	58.2	51.7	6.3	0	0	1	250	1018	2621	2560	1540	313	54	17	14
16H,6-22	10031	58.4	51.9	6.4	0	0	1	277	1169	3069	3100	1864	409	97	23	22
18H,6-24	10626	58.6	52.1	6.5	0	0	1	282	1213	3178	3280	2040	461	114	28	29
24H,0-24	11221	59	52.4	6.7	0	0	1	282	1231	3260	3436	2201	549	154	49	58

12835 OXFORDSHIRE Site No: 12835019 Location Site 19 - A40 Northern By-Pass, Oxford
 Wed 08-Nov-23 to Tue 21-Nov-23 Channel: Westbound

Time Period	Total Vehicles	85%ile Speed	Mean Speed	Stand Dev.	<11Mph	11-<21	21-<31	31-<41	41-<46	46-<51	51-<56	56-<61	61-<66	66-<71	71-<76	=>76
Sun 12-Nov-23																
00:00	174	65.2	57.5	8.1	0	0	0	1	6	32	35	50	28	13	2	7
01:00	117	63.6	56.7	7.3	0	0	0	2	6	13	29	40	17	7	2	1
02:00	71	70.9	61	9.3	0	0	0	0	3	7	14	13	11	12	7	4
03:00	50	66	58.9	7.3	0	0	0	0	0	7	11	15	9	5	2	1
04:00	42	67	58.5	7.2	0	0	0	0	1	4	11	14	4	6	2	0
05:00	47	67	57.7	9	0	0	0	1	2	8	9	12	6	7	0	2
06:00	116	66.1	58.5	8.6	0	0	0	0	5	19	20	34	20	8	3	7
07:00	170	64.8	57.6	7.2	0	0	0	0	8	21	40	53	29	13	4	2
08:00	250	63.5	56.8	6.8	0	0	0	1	9	27	84	71	40	11	4	3
09:00	442	59.7	54	5.7	0	0	0	0	33	94	150	133	25	4	3	0
10:00	579	58.8	52.4	6.4	0	0	0	11	77	142	196	116	25	9	2	1
11:00	701	58.2	52	6.2	0	0	0	29	57	196	252	137	24	5	1	0
12:00	744	57	51	6.3	0	0	0	32	110	206	263	107	22	2	2	0
13:00	774	57.1	50.9	5.8	0	0	0	26	94	295	213	128	16	2	0	0
14:00	738	57.8	51.5	6.2	0	0	3	19	80	248	229	130	25	1	3	0
15:00	834	55.6	49.2	6.3	0	0	0	63	171	266	225	100	9	0	0	0
16:00	847	54.3	48.3	5.7	0	0	0	50	228	336	158	68	7	0	0	0
17:00	831	51.8	46.2	6.1	0	0	0	112	287	289	113	21	4	5	0	0
18:00	766	54.3	47.8	6.3	0	0	0	78	195	274	158	52	9	0	0	0
19:00	660	55.6	49.2	7.1	0	2	4	43	148	201	176	69	11	3	2	1
20:00	536	58	51.7	6	0	0	0	3	84	166	167	88	23	2	2	1
21:00	368	59.9	54.3	5.7	0	0	0	2	15	85	123	113	24	5	0	1
22:00	287	61	54.6	7.2	0	0	0	6	20	47	111	60	27	10	3	3
23:00	144	63.6	56.6	7.5	0	0	0	5	2	17	42	45	21	9	1	2
12H,7-19	7676	57.2	50.4	6.7	0	0	3	421	1349	2394	2081	1116	235	52	19	6
16H,6-22	9356	57.6	50.7	6.8	0	2	7	469	1601	2865	2567	1420	313	70	26	16
18H,6-24	9787	57.8	50.9	6.9	0	2	7	480	1623	2929	2720	1525	361	89	30	21
24H,0-24	10288	58.3	51.2	7.1	0	2	7	484	1641	3000	2829	1669	436	139	45	36

12835		OXFORDSHIRE			Site No: 12835019		Location Site 19 - A40 Northern By-Pass, Oxford									
Wed 08-Nov-23 to Tue 21-Nov-23					Channel: Westbound											
Time Period	Total Vehicles	85%ile Speed	Mean Speed	Stand Dev.	<11Mph	11-<21	21-<31	31-<41	41-<46	46-<51	51-<56	56-<61	61-<66	66-<71	71-<76	=>76

Mon 13-Nov-23																
00:00	103	65.5	57.2	8	0	0	0	0	2	23	24	30	9	8	4	3
01:00	56	65.6	58.2	7.7	0	0	0	0	2	7	14	14	11	6	0	2
02:00	41	64.9	56.4	8.5	0	0	0	0	2	7	17	6	3	3	1	2
03:00	39	62.1	56.3	7.3	0	0	0	0	2	7	10	13	3	2	2	0
04:00	57	65.1	58.2	7.5	0	0	0	0	0	11	11	17	11	4	1	2
05:00	153	60.5	54.8	6.3	0	0	0	0	9	29	57	38	13	4	3	0
06:00	505	56.2	50.9	5.6	0	0	0	11	64	186	165	70	6	2	0	1
07:00	643	55.2	49.2	6	0	1	0	26	138	264	139	64	8	2	1	0
08:00	456	55.5	49.5	6.5	1	0	0	28	85	154	133	47	5	2	1	0
09:00	627	55.3	50.4	5.6	1	1	0	7	82	272	195	51	14	4	0	0
10:00	697	57.4	52.3	5.2	0	0	0	4	41	238	276	117	14	4	1	2
11:00	680	55.3	49.2	6.2	1	0	3	25	166	220	191	66	6	1	0	1
12:00	670	55.1	49.6	6.2	2	0	2	30	96	275	201	51	11	1	1	0
13:00	727	54.9	49.4	6	0	0	0	50	95	312	204	49	14	2	1	0
14:00	762	55.9	50.9	5.1	0	0	0	6	100	306	239	98	11	2	0	0
15:00	745	52.2	37.8	16.1	85	90	50	66	126	193	98	30	3	3	0	1
16:00	627	50.9	36.3	15.2	68	55	93	100	80	140	66	22	2	0	1	0
17:00	578	51.3	44.3	7.9	1	0	29	121	168	168	70	17	2	0	2	0
18:00	691	53.4	47.8	5.6	0	0	0	37	226	259	134	27	5	1	1	1
19:00	512	56.5	51.2	5.8	0	0	0	8	65	192	163	62	16	4	1	1
20:00	435	59	52.9	6.3	0	0	0	7	27	140	150	76	22	9	3	1
21:00	367	59.1	52.6	7.1	0	1	0	13	24	109	119	74	20	2	1	4
22:00	289	60.3	53.3	7.2	0	0	0	4	37	76	71	66	25	6	3	1
23:00	153	62.7	55.2	7.6	0	0	0	2	14	26	43	38	19	8	1	2
12H,7-19	7903	54.9	47.2	9.9	159	147	177	500	1403	2801	1946	639	95	22	9	5
16H,6-22	9722	55.4	48.1	9.5	159	148	177	539	1583	3428	2543	921	159	39	14	12
18H,6-24	10164	55.6	48.3	9.4	159	148	177	545	1634	3530	2657	1025	203	53	18	15
24H,0-24	10613	55.9	48.7	9.5	159	148	177	545	1651	3614	2790	1143	253	80	29	24

12835		OXFORDSHIRE			Site No: 12835019		Location Site 19 - A40 Northern By-Pass, Oxford									
Wed 08-Nov-23 to Tue 21-Nov-23					Channel: Westbound											
Time Period	Total Vehicles	85%ile Speed	Mean Speed	Stand Dev.	<11Mph	11-<21	21-<31	31-<41	41-<46	46-<51	51-<56	56-<61	61-<66	66-<71	71-<76	=>76

Tue 14-Nov-23																
00:00	86	66.4	57.8	9.1	0	0	0	2	3	17	12	24	14	7	4	3
01:00	61	64.9	57.8	7	0	0	0	1	1	9	9	22	12	7	0	0
02:00	73	66.7	58.2	8.5	0	0	0	1	2	8	22	18	10	4	6	2
03:00	62	62.8	55.4	7.8	0	0	0	1	1	19	14	15	6	4	1	1
04:00	89	64.2	56.3	7.7	0	0	0	1	2	20	24	23	8	7	3	1
05:00	211	60.3	54.5	6.5	0	0	0	1	5	57	80	42	14	8	2	2
06:00	450	57.1	51.9	5.7	0	0	0	0	46	173	151	56	17	2	4	1
07:00	629	55.2	49.7	6.6	2	1	6	20	94	238	206	47	13	1	1	0
08:00	575	55.5	48.1	8.3	3	7	2	53	118	208	109	61	9	3	1	1
09:00	589	54.8	48.7	6	0	0	0	48	113	228	148	46	6	0	0	0
10:00	732	54	47.9	6.1	0	0	0	69	179	267	175	35	4	2	1	0
11:00	728	55.8	50.2	5.7	0	0	0	17	140	264	207	82	16	2	0	0
12:00	686	54.8	49.6	5.7	0	0	1	21	112	321	166	50	10	1	3	1
13:00	729	55.8	50.1	6	0	0	0	35	109	272	211	84	15	2	1	0
14:00	757	55.3	48.4	7.1	0	0	7	83	145	270	161	77	9	3	2	0
15:00	810	54.6	48.9	5.8	0	0	1	40	177	325	202	49	14	2	0	0
16:00	634	50.9	33.7	17.5	133	79	42	46	121	121	68	19	5	0	0	0
17:00	534	51.4	45.5	7.1	0	4	2	90	183	170	60	20	1	2	2	0
18:00	633	53.9	46.8	6.8	0	0	0	89	213	171	112	39	6	2	0	1
19:00	586	56	49.9	6.5	0	0	1	33	107	199	158	72	11	4	1	0
20:00	492	58.8	51.2	7.9	0	0	9	17	79	138	125	88	21	12	2	1
21:00	418	60	53.7	6.9	0	0	0	5	43	93	130	104	27	8	6	2
22:00	298	60.5	55.1	6.6	0	0	0	0	16	56	111	77	17	13	6	2
23:00	138	64.5	57.2	7.4	0	0	0	0	6	23	28	46	20	11	1	3
12H,7-19	8036	54.8	47.5	8.9	138	91	61	611	1704	2855	1825	609	108	20	11	3
16H,6-22	9982	55.4	48.2	8.7	138	91	71	666	1979	3458	2389	929	184	46	24	7
18H,6-24	10418	55.6	48.6	8.8	138	91	71	666	2001	3537	2528	1052	221	70	31	12
24H,0-24	11000	56	49	8.9	138	91	71	673	2015	3667	2689	1196	285	107	47	21

12835		OXFORDSHIRE			Site No: 12835019		Location Site 19 - A40 Northern By-Pass, Oxford									
Wed 08-Nov-23 to Tue 21-Nov-23					Channel: Westbound											
Time Period	Total Vehicles	85%ile Speed	Mean Speed	Stand Dev.	<11Mph	11-<21	21-<31	31-<41	41-<46	46-<51	51-<56	56-<61	61-<66	66-<71	71-<76	=>76

Wed 15-Nov-23																
00:00	117	60.9	55.7	7	0	0	0	1	7	19	31	42	9	5	2	1
01:00	72	65.7	57.7	8.2	0	0	0	1	2	9	20	22	7	5	4	2
02:00	72	68.8	59	9	0	0	0	0	1	13	17	16	12	3	5	5
03:00	45	60.6	56.6	7.2	0	0	0	0	2	3	20	13	3	2	0	2
04:00	67	60.9	56.2	6.9	0	0	0	1	0	11	23	22	5	2	2	1
05:00	186	62.8	56	7.2	0	0	0	0	5	40	60	45	21	7	4	4
06:00	447	57.9	51.9	5.8	0	0	0	3	51	160	136	77	14	4	0	2
07:00	598	55.9	51.1	5.2	0	0	0	8	67	227	209	78	7	1	1	0
08:00	568	54.2	48.2	6.8	2	3	2	27	149	217	129	27	7	5	0	0
09:00	665	55.1	48.9	6.5	2	0	0	49	127	244	173	63	7	0	0	0
10:00	717	56.7	51.9	5.2	0	0	0	6	59	244	285	100	16	6	1	0
11:00	774	55.6	49.5	6.6	0	0	5	53	131	262	223	85	10	3	2	0
12:00	665	54.5	49.5	5.3	0	0	1	18	106	323	165	40	8	1	3	0
13:00	646	56.3	49.8	7.3	0	0	8	52	93	202	189	81	13	8	0	0
14:00	687	57	51	6.3	0	0	5	16	91	243	209	97	20	4	0	2
15:00	619	54.4	47.9	6.6	0	0	0	75	133	226	135	40	7	3	0	0
16:00	705	54.3	44.6	10	0	19	43	141	146	174	116	54	10	1	1	0
17:00	530	49	28.9	15.9	78	154	64	82	46	43	47	14	2	0	0	0
18:00	600	54.5	48	6.7	0	0	2	55	171	198	118	42	9	3	1	1
19:00	672	55.8	49.8	6.5	0	2	0	38	120	230	187	78	14	3	0	0
20:00	535	58.8	52.9	6	0	0	0	5	48	141	206	98	24	9	3	1
21:00	384	60	53.6	6.4	0	0	0	1	32	113	107	92	26	10	2	1
22:00	268	62.9	55.6	7.5	0	0	0	2	20	53	62	78	32	15	3	3
23:00	180	63.3	56.9	6.4	0	0	0	0	2	28	53	59	23	10	4	1
12H,7-19	7774	55.3	47.8	9.4	82	176	130	582	1319	2603	1998	721	116	35	9	3
16H,6-22	9812	55.8	48.6	9	82	178	130	629	1570	3247	2634	1066	194	61	14	7
18H,6-24	10260	56.1	48.9	9.1	82	178	130	631	1592	3328	2749	1203	249	86	21	11
24H,0-24	10819	56.8	49.3	9.2	82	178	130	634	1609	3423	2920	1363	306	110	38	26

12835		OXFORDSHIRE			Site No: 12835019		Location Site 19 - A40 Northern By-Pass, Oxford									
Wed 08-Nov-23 to Tue 21-Nov-23					Channel: Westbound											
Time Period	Total Vehicles	85%ile Speed	Mean Speed	Stand Dev.	<11Mph	11-<21	21-<31	31-<41	41-<46	46-<51	51-<56	56-<61	61-<66	66-<71	71-<76	=>76

Thu 16-Nov-23																
00:00	114	69.3	58.9	9.6	0	0	0	2	3	23	15	31	12	16	5	7
01:00	71	71.4	58.9	9.5	0	0	0	1	3	10	16	15	11	3	10	2
02:00	71	70.4	59.9	9.4	0	0	0	0	3	8	17	15	9	9	5	5
03:00	41	63.9	57.4	6.5	0	0	0	0	0	4	17	11	4	3	2	0
04:00	74	67.5	57	9.2	0	0	0	2	4	11	19	21	3	8	3	3
05:00	187	62.1	54.7	7.4	0	0	0	4	6	48	61	35	21	8	1	3
06:00	477	59.1	52.9	5.9	0	1	0	0	28	165	153	95	26	7	2	0
07:00	654	54.6	48.7	6.3	0	0	1	58	101	290	148	39	13	3	1	0
08:00	552	54.5	47.5	8.5	4	1	33	14	121	194	146	32	4	2	1	0
09:00	666	55.5	49.2	6.7	0	0	0	69	95	241	180	70	8	2	0	1
10:00	722	55.8	48.2	9	0	2	57	28	110	250	173	84	15	2	0	1
11:00	766	56.3	49.3	7.7	0	0	25	38	132	261	189	95	18	7	0	1
12:00	871	55.6	49.8	6.2	0	0	2	46	156	298	259	89	17	3	1	0
13:00	814	55.4	49.6	5.9	0	0	0	42	147	307	221	83	14	0	0	0
14:00	833	55.1	49.6	6.1	0	0	0	55	112	346	237	61	19	1	0	2
15:00	751	55.6	47.8	10.3	10	28	11	36	108	270	190	81	11	4	2	0
16:00	600	53.3	44.9	8.6	0	0	36	121	155	158	86	33	6	5	0	0
17:00	508	51.3	44.4	7.6	0	3	10	132	125	157	63	15	2	1	0	0
18:00	369	47.5	32.5	15.8	87	14	28	95	76	45	15	5	3	1	0	0
19:00	625	56.4	41.3	15.1	16	41	150	51	39	128	100	74	16	8	2	0
20:00	600	58.7	52.4	6.5	0	0	0	27	44	148	221	128	26	3	1	2
21:00	453	60.6	55	6	0	0	0	0	13	98	167	117	45	4	7	2
22:00	371	61.9	55.7	6.4	0	0	0	1	8	69	134	95	46	10	4	4
23:00	204	64.5	55.5	8.3	0	0	0	3	14	43	62	36	21	18	2	5
12H,7-19	8106	55.1	47.6	8.9	101	48	203	734	1438	2817	1907	687	130	31	5	5
16H,6-22	10261	55.8	48.1	9.5	117	90	353	812	1562	3356	2548	1101	243	53	17	9
18H,6-24	10836	56.2	48.5	9.5	117	90	353	816	1584	3468	2744	1232	310	81	23	18
24H,0-24	11394	56.9	48.9	9.7	117	90	353	825	1603	3572	2889	1360	370	128	49	38

12835		OXFORDSHIRE			Site No: 12835019		Location Site 19 - A40 Northern By-Pass, Oxford									
Wed 08-Nov-23 to Tue 21-Nov-23					Channel: Westbound											
Time Period	Total Vehicles	85%ile Speed	Mean Speed	Stand Dev.	<11Mph	11-<21	21-<31	31-<41	41-<46	46-<51	51-<56	56-<61	61-<66	66-<71	71-<76	=>76
Fri 17-Nov-23																
00:00	137	64.1	56.5	7.6	0	0	0	1	4	26	41	36	13	9	5	2
01:00	74	64.6	57	7.5	0	0	0	0	2	14	20	20	9	5	3	1
02:00	72	68.3	58.4	8.2	0	0	0	0	0	13	19	20	6	6	6	2
03:00	52	67.2	57.6	7.7	0	0	0	0	1	8	18	10	5	7	3	0
04:00	51	64.5	56.4	8	0	0	0	0	4	6	20	8	7	3	2	1
05:00	195	60.7	55.1	6.6	0	0	0	2	9	32	73	52	17	6	3	1
06:00	418	56.1	50.8	5.6	0	0	0	4	78	128	144	55	7	1	1	0
07:00	715	55.2	49.6	5.4	0	0	0	19	153	272	196	70	5	0	0	0
08:00	660	56	49	9	0	12	26	30	88	212	194	70	23	3	2	0
09:00	696	55.9	49.5	8.4	0	1	51	12	64	213	257	86	12	0	0	0
10:00	836	55.6	50.1	6	0	1	3	41	104	314	270	91	10	2	0	0
11:00	889	55.8	50.4	5.5	0	0	0	13	158	342	252	102	20	1	0	1
12:00	722	56.5	51.2	5.4	0	0	0	2	106	269	227	91	25	1	0	1
13:00	777	55.7	50	6.2	0	0	0	41	122	295	217	80	16	4	2	0
14:00	824	56.4	49.3	7.2	0	0	8	65	155	280	183	114	13	1	2	3
15:00	628	29.3	18.7	9.7	215	158	192	56	4	1	2	0	0	0	0	0
16:00	539	45.1	26.3	15.5	143	115	61	74	78	46	15	6	1	0	0	0
17:00	575	53.4	47	6.4	0	0	0	70	176	197	93	30	8	1	0	0
18:00	757	53.8	45.9	7.9	0	0	22	148	174	238	110	60	2	1	2	0
19:00	727	55.1	49.7	5.4	0	0	0	12	152	302	186	59	12	3	0	1
20:00	671	57.4	50.3	7.2	0	0	0	65	88	200	189	97	27	3	2	0
21:00	490	58.8	52.3	7	0	0	0	22	50	119	171	95	22	5	2	4
22:00	367	59.8	53.1	7.5	0	0	0	11	45	76	126	70	24	5	6	4
23:00	357	61.8	55	7	0	0	0	6	26	60	106	98	45	10	5	1
12H,7-19	8618	55.2	45.6	12.3	358	287	363	571	1382	2679	2016	800	135	14	8	5
16H,6-22	10924	55.5	46.7	11.5	358	287	363	674	1750	3428	2706	1106	203	26	13	10
18H,6-24	11648	55.8	47.1	11.4	358	287	363	691	1821	3564	2938	1274	272	41	24	15
24H,0-24	12229	56.2	47.6	11.4	358	287	363	694	1841	3663	3129	1420	329	77	46	22

12835		OXFORDSHIRE			Site No: 12835019		Location Site 19 - A40 Northern By-Pass, Oxford									
Wed 08-Nov-23 to Tue 21-Nov-23					Channel: Westbound											
Time Period	Total Vehicles	85%ile Speed	Mean Speed	Stand Dev.	<11Mph	11-<21	21-<31	31-<41	41-<46	46-<51	51-<56	56-<61	61-<66	66-<71	71-<76	=>76

Sat 18-Nov-23																
00:00	178	60.9	54.8	6.3	0	0	0	0	5	54	47	45	19	6	2	0
01:00	104	63.9	56.9	7.1	0	0	0	0	4	16	29	29	17	5	3	1
02:00	68	59.8	54.3	5.7	0	0	0	1	4	11	24	23	5	0	0	0
03:00	58	65.8	56.3	8.8	0	0	0	0	5	11	17	11	5	5	2	2
04:00	53	66.4	55.8	8.4	0	0	0	0	4	13	15	9	3	7	1	1
05:00	87	62	55.4	7.6	0	0	0	1	6	17	25	23	7	4	4	0
06:00	195	59.7	53.7	6.5	0	0	0	1	14	50	73	37	13	4	1	2
07:00	339	60.4	53.8	7.2	0	2	0	0	24	101	85	86	29	6	5	1
08:00	470	59.3	52.6	6.6	0	0	0	8	74	92	154	106	28	7	0	1
09:00	680	57.3	52	5.4	0	0	0	8	62	213	266	110	17	1	2	1
10:00	863	57.8	51.3	6.1	0	0	0	25	116	277	260	155	26	3	1	0
11:00	803	56.5	50.7	5.9	0	0	0	30	108	279	254	109	22	1	0	0
12:00	806	58.2	51.7	6.2	0	0	0	23	94	252	251	147	30	7	1	1
13:00	835	57.3	51.3	6.2	0	0	2	17	111	287	259	124	21	12	1	1
14:00	781	57.9	51.2	7	1	0	5	40	79	239	247	138	26	3	1	2
15:00	782	56.8	51.2	5.6	0	0	0	10	108	270	257	117	13	5	2	0
16:00	813	54.2	47.8	6.5	0	0	2	88	202	286	176	45	12	0	2	0
17:00	688	54.1	48.3	5.9	0	1	0	41	176	277	142	44	6	0	0	1
18:00	610	56.8	51	6.2	0	0	0	24	93	174	214	85	14	5	0	1
19:00	541	58.1	52	5.9	0	0	2	13	46	163	192	104	19	2	0	0
20:00	462	59	53.1	5.5	0	0	0	3	32	125	167	109	22	3	1	0
21:00	358	60.3	54.1	7.2	0	0	0	10	32	60	120	96	27	7	1	5
22:00	314	60.5	54.6	6.2	0	0	0	1	19	65	108	82	25	12	2	0
23:00	242	61.7	55.3	6.7	0	0	0	1	9	57	67	67	29	7	4	1
12H,7-19	8470	57.2	50.9	6.4	1	3	9	314	1247	2747	2565	1266	244	50	15	9
16H,6-22	10026	57.7	51.2	6.4	1	3	11	341	1371	3145	3117	1612	325	66	18	16
18H,6-24	10582	57.9	51.4	6.5	1	3	11	343	1399	3267	3292	1761	379	85	24	17
24H,0-24	11130	58.2	51.6	6.5	1	3	11	345	1427	3389	3449	1901	435	112	36	21

12835		OXFORDSHIRE			Site No: 12835019		Location Site 19 - A40 Northern By-Pass, Oxford									
Wed 08-Nov-23 to Tue 21-Nov-23					Channel: Westbound											
Time Period	Total Vehicles	85%ile Speed	Mean Speed	Stand Dev.	<11Mph	11-<21	21-<31	31-<41	41-<46	46-<51	51-<56	56-<61	61-<66	66-<71	71-<76	=>76

Sun 19-Nov-23																
Time Period	Total Vehicles	85%ile Speed	Mean Speed	Stand Dev.	<11Mph	11-<21	21-<31	31-<41	41-<46	46-<51	51-<56	56-<61	61-<66	66-<71	71-<76	=>76
00:00	189	64.8	58.4	7.2	0	0	0	0	6	22	37	60	46	10	3	5
01:00	114	68.8	59.3	8.9	0	0	0	1	6	11	21	33	17	13	7	5
02:00	66	68	59.1	8.8	0	0	0	1	4	6	11	17	13	9	3	2
03:00	47	66.6	58.2	8.1	0	0	0	1	0	4	16	13	5	4	3	1
04:00	43	64.6	57.1	8	0	0	0	0	3	8	7	13	7	2	3	0
05:00	58	64.4	56.6	7.3	0	0	0	1	1	10	18	10	13	4	1	0
06:00	124	68.2	57.8	9.3	0	0	0	3	3	20	34	29	12	9	8	6
07:00	194	63	56.6	6.6	0	0	0	0	2	37	55	61	23	10	5	1
08:00	297	61.9	56.8	6.3	0	0	0	2	6	30	95	113	33	8	7	3
09:00	452	60.1	54.3	6.2	0	0	0	3	38	88	137	142	35	7	0	2
10:00	658	58.7	53	5.8	0	2	0	8	32	175	260	151	27	1	1	1
11:00	769	57.6	51.6	5.8	0	0	0	14	99	233	266	128	25	4	0	0
12:00	802	55.9	50.3	6.4	1	1	5	23	124	284	248	89	25	2	0	0
13:00	722	57.8	51.9	5.4	0	0	0	2	87	238	241	127	25	2	0	0
14:00	709	55.9	50.7	6.1	1	0	3	21	96	233	251	88	14	2	0	0
15:00	734	56.7	51.3	5.1	0	0	0	8	75	288	236	114	13	0	0	0
16:00	787	55.2	49.2	5.7	0	0	0	31	186	294	189	77	9	1	0	0
17:00	734	52.5	44.8	8.1	1	0	46	129	177	235	121	19	6	0	0	0
18:00	663	54.8	47.6	7.5	3	0	2	87	160	200	148	51	10	0	1	1
19:00	574	58.1	52.2	5.8	0	1	1	6	53	165	216	110	20	1	0	1
20:00	477	60.1	54.7	5.6	0	0	0	0	25	91	160	156	35	9	0	1
21:00	359	60.6	55.5	5.6	0	0	0	0	5	66	129	115	28	12	4	0
22:00	272	62.2	56.1	6.5	0	0	0	0	9	50	79	85	33	9	5	2
23:00	158	64.6	58.1	6.8	0	0	0	0	3	15	40	62	19	12	4	3
12H,7-19	7521	57.4	50.7	6.9	6	3	56	328	1082	2335	2247	1160	245	37	14	8
16H,6-22	9055	58.1	51.3	6.9	6	4	57	337	1168	2677	2786	1570	340	68	26	16
18H,6-24	9485	58.4	51.6	7	6	4	57	337	1180	2742	2905	1717	392	89	35	21
24H,0-24	10002	58.9	51.9	7.2	6	4	57	341	1200	2803	3015	1863	493	131	55	34

12835 OXFORDSHIRE Site No: 12835019 Location Site 19 - A40 Northern By-Pass, Oxford
 Wed 08-Nov-23 to Tue 21-Nov-23 Channel: Westbound

Time Period	Total Vehicles	85%ile Speed	Mean Speed	Stand Dev.	<11Mph	11-<21	21-<31	31-<41	41-<46	46-<51	51-<56	56-<61	61-<66	66-<71	71-<76	=>76
Mon 20-Nov-23																
00:00	84	64.7	57.8	7.9	0	0	0	1	3	12	17	23	20	5	0	3
01:00	52	62.4	57	7	0	0	0	0	1	9	13	19	6	0	4	0
02:00	37	64.3	57.9	7.5	0	0	0	1	1	2	9	14	6	2	2	0
03:00	30	65.4	58.3	9.1	0	0	0	0	1	6	7	4	8	1	1	2
04:00	65	62.3	49.9	11.9	0	0	3	11	10	10	15	5	3	6	1	1
05:00	140	49.3	34.9	14.5	1	22	34	50	5	10	1	8	1	8	0	0
06:00	3	-	16	3.3	0	3	0	0	0	0	0	0	0	0	0	0
07:00	1	-	8.8	-	1	0	0	0	0	0	0	0	0	0	0	0
08:00	15	-	8.8	1.3	15	0	0	0	0	0	0	0	0	0	0	0
09:00	0	-	-	-	0	0	0	0	0	0	0	0	0	0	0	0
10:00	0	-	-	-	0	0	0	0	0	0	0	0	0	0	0	0
11:00	0	-	-	-	0	0	0	0	0	0	0	0	0	0	0	0
12:00	0	-	-	-	0	0	0	0	0	0	0	0	0	0	0	0
13:00	0	-	-	-	0	0	0	0	0	0	0	0	0	0	0	0
14:00	1	-	8.8	-	1	0	0	0	0	0	0	0	0	0	0	0
15:00	0	-	-	-	0	0	0	0	0	0	0	0	0	0	0	0
16:00	0	-	-	-	0	0	0	0	0	0	0	0	0	0	0	0
17:00	0	-	-	-	0	0	0	0	0	0	0	0	0	0	0	0
18:00	0	-	-	-	0	0	0	0	0	0	0	0	0	0	0	0
19:00	0	-	-	-	0	0	0	0	0	0	0	0	0	0	0	0
20:00	0	-	-	-	0	0	0	0	0	0	0	0	0	0	0	0
21:00	0	-	-	-	0	0	0	0	0	0	0	0	0	0	0	0
22:00	0	-	-	-	0	0	0	0	0	0	0	0	0	0	0	0
23:00	0	-	-	-	0	0	0	0	0	0	0	0	0	0	0	0
12H,7-19	17	-	8.8	1.2	17	0	0	0	0	0	0	0	0	0	0	0
16H,6-22	20	9.3	9.9	3	17	3	0	0	0	0	0	0	0	0	0	0
18H,6-24	20	9.3	9.9	3	17	3	0	0	0	0	0	0	0	0	0	0
24H,0-24	428	62.7	46.8	16.9	18	25	37	63	21	49	62	73	44	22	8	6

12835 OXFORDSHIRE Site No: 12835019 Location Site 19 - A40 Northern By-Pass, Oxford
 Wed 08-Nov-23 to Tue 21-Nov-23 Channel: Westbound

Time Period	Total Vehicles	85%ile Speed	Mean Speed	Stand Dev.	<11Mph	11-<21	21-<31	31-<41	41-<46	46-<51	51-<56	56-<61	61-<66	66-<71	71-<76	=>76
Tue 21-Nov-23																
00:00	0	-	-	-	0	0	0	0	0	0	0	0	0	0	0	0
01:00	0	-	-	-	0	0	0	0	0	0	0	0	0	0	0	0
02:00	0	-	-	-	0	0	0	0	0	0	0	0	0	0	0	0
03:00	0	-	-	-	0	0	0	0	0	0	0	0	0	0	0	0
04:00	0	-	-	-	0	0	0	0	0	0	0	0	0	0	0	0
05:00	0	-	-	-	0	0	0	0	0	0	0	0	0	0	0	0
06:00	0	-	-	-	0	0	0	0	0	0	0	0	0	0	0	0
07:00	0	-	-	-	0	0	0	0	0	0	0	0	0	0	0	0
08:00	0	-	-	-	0	0	0	0	0	0	0	0	0	0	0	0
09:00	0	-	-	-	0	0	0	0	0	0	0	0	0	0	0	0
10:00	0	-	-	-	0	0	0	0	0	0	0	0	0	0	0	0
11:00	0	-	-	-	0	0	0	0	0	0	0	0	0	0	0	0
12:00	0	-	-	-	0	0	0	0	0	0	0	0	0	0	0	0
13:00	0	-	-	-	0	0	0	0	0	0	0	0	0	0	0	0
14:00	0	-	-	-	0	0	0	0	0	0	0	0	0	0	0	0
15:00	0	-	-	-	0	0	0	0	0	0	0	0	0	0	0	0
16:00	0	-	-	-	0	0	0	0	0	0	0	0	0	0	0	0
17:00	0	-	-	-	0	0	0	0	0	0	0	0	0	0	0	0
18:00	0	-	-	-	0	0	0	0	0	0	0	0	0	0	0	0
19:00	0	-	-	-	0	0	0	0	0	0	0	0	0	0	0	0
20:00	0	-	-	-	0	0	0	0	0	0	0	0	0	0	0	0
21:00	0	-	-	-	0	0	0	0	0	0	0	0	0	0	0	0
22:00	0	-	-	-	0	0	0	0	0	0	0	0	0	0	0	0
23:00	0	-	-	-	0	0	0	0	0	0	0	0	0	0	0	0
12H,7-19	0	-	-	-	0	0	0	0	0	0	0	0	0	0	0	0
16H,6-22	0	-	-	-	0	0	0	0	0	0	0	0	0	0	0	0
18H,6-24	0	-	-	-	0	0	0	0	0	0	0	0	0	0	0	0
24H,0-24	0	-	-	-	0	0	0	0	0	0	0	0	0	0	0	0

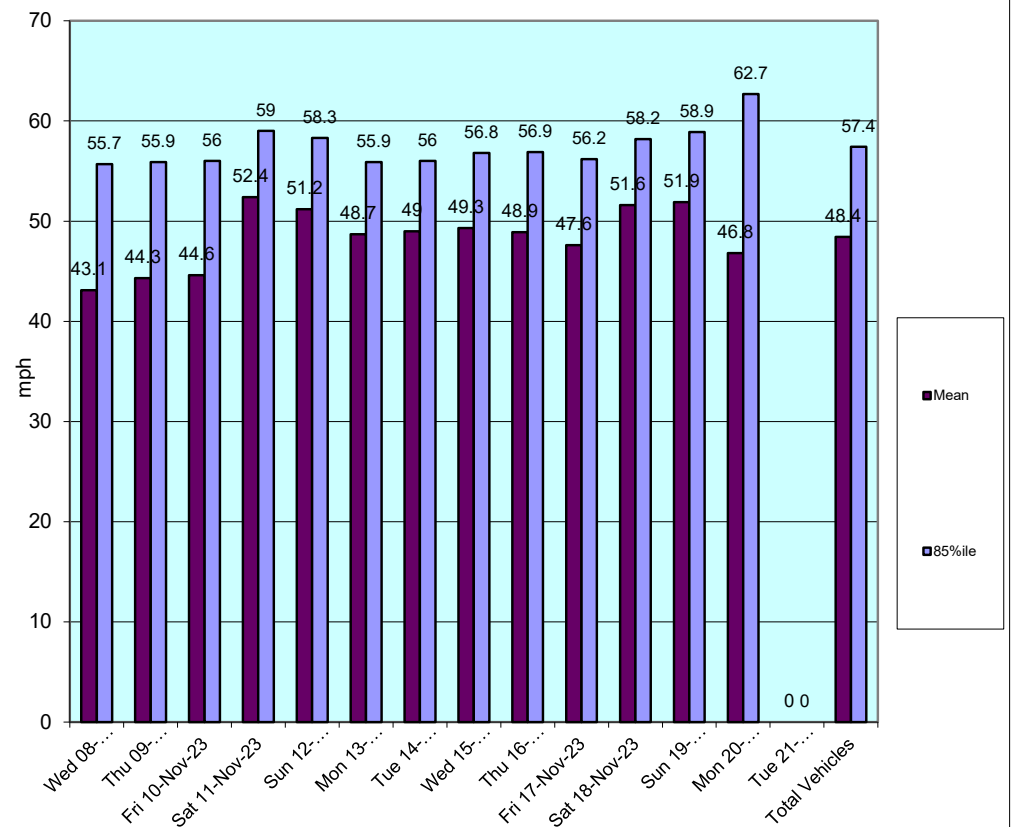
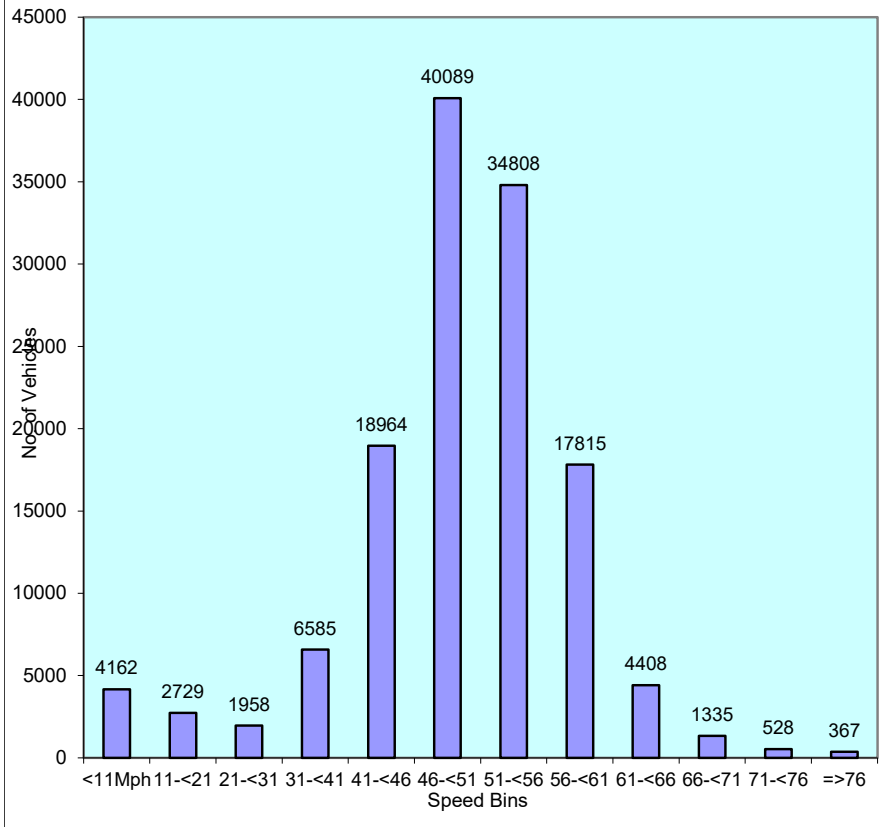
12835 OXFORDSHIRE Site No: 12835019 Location Site 19 - A40 Northern By-Pass, Oxford
 Wed 08-Nov-23 to Tue 21-Nov-23 Channel: Westbound

Time Period	Total Vehicles	85%ile Speed	Mean Speed	Stand Dev.	<11Mph	11-<21	21-<31	31-<41	41-<46	46-<51	51-<56	56-<61	61-<66	66-<71	71-<76	=>76
Daily Totals																
Wed 08-Nov-23	10938	55.7	43.1	16	1162	596	416	526	1509	3015	2205	1042	301	86	47	33
Thu 09-Nov-23	11865	55.9	44.3	15.4	1016	795	188	558	1532	3293	2733	1286	302	95	39	28
Fri 10-Nov-23	11821	56	44.6	15.1	1105	510	147	615	1684	3341	2662	1298	305	94	40	20
Sat 11-Nov-23	11221	59	52.4	6.7	0	0	1	282	1231	3260	3436	2201	549	154	49	58
Sun 12-Nov-23	10288	58.3	51.2	7.1	0	2	7	484	1641	3000	2829	1669	436	139	45	36
Mon 13-Nov-23	10613	55.9	48.7	9.5	159	148	177	545	1651	3614	2790	1143	253	80	29	24
Tue 14-Nov-23	11000	56	49	8.9	138	91	71	673	2015	3667	2689	1196	285	107	47	21
Wed 15-Nov-23	10819	56.8	49.3	9.2	82	178	130	634	1609	3423	2920	1363	306	110	38	26
Thu 16-Nov-23	11394	56.9	48.9	9.7	117	90	353	825	1603	3572	2889	1360	370	128	49	38
Fri 17-Nov-23	12229	56.2	47.6	11.4	358	287	363	694	1841	3663	3129	1420	329	77	46	22
Sat 18-Nov-23	11130	58.2	51.6	6.5	1	3	11	345	1427	3389	3449	1901	435	112	36	21
Sun 19-Nov-23	10002	58.9	51.9	7.2	6	4	57	341	1200	2803	3015	1863	493	131	55	34
Mon 20-Nov-23	428	62.7	46.8	16.9	18	25	37	63	21	49	62	73	44	22	8	6
Tue 21-Nov-23	0	-	-	-	0	0	0	0	0	0	0	0	0	0	0	0

12835 OXFORDSHIRE Site No: 12835019 Location Site 19 - A40 Northern By-Pass, Oxford
 Wed 08-Nov-23 to Tue 21-Nov-23 Channel: Westbound

Time Period	Total Vehicles	85%ile Speed	Mean Speed	Stand Dev.	<11Mph	11-<21	21-<31	31-<41	41-<46	46-<51	51-<56	56-<61	61-<66	66-<71	71-<76	=>76
-------------	----------------	--------------	------------	------------	--------	--------	--------	--------	--------	--------	--------	--------	--------	--------	--------	------

Total Vehicles																
[--]	133748	57.4	48.4	10.7	4162	2729	1958	6585	18964	40089	34808	17815	4408	1335	528	367



12835		OXFORDSHIRE		Site No: 12835019		Location		Site 19 - A40 Northern By-Pass, Oxfo	
Channel: Westbound									
TIME								5-Day	
PERIOD	Wed 08-Nov-23	Thu 09-Nov-23	Fri 10-Nov-23	Sat 11-Nov-23	Sun 12-Nov-23	Mon 13-Nov-23	Tue 14-Nov-23	Av	
Week Begin: 08-Nov-23									
00:00	112	195	185	201	174	103	86	136	
01:00	43	85	124	104	117	56	61	74	
02:00	74	69	95	95	71	41	73	70	
03:00	51	53	65	57	50	39	62	54	
04:00	77	57	75	58	42	57	89	71	
05:00	189	204	200	80	47	153	211	191	
06:00	400	424	404	212	116	505	450	437	
07:00	653	661	641	319	170	643	629	645	
08:00	412	497	475	468	250	456	575	483	
09:00	523	605	632	681	442	627	589	595	
10:00	749	756	730	820	579	697	732	733	
11:00	802	773	846	798	701	680	728	766	
12:00	751	874	882	702	744	670	686	773	
13:00	765	786	781	770	774	727	729	758	
14:00	871	856	749	832	738	762	757	799	
15:00	699	670	589	743	834	745	810	703	
16:00	637	530	551	830	847	627	634	596	
17:00	582	569	551	767	831	578	534	563	
18:00	567	638	736	658	766	691	633	653	
19:00	608	776	817	614	660	512	586	660	
20:00	515	661	616	465	536	435	492	544	
21:00	400	502	461	352	368	367	418	430	
22:00	274	360	344	356	287	289	298	313	
23:00	184	264	272	239	144	153	138	202	
12H,7-19	8011	8215	8163	8388	7676	7903	8036	8066	
16H,6-22	9934	10578	10461	10031	9356	9722	9982	10135	
18H,6-24	10392	11202	11077	10626	9787	10164	10418	10651	
24H,0-24	10938	11865	11821	11221	10288	10613	11000	11247	
Am	11:00	11:00	11:00	10:00	11:00	10:00	10:00	-	
Peak	802	773	846	820	701	697	732	770	
Pm	14:00	12:00	12:00	14:00	16:00	14:00	15:00	-	
Peak	871	874	882	832	847	762	810	840	

ord

7-Day Av	Wed 15-Nov-23	Thu 16-Nov-23	Fri 17-Nov-23	Sat 18-Nov-23	Sun 19-Nov-23	Mon 20-Nov-23	Tue 21-Nov-23	5-Day Av	7-Day Av
151	117	114	137	178	189	84	0	90	117
84	72	71	74	104	114	52	0	54	70
74	72	71	72	68	66	37	0	50	55
54	45	41	52	58	47	30	0	34	39
65	67	74	51	53	43	65	0	51	50
155	186	187	195	87	58	140	0	142	122
359	447	477	418	195	124	3	0	269	238
531	598	654	715	339	194	1	0	394	357
448	568	552	660	470	297	15	0	359	366
586	665	666	696	680	452	0	0	405	451
723	717	722	836	863	658	0	0	455	542
761	774	766	889	803	769	0	0	486	572
758	665	871	722	806	802	0	0	452	552
762	646	814	777	835	722	0	0	447	542
795	687	833	824	781	709	1	0	469	548
727	619	751	628	782	734	0	0	400	502
665	705	600	539	813	787	0	0	369	492
630	530	508	575	688	734	0	0	323	434
670	600	369	757	610	663	0	0	345	428
653	672	625	727	541	574	0	0	405	448
531	535	600	671	462	477	0	0	361	392
410	384	453	490	358	359	0	0	265	292
315	268	371	367	314	272	0	0	201	227
199	180	204	357	242	158	0	0	148	163
8056	7774	8106	8618	8470	7521	17	0	4903	5787
10009	9812	10261	10924	10026	9055	20	0	6203	7157
10524	10260	10836	11648	10582	9485	20	0	6553	7547
11107	10819	11394	12229	11130	10002	428	0	6974	8000
-	11:00	11:00	11:00	10:00	11:00	05:00	05:00	-	-
767	774	766	889	863	769	140	0	514	600
-	16:00	12:00	14:00	13:00	12:00	14:00	23:00	-	-
840	705	871	824	835	802	1	0	480	577

Classification Schemes

Scheme F Classification Scheme (Non-metric)

Scheme F is an attempt to implement the FWHA's visual classification scheme as an axle-based classification scheme. This is one of several interpretations.

Class	Vehicle Type	No. of Axles	Axle spacing in feet				
			Axle 1 to 2	Axle 2 to 3	Axle 3 to 4	Axle 4 to 5	Axle 5 to 6
1	motorcycle	2	<6.0				
2	passenger car	2	6.0 - 10.0				
	car + 1 axle trailer	3	<10.0	10.0 - 18.0			
	car + 2 axle trailer	4	<10.0		<3.5		
3	pickup	2	10.0 - 15.0				
	pickup + 1 axle trailer	3	10.0 - 15.0	10.0 - 18.0			
	pickup + 2 axle trailer	4	10.0 - 15.0		<3.5		
	pickup + 3 axle trailer	5	9.9 - 15.0			<3.5	
4	Traditional bus/coach	2	>20.0				
	Traditional bus/coach	3	>19.0				
5	single unit truck - dual rear axle/bus	2	14.9 - 20.0			<3.5	
6	3 axle truck	3		<18.0			
7	4 axle truck	4					
8	2S1	3		>18.0			
	2S2	4		>5.0	>3.5		
	3S1	4		<5.0	>10.0		
9	3S2	5		<6.1		3.5 - 8.0	
	5 axle combination	5					
10	6 axle combination	6			3.5 - 5.0		
	3S3	6					
11	2S1-2	5		>6.0			
12	3S1-2	6					>10.0
13	truck	7 or more					

A2: 2023 Radar Survey Data

12835 OXFORDSHIRE										
NOVEMBER 2023										
Site	Location	Direction	Start Date	End Date	Posted Speed Limit (PSL)	Total Vehicles	5 Day Ave.	7 Day Ave.	85%ile Speed	Mean Speed
Site No: 12835020	Site 20 - A420, Oxford (W of A34) 51.75397, -1.30866	Channel: Eastbound	Wed 08-Nov-23	Tue 21-Nov-23	70 Mph	176226	13341	12579	62.5	52.8

12835 OXFORDSHIRE

Wed 08-Nov-23 to Tue 14-Nov-23

Site No: 12835020 Location Site 20 - A420, Oxford (W of A34)

Channel: Eastbound

VEHICLE LENGTH

TIME PERIOD	TOTAL VEHICLES	<=5.2m	5.2-6.5	6.5-11.5	>11.5
Wed 08-Nov-23					
00:00	59	21	6	10	22
01:00	40	9	7	8	16
02:00	38	12	3	10	13
03:00	40	10	1	9	20
04:00	76	33	15	8	20
05:00	261	142	40	40	39
06:00	845	413	223	162	47
07:00	1355	709	316	277	53
08:00	1358	691	349	262	56
09:00	972	498	211	202	61
10:00	764	403	154	155	52
11:00	679	350	133	133	63
12:00	668	351	122	143	52
13:00	692	345	134	149	64
14:00	725	344	156	162	63
15:00	839	401	181	204	53
16:00	973	506	185	229	53
17:00	870	442	176	206	46
18:00	705	372	163	138	32
19:00	540	293	107	104	36
20:00	252	139	40	44	29
21:00	192	110	36	21	25
22:00	132	66	18	18	30
23:00	85	36	18	9	22
12H,7-19	10600	5412	2280	2260	648
16H,6-22	12429	6367	2686	2591	785
18H,6-24	12646	6469	2722	2618	837
24H,0-24	13160	6696	2794	2703	967

12835 OXFORDSHIRE

Wed 08-Nov-23 to Tue 14-Nov-23

Site No: 12835020 Location Site 20 - A420, Oxford (W of A34)

Channel: Eastbound

VEHICLE LENGTH

TIME PERIOD	TOTAL VEHICLES	<=5.2m	5.2-6.5	6.5-11.5	>11.5
Thu 09-Nov-23					
00:00	40	11	5	11	13
01:00	34	10	2	7	15
02:00	37	11	2	7	17
03:00	33	10	6	7	10
04:00	75	31	13	13	18
05:00	261	115	52	64	30
06:00	801	341	185	211	64
07:00	1563	715	337	439	72
08:00	1303	601	259	384	59
09:00	933	467	180	235	51
10:00	775	372	171	176	56
11:00	685	305	135	177	68
12:00	707	326	164	153	64
13:00	777	379	133	197	68
14:00	793	358	166	212	57
15:00	843	429	186	177	51
16:00	890	488	184	175	43
17:00	754	477	138	108	31
18:00	652	407	138	84	23
19:00	335	198	54	53	30
20:00	198	119	31	23	25
21:00	189	122	29	18	20
22:00	164	92	31	16	25
23:00	92	46	12	9	25
12H,7-19	10675	5324	2191	2517	643
16H,6-22	12198	6104	2490	2822	782
18H,6-24	12454	6242	2533	2847	832
24H,0-24	12934	6430	2613	2956	935

12835 OXFORDSHIRE

Wed 08-Nov-23 to Tue 14-Nov-23

Site No: 12835020 Location Site 20 - A420, Oxford (W of A34)

Channel: Eastbound

VEHICLE LENGTH

TIME PERIOD	TOTAL VEHICLES	<=5.2m	5.2-6.5	6.5-11.5	>11.5
Fri 10-Nov-23					
00:00	52	22	5	10	15
01:00	41	12	6	6	17
02:00	36	10	5	5	16
03:00	33	12	3	8	10
04:00	65	26	13	14	12
05:00	234	103	52	37	42
06:00	709	345	168	141	55
07:00	1207	690	258	193	66
08:00	1192	651	284	195	62
09:00	1163	561	212	304	86
10:00	936	480	201	207	48
11:00	772	384	170	176	42
12:00	844	451	137	197	59
13:00	838	434	170	169	65
14:00	1035	530	230	220	55
15:00	890	450	205	188	47
16:00	832	439	157	193	43
17:00	751	414	142	163	32
18:00	737	438	137	131	31
19:00	540	342	99	79	20
20:00	292	179	47	47	19
21:00	195	130	26	19	20
22:00	166	93	29	16	28
23:00	127	74	16	16	21
12H,7-19	11197	5922	2303	2336	636
16H,6-22	12933	6918	2643	2622	750
18H,6-24	13226	7085	2688	2654	799
24H,0-24	13687	7270	2772	2734	911

12835 OXFORDSHIRE

Wed 08-Nov-23 to Tue 14-Nov-23

Site No: 12835020 Location Site 20 - A420, Oxford (W of A34)

Channel: Eastbound

VEHICLE LENGTH

TIME PERIOD	TOTAL VEHICLES	<=5.2m	5.2-6.5	6.5-11.5	>11.5
Sat 11-Nov-23					
00:00	80	44	5	8	23
01:00	42	18	6	2	16
02:00	40	13	3	9	15
03:00	33	9	1	8	15
04:00	56	15	10	9	22
05:00	91	42	13	26	10
06:00	213	105	49	42	17
07:00	407	231	102	63	11
08:00	643	387	127	115	14
09:00	899	573	166	146	14
10:00	888	594	157	117	20
11:00	924	594	205	105	20
12:00	914	592	179	125	18
13:00	899	562	181	139	17
14:00	907	538	171	167	31
15:00	742	460	124	140	18
16:00	747	468	149	108	22
17:00	673	419	121	118	15
18:00	675	436	110	118	11
19:00	395	238	77	72	8
20:00	295	197	52	35	11
21:00	398	286	53	46	13
22:00	360	270	34	42	14
23:00	220	164	25	21	10
12H,7-19	9318	5854	1792	1461	211
16H,6-22	10619	6680	2023	1656	260
18H,6-24	11199	7114	2082	1719	284
24H,0-24	11541	7255	2120	1781	385

12835 OXFORDSHIRE

Wed 08-Nov-23 to Tue 14-Nov-23

Site No: 12835020 Location Site 20 - A420, Oxford (W of A34)

Channel: Eastbound

VEHICLE LENGTH

TIME PERIOD	TOTAL VEHICLES	<=5.2m	5.2-6.5	6.5-11.5	>11.5
Sun 12-Nov-23					
00:00	78	46	8	12	12
01:00	36	21	8	2	5
02:00	31	15	5	6	5
03:00	20	9	4	1	6
04:00	31	17	5	5	4
05:00	50	28	6	8	8
06:00	124	74	23	20	7
07:00	233	148	37	40	8
08:00	342	224	65	44	9
09:00	633	395	125	97	16
10:00	795	535	147	102	11
11:00	865	536	180	123	26
12:00	921	616	156	134	15
13:00	810	531	166	92	21
14:00	763	537	147	63	16
15:00	714	496	119	82	17
16:00	825	605	139	69	12
17:00	783	545	141	85	12
18:00	556	408	82	53	13
19:00	478	334	94	34	16
20:00	325	235	51	29	10
21:00	217	152	38	13	14
22:00	119	81	21	11	6
23:00	62	29	12	7	14
12H,7-19	8240	5576	1504	984	176
16H,6-22	9384	6371	1710	1080	223
18H,6-24	9565	6481	1743	1098	243
24H,0-24	9811	6617	1779	1132	283

12835 OXFORDSHIRE

Wed 08-Nov-23 to Tue 14-Nov-23

Site No: 12835020 Location Site 20 - A420, Oxford (W of A34)

Channel: Eastbound

VEHICLE LENGTH

TIME PERIOD	TOTAL VEHICLES	<=5.2m	5.2-6.5	6.5-11.5	>11.5
Mon 13-Nov-23					
00:00	41	21	8	4	8
01:00	29	8	8	4	9
02:00	27	9	3	4	11
03:00	29	11	2	5	11
04:00	75	41	13	7	14
05:00	277	146	61	37	33
06:00	844	460	194	151	39
07:00	1529	795	389	298	47
08:00	1183	607	278	245	53
09:00	943	452	212	205	74
10:00	875	459	185	151	80
11:00	808	438	142	174	54
12:00	863	500	151	143	69
13:00	817	405	161	170	81
14:00	749	369	150	164	66
15:00	832	400	170	201	61
16:00	902	471	187	195	49
17:00	730	406	149	141	34
18:00	700	422	127	120	31
19:00	464	296	80	56	32
20:00	243	149	38	25	31
21:00	176	113	30	14	19
22:00	143	88	18	16	21
23:00	90	43	10	10	27
12H,7-19	10931	5724	2301	2207	699
16H,6-22	12658	6742	2643	2453	820
18H,6-24	12891	6873	2671	2479	868
24H,0-24	13369	7109	2766	2540	954

12835 OXFORDSHIRE

Wed 08-Nov-23 to Tue 14-Nov-23

Site No: 12835020 Location Site 20 - A420, Oxford (W of A34)

Channel: Eastbound

VEHICLE LENGTH

TIME PERIOD	TOTAL VEHICLES	<=5.2m	5.2-6.5	6.5-11.5	>11.5
Tue 14-Nov-23					
00:00	56	25	5	9	17
01:00	34	11	4	8	11
02:00	41	16	1	8	16
03:00	38	12	3	6	17
04:00	79	28	9	16	26
05:00	253	113	55	46	39
06:00	878	387	204	231	56
07:00	1524	746	310	397	71
08:00	1377	653	285	380	59
09:00	1012	473	216	263	60
10:00	839	413	188	181	57
11:00	721	369	154	132	66
12:00	762	398	137	158	69
13:00	762	392	161	145	64
14:00	736	357	139	172	68
15:00	799	421	167	152	59
16:00	977	511	212	205	49
17:00	830	469	160	164	37
18:00	694	399	123	132	40
19:00	439	278	66	62	33
20:00	278	157	60	40	21
21:00	197	111	30	32	24
22:00	160	92	24	20	24
23:00	68	30	6	9	23
12H,7-19	11033	5601	2252	2481	699
16H,6-22	12825	6534	2612	2846	833
18H,6-24	13053	6656	2642	2875	880
24H,0-24	13554	6861	2719	2968	1006

12835 OXFORDSHIRE

Wed 08-Nov-23 to Tue 14-Nov-23

Site No: 12835020 Location Site 20 - A420, Oxford (W of A34)

Channel: Eastbound

VEHICLE LENGTH

TIME PERIOD	TOTAL VEHICLES	<=5.2m	5.2-6.5	6.5-11.5	>11.5
Wed 15-Nov-23					
00:00	57	25	7	8	17
01:00	35	11	4	6	14
02:00	29	10	1	4	14
03:00	40	12	2	6	20
04:00	77	25	9	10	33
05:00	251	119	49	44	39
06:00	838	401	197	188	52
07:00	1570	708	356	441	65
08:00	1465	678	331	396	60
09:00	1080	524	240	244	72
10:00	816	406	184	183	43
11:00	733	345	181	156	51
12:00	763	383	161	163	56
13:00	745	368	152	164	61
14:00	594	303	105	135	51
15:00	935	431	153	274	77
16:00	1012	489	173	284	66
17:00	833	411	134	239	49
18:00	720	402	99	166	53
19:00	476	265	74	94	43
20:00	296	151	56	56	33
21:00	190	118	26	28	18
22:00	158	78	27	24	29
23:00	83	29	11	12	31
12H,7-19	11266	5448	2269	2845	704
16H,6-22	13066	6383	2622	3211	850
18H,6-24	13307	6490	2660	3247	910
24H,0-24	13796	6692	2732	3325	1047

12835 OXFORDSHIRE

Wed 08-Nov-23 to Tue 14-Nov-23

Site No: 12835020 Location Site 20 - A420, Oxford (W of A34)

Channel: Eastbound

VEHICLE LENGTH

TIME PERIOD	TOTAL VEHICLES	<=5.2m	5.2-6.5	6.5-11.5	>11.5
Thu 16-Nov-23					
00:00	55	16	8	17	14
01:00	49	16	0	14	19
02:00	32	13	1	5	13
03:00	43	10	5	9	19
04:00	83	29	8	18	28
05:00	257	113	32	71	41
06:00	861	354	147	289	71
07:00	1371	568	203	504	96
08:00	1313	516	186	520	91
09:00	994	421	147	327	99
10:00	752	358	107	229	58
11:00	675	300	109	197	69
12:00	751	350	114	198	89
13:00	704	322	108	210	64
14:00	805	385	110	237	73
15:00	908	471	121	240	76
16:00	976	482	160	255	79
17:00	913	502	122	236	53
18:00	756	420	125	168	43
19:00	487	272	86	95	34
20:00	275	165	34	50	26
21:00	211	129	32	24	26
22:00	185	116	16	29	24
23:00	81	46	8	7	20
12H,7-19	10918	5095	1612	3321	890
16H,6-22	12752	6015	1911	3779	1047
18H,6-24	13018	6177	1935	3815	1091
24H,0-24	13537	6374	1989	3949	1225

12835 OXFORDSHIRE

Wed 08-Nov-23 to Tue 14-Nov-23

Site No: 12835020 Location Site 20 - A420, Oxford (W of A34)

Channel: Eastbound

VEHICLE LENGTH

TIME PERIOD	TOTAL VEHICLES	<=5.2m	5.2-6.5	6.5-11.5	>11.5
Fri 17-Nov-23					
00:00	46	24	4	8	10
01:00	44	12	5	11	16
02:00	32	14	3	6	9
03:00	49	13	7	6	23
04:00	73	27	13	16	17
05:00	215	111	29	43	32
06:00	733	336	127	207	63
07:00	1033	438	177	347	71
08:00	749	325	127	240	57
09:00	862	425	129	221	87
10:00	828	395	127	235	71
11:00	818	431	130	197	60
12:00	836	455	125	189	67
13:00	848	457	138	197	56
14:00	845	445	145	200	55
15:00	934	482	133	273	46
16:00	982	518	156	267	41
17:00	862	456	148	207	51
18:00	628	358	108	140	22
19:00	436	248	62	100	26
20:00	249	135	35	56	23
21:00	215	144	24	27	20
22:00	179	111	24	19	25
23:00	123	84	13	14	12
12H,7-19	10225	5185	1643	2713	684
16H,6-22	11858	6048	1891	3103	816
18H,6-24	12160	6243	1928	3136	853
24H,0-24	12619	6444	1989	3226	960

12835 OXFORDSHIRE

Wed 08-Nov-23 to Tue 14-Nov-23

Site No: 12835020 Location Site 20 - A420, Oxford (W of A34)

Channel: Eastbound

VEHICLE LENGTH

TIME PERIOD	TOTAL VEHICLES	<=5.2m	5.2-6.5	6.5-11.5	>11.5
Sat 18-Nov-23					
00:00	90	52	11	9	18
01:00	55	25	3	11	16
02:00	35	13	5	2	15
03:00	27	11	2	3	11
04:00	63	28	9	11	15
05:00	105	58	11	18	18
06:00	197	119	36	26	16
07:00	390	238	61	72	19
08:00	635	457	80	75	23
09:00	932	640	139	129	24
10:00	907	564	149	160	34
11:00	967	612	136	175	44
12:00	744	441	114	152	37
13:00	837	528	119	155	35
14:00	809	483	135	159	32
15:00	694	444	109	115	26
16:00	765	475	121	143	26
17:00	667	411	97	143	16
18:00	581	350	96	116	19
19:00	382	221	68	79	14
20:00	236	144	37	41	14
21:00	197	139	26	24	8
22:00	183	132	17	23	11
23:00	136	86	24	9	17
12H,7-19	8928	5643	1356	1594	335
16H,6-22	9940	6266	1523	1764	387
18H,6-24	10259	6484	1564	1796	415
24H,0-24	10634	6671	1605	1850	508

12835 OXFORDSHIRE

Wed 08-Nov-23 to Tue 14-Nov-23

Site No: 12835020 Location Site 20 - A420, Oxford (W of A34)

Channel: Eastbound

VEHICLE LENGTH

TIME PERIOD	TOTAL VEHICLES	<=5.2m	5.2-6.5	6.5-11.5	>11.5
Sun 19-Nov-23					
00:00	115	73	18	11	13
01:00	60	33	7	7	13
02:00	32	17	3	3	9
03:00	34	17	8	3	6
04:00	31	16	6	4	5
05:00	52	26	9	7	10
06:00	134	89	14	28	3
07:00	249	143	57	42	7
08:00	390	221	82	77	10
09:00	699	411	110	155	23
10:00	886	495	149	203	39
11:00	934	567	127	209	31
12:00	920	578	123	190	29
13:00	884	540	125	192	27
14:00	826	520	130	156	20
15:00	895	554	147	170	24
16:00	840	541	121	145	33
17:00	855	541	109	170	35
18:00	669	429	92	126	22
19:00	487	315	65	93	14
20:00	328	221	43	47	17
21:00	204	134	26	33	11
22:00	107	60	13	21	13
23:00	79	40	11	12	16
12H,7-19	9047	5540	1372	1835	300
16H,6-22	10200	6299	1520	2036	345
18H,6-24	10386	6399	1544	2069	374
24H,0-24	10710	6581	1595	2104	430

12835 OXFORDSHIRE

Wed 08-Nov-23 to Tue 14-Nov-23

Site No: 12835020 Location Site 20 - A420, Oxford (W of A34)

Channel: Eastbound

VEHICLE LENGTH

TIME PERIOD	TOTAL VEHICLES	<=5.2m	5.2-6.5	6.5-11.5	>11.5
Mon 20-Nov-23					
00:00	53	24	10	9	10
01:00	47	25	5	7	10
02:00	31	10	2	5	14
03:00	45	20	3	11	11
04:00	81	31	18	12	20
05:00	268	134	37	61	36
06:00	859	390	145	245	79
07:00	1451	623	232	514	82
08:00	1374	626	208	446	94
09:00	973	450	169	269	85
10:00	851	452	126	196	77
11:00	766	401	117	177	71
12:00	770	367	120	199	84
13:00	692	332	99	196	65
14:00	702	334	119	176	73
15:00	837	396	129	242	70
16:00	878	427	144	244	63
17:00	808	403	122	228	55
18:00	646	351	99	157	39
19:00	413	243	51	75	44
20:00	237	118	41	50	28
21:00	175	94	31	31	19
22:00	157	83	20	27	27
23:00	84	26	12	22	24
12H,7-19	10748	5162	1684	3044	858
16H,6-22	12432	6007	1952	3445	1028
18H,6-24	12673	6116	1984	3494	1079
24H,0-24	13198	6360	2059	3599	1180

12835 OXFORDSHIRE

Wed 08-Nov-23 to Tue 14-Nov-23

Site No: 12835020 Location Site 20 - A420, Oxford (W of A34)

Channel: Eastbound

VEHICLE LENGTH

TIME PERIOD	TOTAL VEHICLES	<=5.2m	5.2-6.5	6.5-11.5	>11.5
Tue 21-Nov-23					
00:00	47	17	4	6	20
01:00	36	12	3	5	16
02:00	26	9	1	7	9
03:00	38	12	3	6	17
04:00	75	20	15	14	26
05:00	256	130	44	56	26
06:00	936	423	141	291	81
07:00	1553	667	235	541	110
08:00	1341	597	199	459	86
09:00	1020	481	144	302	93
10:00	806	386	140	208	72
11:00	719	315	102	216	86
12:00	761	337	127	201	96
13:00	726	350	101	197	78
14:00	801	391	120	214	76
15:00	906	411	151	269	75
16:00	949	476	145	261	67
17:00	808	407	126	225	50
18:00	737	381	116	185	55
19:00	439	219	70	102	48
20:00	258	138	36	57	27
21:00	202	119	27	32	24
22:00	140	66	18	32	24
23:00	96	33	16	19	28
12H,7-19	11127	5199	1706	3278	944
16H,6-22	12962	6098	1980	3760	1124
18H,6-24	13198	6197	2014	3811	1176
24H,0-24	13676	6397	2084	3905	1290

12835 OXFORDSHIRE

Wed 08-Nov-23 to Tue 14-Nov-23

Site No: 12835020 Location Site 20 - A420, Oxford (W of A34)

Channel: Eastbound

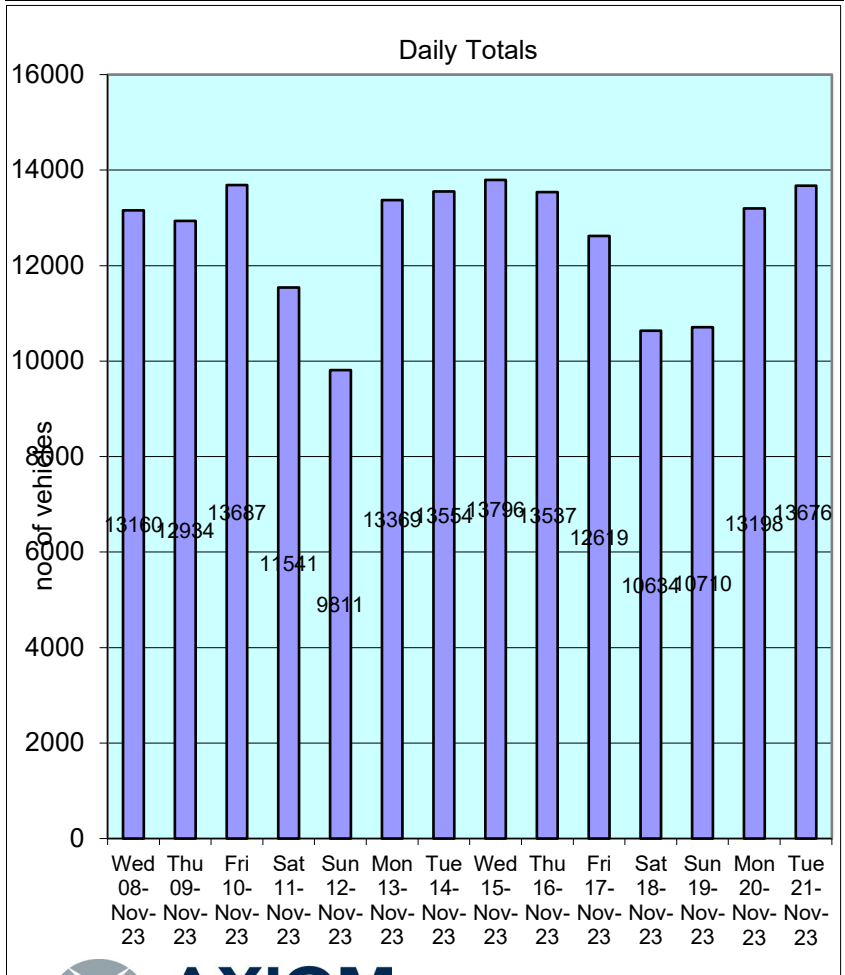
VEHICLE LENGTH

TIME PERIOD	TOTAL VEHICLES	<=5.2m	5.2-6.5	6.5-11.5	>11.5
Daily Totals					
Wed 08-Nov-23	13160	6696	2794	2703	967
Thu 09-Nov-23	12934	6430	2613	2956	935
Fri 10-Nov-23	13687	7270	2772	2734	911
Sat 11-Nov-23	11541	7255	2120	1781	385
Sun 12-Nov-23	9811	6617	1779	1132	283
Mon 13-Nov-23	13369	7109	2766	2540	954
Tue 14-Nov-23	13554	6861	2719	2968	1006
Wed 15-Nov-23	13796	6692	2732	3325	1047
Thu 16-Nov-23	13537	6374	1989	3949	1225
Fri 17-Nov-23	12619	6444	1989	3226	960
Sat 18-Nov-23	10634	6671	1605	1850	508
Sun 19-Nov-23	10710	6581	1595	2104	430
Mon 20-Nov-23	13198	6360	2059	3599	1180
Tue 21-Nov-23	13676	6397	2084	3905	1290
Total Vehicles					
[--]	176226	93757	31616	38772	12081

12835 OXFORDSHIRE
 Wed 08-Nov-23 to Tue 14-Nov-23
 Site No: 12835020 Location Site 20 - A420, Oxford (W of A34)
 Channel: Eastbound

VEHICLE LENGTH

TIME PERIOD **TOTAL VEHICLES** **<=5.2m** **5.2-6.5** **6.5-11.5** **>11.5**



12835 OXFORDSHIRE Site No: 12835020 Location Site 20 - A420, Oxford (W of A34)
 Wed 08-Nov-23 to Tue 14-Nov-23 Channel: Eastbound

TIME PERIOD	TOTAL VEHICLES	<=5.2m	%	5.2-6.5	%	6.5-11.5	%	>11.5	%
Wed 08-Nov-23									
00:00	59	21	35.6	6	10.2	10	16.9	22	37.3
01:00	40	9	22.5	7	17.5	8	20.0	16	40.0
02:00	38	12	31.6	3	7.9	10	26.3	13	34.2
03:00	40	10	25.0	1	2.5	9	22.5	20	50.0
04:00	76	33	43.4	15	19.7	8	10.5	20	26.3
05:00	261	142	54.4	40	15.3	40	15.3	39	14.9
06:00	845	413	48.9	223	26.4	162	19.2	47	5.6
07:00	1355	709	52.3	316	23.3	277	20.4	53	3.9
08:00	1358	691	50.9	349	25.7	262	19.3	56	4.1
09:00	972	498	51.2	211	21.7	202	20.8	61	6.3
10:00	764	403	52.7	154	20.2	155	20.3	52	6.8
11:00	679	350	51.5	133	19.6	133	19.6	63	9.3
12:00	668	351	52.5	122	18.3	143	21.4	52	7.8
13:00	692	345	49.9	134	19.4	149	21.5	64	9.2
14:00	725	344	47.4	156	21.5	162	22.3	63	8.7
15:00	839	401	47.8	181	21.6	204	24.3	53	6.3
16:00	973	506	52.0	185	19.0	229	23.5	53	5.4
17:00	870	442	50.8	176	20.2	206	23.7	46	5.3
18:00	705	372	52.8	163	23.1	138	19.6	32	4.5
19:00	540	293	54.3	107	19.8	104	19.3	36	6.7
20:00	252	139	55.2	40	15.9	44	17.5	29	11.5
21:00	192	110	57.3	36	18.8	21	10.9	25	13.0
22:00	132	66	50.0	18	13.6	18	13.6	30	22.7
23:00	85	36	42.4	18	21.2	9	10.6	22	25.9
12H,7-19	10600	5412	51.1	2280	21.5	2260	21.3	648	6.1
16H,6-22	12429	6367	51.2	2686	21.6	2591	20.8	785	6.3
18H,6-24	12646	6469	51.2	2722	21.5	2618	20.7	837	6.6
24H,0-24	13160	6696	50.9	2794	21.2	2703	20.5	967	7.3

12835 OXFORDSHIRE Site No: 12835020 Location Site 20 - A420, Oxford (W of A34)
 Wed 08-Nov-23 to Tue 14-Nov-23 Channel: Eastbound

TIME PERIOD	TOTAL VEHICLES	<=5.2m	%	5.2-6.5	%	6.5-11.5	%	>11.5	%
Thu 09-Nov-23									
00:00	40	11	27.5	5	12.5	11	27.5	13	32.5
01:00	34	10	29.4	2	5.9	7	20.6	15	44.1
02:00	37	11	29.7	2	5.4	7	18.9	17	45.9
03:00	33	10	30.3	6	18.2	7	21.2	10	30.3
04:00	75	31	41.3	13	17.3	13	17.3	18	24.0
05:00	261	115	44.1	52	19.9	64	24.5	30	11.5
06:00	801	341	42.6	185	23.1	211	26.3	64	8.0
07:00	1563	715	45.7	337	21.6	439	28.1	72	4.6
08:00	1303	601	46.1	259	19.9	384	29.5	59	4.5
09:00	933	467	50.1	180	19.3	235	25.2	51	5.5
10:00	775	372	48.0	171	22.1	176	22.7	56	7.2
11:00	685	305	44.5	135	19.7	177	25.8	68	9.9
12:00	707	326	46.1	164	23.2	153	21.6	64	9.1
13:00	777	379	48.8	133	17.1	197	25.4	68	8.8
14:00	793	358	45.1	166	20.9	212	26.7	57	7.2
15:00	843	429	50.9	186	22.1	177	21.0	51	6.0
16:00	890	488	54.8	184	20.7	175	19.7	43	4.8
17:00	754	477	63.3	138	18.3	108	14.3	31	4.1
18:00	652	407	62.4	138	21.2	84	12.9	23	3.5
19:00	335	198	59.1	54	16.1	53	15.8	30	9.0
20:00	198	119	60.1	31	15.7	23	11.6	25	12.6
21:00	189	122	64.6	29	15.3	18	9.5	20	10.6
22:00	164	92	56.1	31	18.9	16	9.8	25	15.2
23:00	92	46	50.0	12	13.0	9	9.8	25	27.2
12H,7-19	10675	5324	49.9	2191	20.5	2517	23.6	643	6.0
16H,6-22	12198	6104	50.0	2490	20.4	2822	23.1	782	6.4
18H,6-24	12454	6242	50.1	2533	20.3	2847	22.9	832	6.7
24H,0-24	12934	6430	49.7	2613	20.2	2956	22.9	935	7.2

12835 OXFORDSHIRE Site No: 12835020 Location Site 20 - A420, Oxford (W of A34)
 Wed 08-Nov-23 to Tue 14-Nov-23 Channel: Eastbound

TIME PERIOD	TOTAL VEHICLES	<=5.2m	%	5.2-6.5	%	6.5-11.5	%	>11.5	%
Fri 10-Nov-23									
00:00	52	22	42.3	5	9.6	10	19.2	15	28.8
01:00	41	12	29.3	6	14.6	6	14.6	17	41.5
02:00	36	10	27.8	5	13.9	5	13.9	16	44.4
03:00	33	12	36.4	3	9.1	8	24.2	10	30.3
04:00	65	26	40.0	13	20.0	14	21.5	12	18.5
05:00	234	103	44.0	52	22.2	37	15.8	42	17.9
06:00	709	345	48.7	168	23.7	141	19.9	55	7.8
07:00	1207	690	57.2	258	21.4	193	16.0	66	5.5
08:00	1192	651	54.6	284	23.8	195	16.4	62	5.2
09:00	1163	561	48.2	212	18.2	304	26.1	86	7.4
10:00	936	480	51.3	201	21.5	207	22.1	48	5.1
11:00	772	384	49.7	170	22.0	176	22.8	42	5.4
12:00	844	451	53.4	137	16.2	197	23.3	59	7.0
13:00	838	434	51.8	170	20.3	169	20.2	65	7.8
14:00	1035	530	51.2	230	22.2	220	21.3	55	5.3
15:00	890	450	50.6	205	23.0	188	21.1	47	5.3
16:00	832	439	52.8	157	18.9	193	23.2	43	5.2
17:00	751	414	55.1	142	18.9	163	21.7	32	4.3
18:00	737	438	59.4	137	18.6	131	17.8	31	4.2
19:00	540	342	63.3	99	18.3	79	14.6	20	3.7
20:00	292	179	61.3	47	16.1	47	16.1	19	6.5
21:00	195	130	66.7	26	13.3	19	9.7	20	10.3
22:00	166	93	56.0	29	17.5	16	9.6	28	16.9
23:00	127	74	58.3	16	12.6	16	12.6	21	16.5
12H,7-19	11197	5922	52.9	2303	20.6	2336	20.9	636	5.7
16H,6-22	12933	6918	53.5	2643	20.4	2622	20.3	750	5.8
18H,6-24	13226	7085	53.6	2688	20.3	2654	20.1	799	6.0
24H,0-24	13687	7270	53.1	2772	20.3	2734	20.0	911	6.7

12835 OXFORDSHIRE Site No: 12835020 Location Site 20 - A420, Oxford (W of A34)
 Wed 08-Nov-23 to Tue 14-Nov-23 Channel: Eastbound

TIME PERIOD	TOTAL VEHICLES	<=5.2m	%	5.2-6.5	%	6.5-11.5	%	>11.5	%
Sat 11-Nov-23									
00:00	80	44	55.0	5	6.3	8	10.0	23	28.8
01:00	42	18	42.9	6	14.3	2	4.8	16	38.1
02:00	40	13	32.5	3	7.5	9	22.5	15	37.5
03:00	33	9	27.3	1	3.0	8	24.2	15	45.5
04:00	56	15	26.8	10	17.9	9	16.1	22	39.3
05:00	91	42	46.2	13	14.3	26	28.6	10	11.0
06:00	213	105	49.3	49	23.0	42	19.7	17	8.0
07:00	407	231	56.8	102	25.1	63	15.5	11	2.7
08:00	643	387	60.2	127	19.8	115	17.9	14	2.2
09:00	899	573	63.7	166	18.5	146	16.2	14	1.6
10:00	888	594	66.9	157	17.7	117	13.2	20	2.3
11:00	924	594	64.3	205	22.2	105	11.4	20	2.2
12:00	914	592	64.8	179	19.6	125	13.7	18	2.0
13:00	899	562	62.5	181	20.1	139	15.5	17	1.9
14:00	907	538	59.3	171	18.9	167	18.4	31	3.4
15:00	742	460	62.0	124	16.7	140	18.9	18	2.4
16:00	747	468	62.7	149	19.9	108	14.5	22	2.9
17:00	673	419	62.3	121	18.0	118	17.5	15	2.2
18:00	675	436	64.6	110	16.3	118	17.5	11	1.6
19:00	395	238	60.3	77	19.5	72	18.2	8	2.0
20:00	295	197	66.8	52	17.6	35	11.9	11	3.7
21:00	398	286	71.9	53	13.3	46	11.6	13	3.3
22:00	360	270	75.0	34	9.4	42	11.7	14	3.9
23:00	220	164	74.5	25	11.4	21	9.5	10	4.5
12H,7-19	9318	5854	62.8	1792	19.2	1461	15.7	211	2.3
16H,6-22	10619	6680	62.9	2023	19.1	1656	15.6	260	2.4
18H,6-24	11199	7114	63.5	2082	18.6	1719	15.3	284	2.5
24H,0-24	11541	7255	62.9	2120	18.4	1781	15.4	385	3.3

12835 OXFORDSHIRE Site No: 12835020 Location Site 20 - A420, Oxford (W of A34)
 Wed 08-Nov-23 to Tue 14-Nov-23 Channel: Eastbound

TIME PERIOD	TOTAL VEHICLES	<=5.2m	%	5.2-6.5	%	6.5-11.5	%	>11.5	%
Sun 12-Nov-23									
00:00	78	46	59.0	8	10.3	12	15.4	12	15.4
01:00	36	21	58.3	8	22.2	2	5.6	5	13.9
02:00	31	15	48.4	5	16.1	6	19.4	5	16.1
03:00	20	9	45.0	4	20.0	1	5.0	6	30.0
04:00	31	17	54.8	5	16.1	5	16.1	4	12.9
05:00	50	28	56.0	6	12.0	8	16.0	8	16.0
06:00	124	74	59.7	23	18.5	20	16.1	7	5.6
07:00	233	148	63.5	37	15.9	40	17.2	8	3.4
08:00	342	224	65.5	65	19.0	44	12.9	9	2.6
09:00	633	395	62.4	125	19.7	97	15.3	16	2.5
10:00	795	535	67.3	147	18.5	102	12.8	11	1.4
11:00	865	536	62.0	180	20.8	123	14.2	26	3.0
12:00	921	616	66.9	156	16.9	134	14.5	15	1.6
13:00	810	531	65.6	166	20.5	92	11.4	21	2.6
14:00	763	537	70.4	147	19.3	63	8.3	16	2.1
15:00	714	496	69.5	119	16.7	82	11.5	17	2.4
16:00	825	605	73.3	139	16.8	69	8.4	12	1.5
17:00	783	545	69.6	141	18.0	85	10.9	12	1.5
18:00	556	408	73.4	82	14.7	53	9.5	13	2.3
19:00	478	334	69.9	94	19.7	34	7.1	16	3.3
20:00	325	235	72.3	51	15.7	29	8.9	10	3.1
21:00	217	152	70.0	38	17.5	13	6.0	14	6.5
22:00	119	81	68.1	21	17.6	11	9.2	6	5.0
23:00	62	29	46.8	12	19.4	7	11.3	14	22.6
12H,7-19	8240	5576	67.7	1504	18.3	984	11.9	176	2.1
16H,6-22	9384	6371	67.9	1710	18.2	1080	11.5	223	2.4
18H,6-24	9565	6481	67.8	1743	18.2	1098	11.5	243	2.5
24H,0-24	9811	6617	67.4	1779	18.1	1132	11.5	283	2.9

12835 OXFORDSHIRE Site No: 12835020 Location Site 20 - A420, Oxford (W of A34)
 Wed 08-Nov-23 to Tue 14-Nov-23 Channel: Eastbound

TIME PERIOD	TOTAL VEHICLES	<=5.2m	%	5.2-6.5	%	6.5-11.5	%	>11.5	%
Mon 13-Nov-23									
00:00	41	21	51.2	8	19.5	4	9.8	8	19.5
01:00	29	8	27.6	8	27.6	4	13.8	9	31.0
02:00	27	9	33.3	3	11.1	4	14.8	11	40.7
03:00	29	11	37.9	2	6.9	5	17.2	11	37.9
04:00	75	41	54.7	13	17.3	7	9.3	14	18.7
05:00	277	146	52.7	61	22.0	37	13.4	33	11.9
06:00	844	460	54.5	194	23.0	151	17.9	39	4.6
07:00	1529	795	52.0	389	25.4	298	19.5	47	3.1
08:00	1183	607	51.3	278	23.5	245	20.7	53	4.5
09:00	943	452	47.9	212	22.5	205	21.7	74	7.8
10:00	875	459	52.5	185	21.1	151	17.3	80	9.1
11:00	808	438	54.2	142	17.6	174	21.5	54	6.7
12:00	863	500	57.9	151	17.5	143	16.6	69	8.0
13:00	817	405	49.6	161	19.7	170	20.8	81	9.9
14:00	749	369	49.3	150	20.0	164	21.9	66	8.8
15:00	832	400	48.1	170	20.4	201	24.2	61	7.3
16:00	902	471	52.2	187	20.7	195	21.6	49	5.4
17:00	730	406	55.6	149	20.4	141	19.3	34	4.7
18:00	700	422	60.3	127	18.1	120	17.1	31	4.4
19:00	464	296	63.8	80	17.2	56	12.1	32	6.9
20:00	243	149	61.3	38	15.6	25	10.3	31	12.8
21:00	176	113	64.2	30	17.0	14	8.0	19	10.8
22:00	143	88	61.5	18	12.6	16	11.2	21	14.7
23:00	90	43	47.8	10	11.1	10	11.1	27	30.0
12H,7-19	10931	5724	52.4	2301	21.1	2207	20.2	699	6.4
16H,6-22	12658	6742	53.3	2643	20.9	2453	19.4	820	6.5
18H,6-24	12891	6873	53.3	2671	20.7	2479	19.2	868	6.7
24H,0-24	13369	7109	53.2	2766	20.7	2540	19.0	954	7.1

12835 OXFORDSHIRE Site No: 12835020 Location Site 20 - A420, Oxford (W of A34)
 Wed 08-Nov-23 to Tue 14-Nov-23 Channel: Eastbound

TIME PERIOD	TOTAL VEHICLES	<=5.2m	%	5.2-6.5	%	6.5-11.5	%	>11.5	%
Tue 14-Nov-23									
00:00	56	25	44.6	5	8.9	9	16.1	17	30.4
01:00	34	11	32.4	4	11.8	8	23.5	11	32.4
02:00	41	16	39.0	1	2.4	8	19.5	16	39.0
03:00	38	12	31.6	3	7.9	6	15.8	17	44.7
04:00	79	28	35.4	9	11.4	16	20.3	26	32.9
05:00	253	113	44.7	55	21.7	46	18.2	39	15.4
06:00	878	387	44.1	204	23.2	231	26.3	56	6.4
07:00	1524	746	49.0	310	20.3	397	26.0	71	4.7
08:00	1377	653	47.4	285	20.7	380	27.6	59	4.3
09:00	1012	473	46.7	216	21.3	263	26.0	60	5.9
10:00	839	413	49.2	188	22.4	181	21.6	57	6.8
11:00	721	369	51.2	154	21.4	132	18.3	66	9.2
12:00	762	398	52.2	137	18.0	158	20.7	69	9.1
13:00	762	392	51.4	161	21.1	145	19.0	64	8.4
14:00	736	357	48.5	139	18.9	172	23.4	68	9.2
15:00	799	421	52.7	167	20.9	152	19.0	59	7.4
16:00	977	511	52.3	212	21.7	205	21.0	49	5.0
17:00	830	469	56.5	160	19.3	164	19.8	37	4.5
18:00	694	399	57.5	123	17.7	132	19.0	40	5.8
19:00	439	278	63.3	66	15.0	62	14.1	33	7.5
20:00	278	157	56.5	60	21.6	40	14.4	21	7.6
21:00	197	111	56.3	30	15.2	32	16.2	24	12.2
22:00	160	92	57.5	24	15.0	20	12.5	24	15.0
23:00	68	30	44.1	6	8.8	9	13.2	23	33.8
12H,7-19	11033	5601	50.8	2252	20.4	2481	22.5	699	6.3
16H,6-22	12825	6534	50.9	2612	20.4	2846	22.2	833	6.5
18H,6-24	13053	6656	51.0	2642	20.2	2875	22.0	880	6.7
24H,0-24	13554	6861	50.6	2719	20.1	2968	21.9	1006	7.4

12835 OXFORDSHIRE Site No: 12835020 Location Site 20 - A420, Oxford (W of A34)
 Wed 08-Nov-23 to Tue 14-Nov-23 Channel: Eastbound

TIME PERIOD	TOTAL VEHICLES	<=5.2m	%	5.2-6.5	%	6.5-11.5	%	>11.5	%
Wed 15-Nov-23									
00:00	57	25	43.9	7	12.3	8	14.0	17	29.8
01:00	35	11	31.4	4	11.4	6	17.1	14	40.0
02:00	29	10	34.5	1	3.4	4	13.8	14	48.3
03:00	40	12	30.0	2	5.0	6	15.0	20	50.0
04:00	77	25	32.5	9	11.7	10	13.0	33	42.9
05:00	251	119	47.4	49	19.5	44	17.5	39	15.5
06:00	838	401	47.9	197	23.5	188	22.4	52	6.2
07:00	1570	708	45.1	356	22.7	441	28.1	65	4.1
08:00	1465	678	46.3	331	22.6	396	27.0	60	4.1
09:00	1080	524	48.5	240	22.2	244	22.6	72	6.7
10:00	816	406	49.8	184	22.5	183	22.4	43	5.3
11:00	733	345	47.1	181	24.7	156	21.3	51	7.0
12:00	763	383	50.2	161	21.1	163	21.4	56	7.3
13:00	745	368	49.4	152	20.4	164	22.0	61	8.2
14:00	594	303	51.0	105	17.7	135	22.7	51	8.6
15:00	935	431	46.1	153	16.4	274	29.3	77	8.2
16:00	1012	489	48.3	173	17.1	284	28.1	66	6.5
17:00	833	411	49.3	134	16.1	239	28.7	49	5.9
18:00	720	402	55.8	99	13.8	166	23.1	53	7.4
19:00	476	265	55.7	74	15.5	94	19.7	43	9.0
20:00	296	151	51.0	56	18.9	56	18.9	33	11.1
21:00	190	118	62.1	26	13.7	28	14.7	18	9.5
22:00	158	78	49.4	27	17.1	24	15.2	29	18.4
23:00	83	29	34.9	11	13.3	12	14.5	31	37.3
12H,7-19	11266	5448	48.4	2269	20.1	2845	25.3	704	6.2
16H,6-22	13066	6383	48.9	2622	20.1	3211	24.6	850	6.5
18H,6-24	13307	6490	48.8	2660	20.0	3247	24.4	910	6.8
24H,0-24	13796	6692	48.5	2732	19.8	3325	24.1	1047	7.6

12835 OXFORDSHIRE Site No: 12835020 Location Site 20 - A420, Oxford (W of A34)
 Wed 08-Nov-23 to Tue 14-Nov-23 Channel: Eastbound

TIME PERIOD	TOTAL VEHICLES	<=5.2m	%	5.2-6.5	%	6.5-11.5	%	>11.5	%
Thu 16-Nov-23									
00:00	55	16	29.1	8	14.5	17	30.9	14	25.5
01:00	49	16	32.7	0	0.0	14	28.6	19	38.8
02:00	32	13	40.6	1	3.1	5	15.6	13	40.6
03:00	43	10	23.3	5	11.6	9	20.9	19	44.2
04:00	83	29	34.9	8	9.6	18	21.7	28	33.7
05:00	257	113	44.0	32	12.5	71	27.6	41	16.0
06:00	861	354	41.1	147	17.1	289	33.6	71	8.2
07:00	1371	568	41.4	203	14.8	504	36.8	96	7.0
08:00	1313	516	39.3	186	14.2	520	39.6	91	6.9
09:00	994	421	42.4	147	14.8	327	32.9	99	10.0
10:00	752	358	47.6	107	14.2	229	30.5	58	7.7
11:00	675	300	44.4	109	16.1	197	29.2	69	10.2
12:00	751	350	46.6	114	15.2	198	26.4	89	11.9
13:00	704	322	45.7	108	15.3	210	29.8	64	9.1
14:00	805	385	47.8	110	13.7	237	29.4	73	9.1
15:00	908	471	51.9	121	13.3	240	26.4	76	8.4
16:00	976	482	49.4	160	16.4	255	26.1	79	8.1
17:00	913	502	55.0	122	13.4	236	25.8	53	5.8
18:00	756	420	55.6	125	16.5	168	22.2	43	5.7
19:00	487	272	55.9	86	17.7	95	19.5	34	7.0
20:00	275	165	60.0	34	12.4	50	18.2	26	9.5
21:00	211	129	61.1	32	15.2	24	11.4	26	12.3
22:00	185	116	62.7	16	8.6	29	15.7	24	13.0
23:00	81	46	56.8	8	9.9	7	8.6	20	24.7
12H,7-19	10918	5095	46.7	1612	14.8	3321	30.4	890	8.2
16H,6-22	12752	6015	47.2	1911	15.0	3779	29.6	1047	8.2
18H,6-24	13018	6177	47.4	1935	14.9	3815	29.3	1091	8.4
24H,0-24	13537	6374	47.1	1989	14.7	3949	29.2	1225	9.0

12835 OXFORDSHIRE Site No: 12835020 Location Site 20 - A420, Oxford (W of A34)
 Wed 08-Nov-23 to Tue 14-Nov-23 Channel: Eastbound

TIME PERIOD	TOTAL VEHICLES	<=5.2m	%	5.2-6.5	%	6.5-11.5	%	>11.5	%
Fri 17-Nov-23									
00:00	46	24	52.2	4	8.7	8	17.4	10	21.7
01:00	44	12	27.3	5	11.4	11	25.0	16	36.4
02:00	32	14	43.8	3	9.4	6	18.8	9	28.1
03:00	49	13	26.5	7	14.3	6	12.2	23	46.9
04:00	73	27	37.0	13	17.8	16	21.9	17	23.3
05:00	215	111	51.6	29	13.5	43	20.0	32	14.9
06:00	733	336	45.8	127	17.3	207	28.2	63	8.6
07:00	1033	438	42.4	177	17.1	347	33.6	71	6.9
08:00	749	325	43.4	127	17.0	240	32.0	57	7.6
09:00	862	425	49.3	129	15.0	221	25.6	87	10.1
10:00	828	395	47.7	127	15.3	235	28.4	71	8.6
11:00	818	431	52.7	130	15.9	197	24.1	60	7.3
12:00	836	455	54.4	125	15.0	189	22.6	67	8.0
13:00	848	457	53.9	138	16.3	197	23.2	56	6.6
14:00	845	445	52.7	145	17.2	200	23.7	55	6.5
15:00	934	482	51.6	133	14.2	273	29.2	46	4.9
16:00	982	518	52.7	156	15.9	267	27.2	41	4.2
17:00	862	456	52.9	148	17.2	207	24.0	51	5.9
18:00	628	358	57.0	108	17.2	140	22.3	22	3.5
19:00	436	248	56.9	62	14.2	100	22.9	26	6.0
20:00	249	135	54.2	35	14.1	56	22.5	23	9.2
21:00	215	144	67.0	24	11.2	27	12.6	20	9.3
22:00	179	111	62.0	24	13.4	19	10.6	25	14.0
23:00	123	84	68.3	13	10.6	14	11.4	12	9.8
12H,7-19	10225	5185	50.7	1643	16.1	2713	26.5	684	6.7
16H,6-22	11858	6048	51.0	1891	15.9	3103	26.2	816	6.9
18H,6-24	12160	6243	51.3	1928	15.9	3136	25.8	853	7.0
24H,0-24	12619	6444	51.1	1989	15.8	3226	25.6	960	7.6

12835 OXFORDSHIRE Site No: 12835020 Location Site 20 - A420, Oxford (W of A34)
 Wed 08-Nov-23 to Tue 14-Nov-23 Channel: Eastbound

TIME PERIOD	TOTAL VEHICLES	<=5.2m	%	5.2-6.5	%	6.5-11.5	%	>11.5	%
Sat 18-Nov-23									
00:00	90	52	57.8	11	12.2	9	10.0	18	20.0
01:00	55	25	45.5	3	5.5	11	20.0	16	29.1
02:00	35	13	37.1	5	14.3	2	5.7	15	42.9
03:00	27	11	40.7	2	7.4	3	11.1	11	40.7
04:00	63	28	44.4	9	14.3	11	17.5	15	23.8
05:00	105	58	55.2	11	10.5	18	17.1	18	17.1
06:00	197	119	60.4	36	18.3	26	13.2	16	8.1
07:00	390	238	61.0	61	15.6	72	18.5	19	4.9
08:00	635	457	72.0	80	12.6	75	11.8	23	3.6
09:00	932	640	68.7	139	14.9	129	13.8	24	2.6
10:00	907	564	62.2	149	16.4	160	17.6	34	3.7
11:00	967	612	63.3	136	14.1	175	18.1	44	4.6
12:00	744	441	59.3	114	15.3	152	20.4	37	5.0
13:00	837	528	63.1	119	14.2	155	18.5	35	4.2
14:00	809	483	59.7	135	16.7	159	19.7	32	4.0
15:00	694	444	64.0	109	15.7	115	16.6	26	3.7
16:00	765	475	62.1	121	15.8	143	18.7	26	3.4
17:00	667	411	61.6	97	14.5	143	21.4	16	2.4
18:00	581	350	60.2	96	16.5	116	20.0	19	3.3
19:00	382	221	57.9	68	17.8	79	20.7	14	3.7
20:00	236	144	61.0	37	15.7	41	17.4	14	5.9
21:00	197	139	70.6	26	13.2	24	12.2	8	4.1
22:00	183	132	72.1	17	9.3	23	12.6	11	6.0
23:00	136	86	63.2	24	17.6	9	6.6	17	12.5
12H,7-19	8928	5643	63.2	1356	15.2	1594	17.9	335	3.8
16H,6-22	9940	6266	63.0	1523	15.3	1764	17.7	387	3.9
18H,6-24	10259	6484	63.2	1564	15.2	1796	17.5	415	4.0
24H,0-24	10634	6671	62.7	1605	15.1	1850	17.4	508	4.8

12835 OXFORDSHIRE Site No: 12835020 Location Site 20 - A420, Oxford (W of A34)
 Wed 08-Nov-23 to Tue 14-Nov-23 Channel: Eastbound

TIME PERIOD	TOTAL VEHICLES	<=5.2m	%	5.2-6.5	%	6.5-11.5	%	>11.5	%
Sun 19-Nov-23									
00:00	115	73	63.5	18	15.7	11	9.6	13	11.3
01:00	60	33	55.0	7	11.7	7	11.7	13	21.7
02:00	32	17	53.1	3	9.4	3	9.4	9	28.1
03:00	34	17	50.0	8	23.5	3	8.8	6	17.6
04:00	31	16	51.6	6	19.4	4	12.9	5	16.1
05:00	52	26	50.0	9	17.3	7	13.5	10	19.2
06:00	134	89	66.4	14	10.4	28	20.9	3	2.2
07:00	249	143	57.4	57	22.9	42	16.9	7	2.8
08:00	390	221	56.7	82	21.0	77	19.7	10	2.6
09:00	699	411	58.8	110	15.7	155	22.2	23	3.3
10:00	886	495	55.9	149	16.8	203	22.9	39	4.4
11:00	934	567	60.7	127	13.6	209	22.4	31	3.3
12:00	920	578	62.8	123	13.4	190	20.7	29	3.2
13:00	884	540	61.1	125	14.1	192	21.7	27	3.1
14:00	826	520	63.0	130	15.7	156	18.9	20	2.4
15:00	895	554	61.9	147	16.4	170	19.0	24	2.7
16:00	840	541	64.4	121	14.4	145	17.3	33	3.9
17:00	855	541	63.3	109	12.7	170	19.9	35	4.1
18:00	669	429	64.1	92	13.8	126	18.8	22	3.3
19:00	487	315	64.7	65	13.3	93	19.1	14	2.9
20:00	328	221	67.4	43	13.1	47	14.3	17	5.2
21:00	204	134	65.7	26	12.7	33	16.2	11	5.4
22:00	107	60	56.1	13	12.1	21	19.6	13	12.1
23:00	79	40	50.6	11	13.9	12	15.2	16	20.3
12H,7-19	9047	5540	61.2	1372	15.2	1835	20.3	300	3.3
16H,6-22	10200	6299	61.8	1520	14.9	2036	20.0	345	3.4
18H,6-24	10386	6399	61.6	1544	14.9	2069	19.9	374	3.6
24H,0-24	10710	6581	61.4	1595	14.9	2104	19.6	430	4.0

12835 OXFORDSHIRE Site No: 12835020 Location Site 20 - A420, Oxford (W of A34)
 Wed 08-Nov-23 to Tue 14-Nov-23 Channel: Eastbound

TIME PERIOD	TOTAL VEHICLES	<=5.2m	%	5.2-6.5	%	6.5-11.5	%	>11.5	%
Mon 20-Nov-23									
00:00	53	24	45.3	10	18.9	9	17.0	10	18.9
01:00	47	25	53.2	5	10.6	7	14.9	10	21.3
02:00	31	10	32.3	2	6.5	5	16.1	14	45.2
03:00	45	20	44.4	3	6.7	11	24.4	11	24.4
04:00	81	31	38.3	18	22.2	12	14.8	20	24.7
05:00	268	134	50.0	37	13.8	61	22.8	36	13.4
06:00	859	390	45.4	145	16.9	245	28.5	79	9.2
07:00	1451	623	42.9	232	16.0	514	35.4	82	5.7
08:00	1374	626	45.6	208	15.1	446	32.5	94	6.8
09:00	973	450	46.2	169	17.4	269	27.6	85	8.7
10:00	851	452	53.1	126	14.8	196	23.0	77	9.0
11:00	766	401	52.3	117	15.3	177	23.1	71	9.3
12:00	770	367	47.7	120	15.6	199	25.8	84	10.9
13:00	692	332	48.0	99	14.3	196	28.3	65	9.4
14:00	702	334	47.6	119	17.0	176	25.1	73	10.4
15:00	837	396	47.3	129	15.4	242	28.9	70	8.4
16:00	878	427	48.6	144	16.4	244	27.8	63	7.2
17:00	808	403	49.9	122	15.1	228	28.2	55	6.8
18:00	646	351	54.3	99	15.3	157	24.3	39	6.0
19:00	413	243	58.8	51	12.3	75	18.2	44	10.7
20:00	237	118	49.8	41	17.3	50	21.1	28	11.8
21:00	175	94	53.7	31	17.7	31	17.7	19	10.9
22:00	157	83	52.9	20	12.7	27	17.2	27	17.2
23:00	84	26	31.0	12	14.3	22	26.2	24	28.6
12H,7-19	10748	5162	48.0	1684	15.7	3044	28.3	858	8.0
16H,6-22	12432	6007	48.3	1952	15.7	3445	27.7	1028	8.3
18H,6-24	12673	6116	48.3	1984	15.7	3494	27.6	1079	8.5
24H,0-24	13198	6360	48.2	2059	15.6	3599	27.3	1180	8.9

12835 OXFORDSHIRE Site No: 12835020 Location Site 20 - A420, Oxford (W of A34)
 Wed 08-Nov-23 to Tue 14-Nov-23 Channel: Eastbound

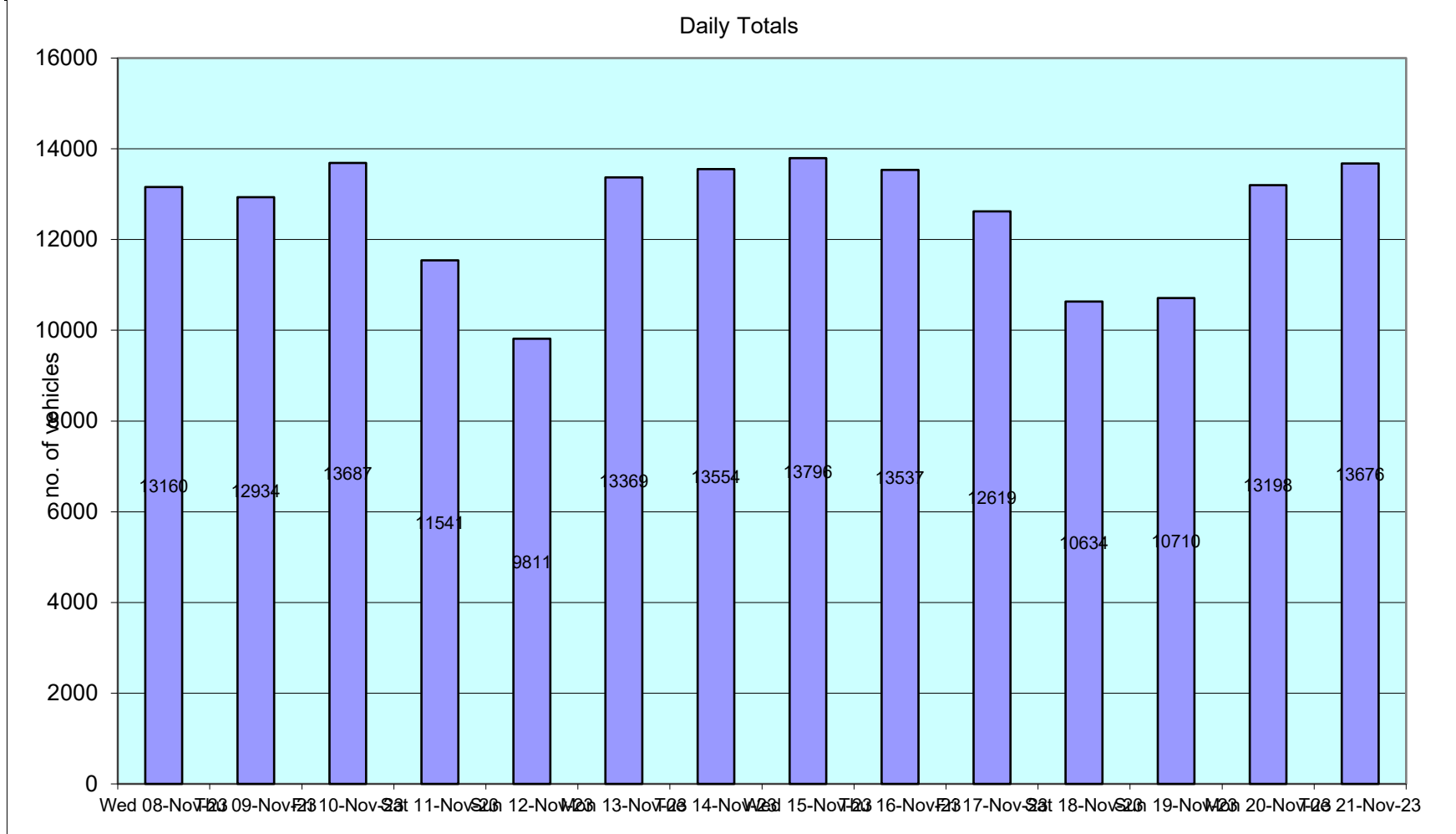
TIME PERIOD	TOTAL VEHICLES	<=5.2m	%	5.2-6.5	%	6.5-11.5	%	>11.5	%
Tue 21-Nov-23									
00:00	47	17	36.2	4	8.5	6	12.8	20	42.6
01:00	36	12	33.3	3	8.3	5	13.9	16	44.4
02:00	26	9	34.6	1	3.8	7	26.9	9	34.6
03:00	38	12	31.6	3	7.9	6	15.8	17	44.7
04:00	75	20	26.7	15	20.0	14	18.7	26	34.7
05:00	256	130	50.8	44	17.2	56	21.9	26	10.2
06:00	936	423	45.2	141	15.1	291	31.1	81	8.7
07:00	1553	667	42.9	235	15.1	541	34.8	110	7.1
08:00	1341	597	44.5	199	14.8	459	34.2	86	6.4
09:00	1020	481	47.2	144	14.1	302	29.6	93	9.1
10:00	806	386	47.9	140	17.4	208	25.8	72	8.9
11:00	719	315	43.8	102	14.2	216	30.0	86	12.0
12:00	761	337	44.3	127	16.7	201	26.4	96	12.6
13:00	726	350	48.2	101	13.9	197	27.1	78	10.7
14:00	801	391	48.8	120	15.0	214	26.7	76	9.5
15:00	906	411	45.4	151	16.7	269	29.7	75	8.3
16:00	949	476	50.2	145	15.3	261	27.5	67	7.1
17:00	808	407	50.4	126	15.6	225	27.8	50	6.2
18:00	737	381	51.7	116	15.7	185	25.1	55	7.5
19:00	439	219	49.9	70	15.9	102	23.2	48	10.9
20:00	258	138	53.5	36	14.0	57	22.1	27	10.5
21:00	202	119	58.9	27	13.4	32	15.8	24	11.9
22:00	140	66	47.1	18	12.9	32	22.9	24	17.1
23:00	96	33	34.4	16	16.7	19	19.8	28	29.2
12H,7-19	11127	5199	46.7	1706	15.3	3278	29.5	944	8.5
16H,6-22	12962	6098	47.0	1980	15.3	3760	29.0	1124	8.7
18H,6-24	13198	6197	47.0	2014	15.3	3811	28.9	1176	8.9
24H,0-24	13676	6397	46.8	2084	15.2	3905	28.6	1290	9.4

12835 OXFORDSHIRE Site No: 12835020 Location Site 20 - A420, Oxford (W of A34)
 Wed 08-Nov-23 to Tue 14-Nov-23 Channel: Eastbound

TIME PERIOD	TOTAL VEHICLES	<=5.2m	%	5.2-6.5	%	6.5-11.5	%	>11.5	%
Daily Totals									
Wed 08-Nov-23	13160	6696	50.9	2794	21.2	2703	20.5	967	7.3
Thu 09-Nov-23	12934	6430	49.7	2613	20.2	2956	22.9	935	7.2
Fri 10-Nov-23	13687	7270	53.1	2772	20.3	2734	20.0	911	6.7
Sat 11-Nov-23	11541	7255	62.9	2120	18.4	1781	15.4	385	3.3
Sun 12-Nov-23	9811	6617	67.4	1779	18.1	1132	11.5	283	2.9
Mon 13-Nov-23	13369	7109	53.2	2766	20.7	2540	19.0	954	7.1
Tue 14-Nov-23	13554	6861	50.6	2719	20.1	2968	21.9	1006	7.4
Wed 15-Nov-23	13796	6692	48.5	2732	19.8	3325	24.1	1047	7.6
Thu 16-Nov-23	13537	6374	47.1	1989	14.7	3949	29.2	1225	9.0
Fri 17-Nov-23	12619	6444	51.1	1989	15.8	3226	25.6	960	7.6
Sat 18-Nov-23	10634	6671	62.7	1605	15.1	1850	17.4	508	4.8
Sun 19-Nov-23	10710	6581	61.4	1595	14.9	2104	19.6	430	4.0
Mon 20-Nov-23	13198	6360	48.2	2059	15.6	3599	27.3	1180	8.9
Tue 21-Nov-23	13676	6397	46.8	2084	15.2	3905	28.6	1290	9.4

12835 OXFORDSHIRE Site No: 12835020 Location Site 20 - A420, Oxford (W of A34)
 Wed 08-Nov-23 to Tue 14-Nov-23 Channel: Eastbound

TIME PERIOD	TOTAL VEHICLES	<=5.2m	%	5.2-6.5	%	6.5-11.5	%	>11.5	%
Total Vehicles									
[--]	176226	93757	53.8	31616	17.9	38772	21.6	12081	6.7



12835 OXFORDSHIRE Site No: 12835020 Location Site 20 - A420, Oxford (W of A34)
 Wed 08-Nov-23 to Tue 14-Nov-23 Channel: Eastbound

Time Period	Total Vehicles	85%ile Speed	Mean Speed	Stand Dev.	<41Mph	41-<46	46-<51	51-<56	56-<61	61-<66	66-<71	71-<76	76-<81	81-<86	86-<91	91-<96	=>96
Wed 08-Nov-23																	
00:00	59	53.7	43.4	9.9	20	19	8	5	5	1	1	0	0	0	0	0	0
01:00	40	55.6	46.1	7.2	4	20	9	1	6	0	0	0	0	0	0	0	0
02:00	38	50.8	44.4	6.9	6	19	7	5	1	0	0	0	0	0	0	0	0
03:00	40	51.5	42.5	8.8	14	13	6	5	2	0	0	0	0	0	0	0	0
04:00	76	57.7	48.1	9.6	11	22	17	11	9	3	2	1	0	0	0	0	0
05:00	261	59.4	49.4	9.5	35	50	67	47	33	23	4	1	1	0	0	0	0
06:00	845	57.3	48.7	8.9	104	212	201	175	97	37	12	4	2	1	0	0	0
07:00	1355	51.2	40.6	9.8	709	238	199	125	61	16	7	0	0	0	0	0	0
08:00	1358	57.4	48.2	9.2	210	320	300	276	176	53	19	1	2	1	0	0	0
09:00	972	57.7	48.7	8.9	115	256	227	184	128	43	10	7	2	0	0	0	0
10:00	764	57.8	49.4	8.3	64	193	203	156	90	41	14	2	1	0	0	0	0
11:00	679	57.9	49.5	8.2	59	157	183	144	87	38	9	2	0	0	0	0	0
12:00	668	58.8	50.1	8.5	47	164	174	134	85	46	13	3	1	1	0	0	0
13:00	692	58.6	49.4	8.9	73	155	196	114	96	39	13	5	1	0	0	0	0
14:00	725	58.3	50.3	8.2	41	171	200	162	92	36	17	1	2	2	1	0	0
15:00	839	58.8	50.2	8.6	66	174	239	161	129	42	21	3	3	1	0	0	0
16:00	973	57	47.8	9.2	150	256	235	164	104	45	15	3	0	1	0	0	0
17:00	870	55.6	45.9	9.7	213	215	184	139	76	30	10	3	0	0	0	0	0
18:00	705	56.6	47	9.5	134	190	159	108	66	33	14	0	1	0	0	0	0
19:00	540	57.7	47.5	9.8	102	133	122	80	63	27	10	3	0	0	0	0	0
20:00	252	58	48.9	9.5	33	62	56	50	32	12	3	2	1	1	0	0	0
21:00	192	57.9	48	9.1	27	56	42	28	26	9	4	0	0	0	0	0	0
22:00	132	60.1	50.5	9.6	11	37	23	25	19	9	7	0	0	1	0	0	0
23:00	85	57	48.4	8.9	10	20	30	10	9	3	2	1	0	0	0	0	0
12H,7-19	10600	57.1	47.6	9.4	1881	2489	2499	1867	1190	462	162	30	13	6	1	0	0
16H,6-22	12429	57.2	47.7	9.4	2147	2952	2920	2200	1408	547	191	39	16	8	1	0	0
18H,6-24	12646	57.3	47.8	9.4	2168	3009	2973	2235	1436	559	200	40	16	9	1	0	0
24H,0-24	13160	57.3	47.7	9.4	2258	3152	3087	2309	1492	586	207	42	17	9	1	0	0

12835 OXFORDSHIRE Site No: 12835020 Location Site 20 - A420, Oxford (W of A34)
 Wed 08-Nov-23 to Tue 14-Nov-23 Channel: Eastbound

Time Period	Total Vehicles	85%ile Speed	Mean Speed	Stand Dev.	<41Mph	41-<46	46-<51	51-<56	56-<61	61-<66	66-<71	71-<76	76-<81	81-<86	86-<91	91-<96	=>96
Thu 09-Nov-23																	
00:00	40	54.8	46.5	10.3	8	14	8	4	2	2	1	1	0	0	0	0	0
01:00	34	49.4	43.3	11.5	12	11	8	0	1	0	1	0	0	1	0	0	0
02:00	37	50.3	45.1	7.4	6	13	14	2	1	1	0	0	0	0	0	0	0
03:00	33	56.9	48.4	10	5	7	11	4	3	1	1	1	0	0	0	0	0
04:00	75	58.8	49.1	9.2	9	20	14	14	11	6	1	0	0	0	0	0	0
05:00	261	61.5	52.2	9.3	16	50	53	56	44	25	11	5	0	1	0	0	0
06:00	801	59.9	51.2	8.5	48	172	180	171	142	59	25	2	2	0	0	0	0
07:00	1563	58.7	50.5	8	97	306	442	372	208	101	27	8	2	0	0	0	0
08:00	1303	60.1	52	8.2	61	217	329	302	240	101	40	9	4	0	0	0	0
09:00	933	60.2	51.5	8.4	53	166	244	206	148	79	32	5	0	0	0	0	0
10:00	775	59.2	50.6	8.6	62	149	194	180	113	47	27	3	0	0	0	0	0
11:00	685	59	49.5	9.1	83	146	154	138	100	51	11	2	0	0	0	0	0
12:00	707	59.4	50.8	8.6	47	144	190	153	99	48	19	4	2	1	0	0	0
13:00	777	58.9	50.4	8.5	44	192	205	162	97	53	17	3	2	0	0	1	0
14:00	793	59.1	50.2	8.6	61	178	210	161	104	54	17	7	0	1	0	0	0
15:00	843	58.8	49.8	8.9	81	192	207	170	116	49	22	3	3	0	0	0	0
16:00	890	56.6	47.6	9.3	153	221	203	167	93	36	11	4	2	0	0	0	0
17:00	754	52.9	42.8	9.6	291	178	140	82	47	13	3	0	0	0	0	0	0
18:00	652	56.1	47.5	9.1	104	174	158	116	59	28	10	3	0	0	0	0	0
19:00	335	47.9	38.6	9.1	209	63	33	14	10	5	1	0	0	0	0	0	0
20:00	198	56.4	47	9.2	37	50	46	33	24	5	3	0	0	0	0	0	0
21:00	189	55.7	46	9.3	41	54	40	27	20	5	2	0	0	0	0	0	0
22:00	164	55.3	45.9	9.5	37	41	49	14	14	6	2	1	0	0	0	0	0
23:00	92	53.4	44.8	9.1	23	29	21	10	5	3	1	0	0	0	0	0	0
12H,7-19	10675	58.8	49.7	8.9	1137	2263	2676	2209	1424	660	236	51	15	2	0	1	0
16H,6-22	12198	58.7	49.4	9.1	1472	2602	2975	2454	1620	734	267	53	17	2	0	1	0
18H,6-24	12454	58.6	49.3	9.1	1532	2672	3045	2478	1639	743	270	54	17	2	0	1	0
24H,0-24	12934	58.7	49.3	9.2	1588	2787	3153	2558	1701	778	285	61	17	4	0	1	0

12835 OXFORDSHIRE Site No: 12835020 Location Site 20 - A420, Oxford (W of A34)
 Wed 08-Nov-23 to Tue 14-Nov-23 Channel: Eastbound

Time Period	Total Vehicles	85%ile Speed	Mean Speed	Stand Dev.	<41Mph	41-<46	46-<51	51-<56	56-<61	61-<66	66-<71	71-<76	76-<81	81-<86	86-<91	91-<96	=>96
-------------	----------------	--------------	------------	------------	--------	--------	--------	--------	--------	--------	--------	--------	--------	--------	--------	--------	------

Fri 10-Nov-23																	
00:00	52	53.6	45	8.5	11	20	9	7	4	1	0	0	0	0	0	0	0
01:00	41	49.8	44.2	10	11	15	11	0	1	1	1	1	0	0	0	0	0
02:00	36	50.4	43.3	8.2	10	13	8	3	2	0	0	0	0	0	0	0	0
03:00	33	53.6	46.4	8	5	10	10	5	2	1	0	0	0	0	0	0	0
04:00	65	58.3	49	9.4	8	18	13	12	8	3	3	0	0	0	0	0	0
05:00	234	59.3	50.2	9.2	24	50	53	42	45	12	5	3	0	0	0	0	0
06:00	709	59.8	50.6	9	59	142	180	146	100	56	15	8	3	0	0	0	0
07:00	1207	53.5	44.5	8.8	314	362	264	168	79	15	4	1	0	0	0	0	0
08:00	1192	55.4	47	8.4	184	337	306	213	115	31	4	2	0	0	0	0	0
09:00	1163	45.7	36.7	8.7	889	105	79	49	27	10	4	0	0	0	0	0	0
10:00	936	58.3	49.3	9.1	100	233	232	178	112	43	30	6	2	0	0	0	0
11:00	772	59	50.3	8.8	61	168	201	154	118	38	25	5	1	0	1	0	0
12:00	844	58.9	49.9	8.7	71	207	208	162	117	54	19	4	1	1	0	0	0
13:00	838	58.7	50.3	8.3	60	187	207	192	123	51	12	5	1	0	0	0	0
14:00	1035	59.3	50.1	8.9	93	243	237	210	147	75	21	6	3	0	0	0	0
15:00	890	59.2	50.4	8.8	71	184	241	173	134	56	20	6	5	0	0	0	0
16:00	832	59.7	51.1	9.3	67	153	194	194	135	51	24	4	6	2	0	0	0
17:00	751	55.8	46.7	9.4	147	208	174	114	65	26	15	1	0	1	0	0	0
18:00	737	58.1	47.7	10.4	151	154	164	125	75	46	14	5	1	0	1	1	0
19:00	540	58	48.5	9.4	78	134	123	95	70	26	10	3	0	1	0	0	0
20:00	292	57.1	47	9.2	50	88	74	28	36	12	2	1	1	0	0	0	0
21:00	195	57.2	47.6	9.2	31	53	47	29	22	10	2	1	0	0	0	0	0
22:00	166	56.9	47.1	9.4	30	48	34	25	20	5	4	0	0	0	0	0	0
23:00	127	56.2	46.7	9	22	42	25	18	13	6	1	0	0	0	0	0	0
12H,7-19	11197	57.3	47.4	9.8	2208	2541	2507	1932	1247	496	192	45	20	4	2	1	0
16H,6-22	12933	57.5	47.7	9.7	2426	2958	2931	2230	1475	600	221	58	24	5	2	1	0
18H,6-24	13226	57.5	47.6	9.7	2478	3048	2990	2273	1508	611	226	58	24	5	2	1	0
24H,0-24	13687	57.5	47.6	9.7	2547	3174	3094	2342	1570	629	235	62	24	5	2	1	0

12835 OXFORDSHIRE Site No: 12835020 Location Site 20 - A420, Oxford (W of A34)
 Wed 08-Nov-23 to Tue 14-Nov-23 Channel: Eastbound

Time Period	Total Vehicles	85%ile Speed	Mean Speed	Stand Dev.	<41Mph	41-<46	46-<51	51-<56	56-<61	61-<66	66-<71	71-<76	76-<81	81-<86	86-<91	91-<96	=>96
Sat 11-Nov-23																	
00:00	80	55	46.5	8.7	13	28	17	12	5	5	0	0	0	0	0	0	0
01:00	42	50.7	44.8	8.5	9	15	12	2	2	0	0	0	0	0	0	0	0
02:00	40	52.9	43.5	9.4	13	12	7	4	3	1	0	0	0	0	0	0	0
03:00	33	49.9	43.9	8.3	8	13	7	2	3	0	0	0	0	0	0	0	0
04:00	56	56.9	46.3	9.7	13	12	17	4	6	4	0	0	0	0	0	0	0
05:00	91	59.1	49.5	9	10	24	16	17	16	7	1	0	0	0	0	0	0
06:00	213	60.9	51.8	9.6	17	33	57	38	36	18	8	4	2	0	0	0	0
07:00	407	63.4	54.1	9.5	16	55	93	71	91	41	25	9	3	2	0	1	0
08:00	643	61.6	53.3	8.6	16	97	163	152	111	57	33	7	5	1	0	0	0
09:00	899	60	51.8	8.3	47	146	232	209	162	72	19	10	1	1	0	0	0
10:00	888	58.7	50	8.7	83	192	196	215	126	53	18	4	0	1	0	0	0
11:00	924	59.1	50.8	8.3	58	174	256	208	142	57	21	6	2	0	0	0	0
12:00	914	59.3	50.9	8.4	59	172	249	205	140	60	20	6	2	1	0	0	0
13:00	899	58.9	50.1	9.2	92	177	217	205	125	49	17	12	5	0	0	0	0
14:00	907	58.4	49.3	9.5	119	183	219	194	116	50	12	8	4	2	0	0	0
15:00	742	59.5	50.9	8.4	48	145	200	166	103	54	20	4	2	0	0	0	0
16:00	747	58.6	50	8.5	58	175	197	155	95	42	20	3	2	0	0	0	0
17:00	673	57	46.9	9.8	141	174	126	115	76	27	12	1	1	0	0	0	0
18:00	675	56.1	47.3	9.3	116	178	166	112	54	34	13	2	0	0	0	0	0
19:00	395	57.4	48	9.2	56	109	93	65	44	19	7	1	1	0	0	0	0
20:00	295	58.3	47.9	10.3	57	76	45	54	39	13	8	2	1	0	0	0	0
21:00	398	58.2	48.9	9.3	48	106	93	71	46	18	12	3	1	0	0	0	0
22:00	360	55.9	47.5	9	55	103	84	64	29	16	9	0	0	0	0	0	0
23:00	220	55.1	45.9	9.3	49	61	51	31	17	9	1	1	0	0	0	0	0
12H,7-19	9318	59.3	50.3	9	853	1868	2314	2007	1341	596	230	72	27	8	0	1	0
16H,6-22	10619	59.2	50.2	9.1	1031	2192	2602	2235	1506	664	265	82	32	8	0	1	0
18H,6-24	11199	59.1	50	9.1	1135	2356	2737	2330	1552	689	275	83	32	8	0	1	0
24H,0-24	11541	59	49.9	9.1	1201	2460	2813	2371	1587	708	276	83	32	8	0	1	0

12835 OXFORDSHIRE Site No: 12835020 Location Site 20 - A420, Oxford (W of A34)
 Wed 08-Nov-23 to Tue 14-Nov-23 Channel: Eastbound

Time Period	Total Vehicles	85%ile Speed	Mean Speed	Stand Dev.	<41Mph	41-<46	46-<51	51-<56	56-<61	61-<66	66-<71	71-<76	76-<81	81-<86	86-<91	91-<96	=>96
-------------	----------------	--------------	------------	------------	--------	--------	--------	--------	--------	--------	--------	--------	--------	--------	--------	--------	------

Sun 12-Nov-23																	
00:00	78	55.9	45.5	10.5	22	19	16	9	7	3	1	1	0	0	0	0	0
01:00	36	52.4	45.2	8.3	8	9	12	4	3	0	0	0	0	0	0	0	0
02:00	31	54.1	45.6	10	8	7	9	3	2	1	1	0	0	0	0	0	0
03:00	20	53.5	47.9	10.1	4	2	8	3	1	1	1	0	0	0	0	0	0
04:00	31	58.3	49.9	8.5	3	5	10	6	4	3	0	0	0	0	0	0	0
05:00	50	56	47.5	9.8	10	8	16	8	5	2	0	1	0	0	0	0	0
06:00	124	59.6	50.3	9.6	9	32	35	21	11	6	7	1	2	0	0	0	0
07:00	233	61.9	53.9	8.4	6	24	59	64	42	15	14	8	1	0	0	0	0
08:00	342	60.3	52.5	8.1	12	55	90	69	74	27	12	1	2	0	0	0	0
09:00	633	59.3	50.8	8.5	43	123	170	136	98	44	11	7	1	0	0	0	0
10:00	795	58.9	50.7	8	41	171	221	169	125	46	17	2	2	0	1	0	0
11:00	865	58.1	50	8.1	61	200	227	198	115	46	14	3	1	0	0	0	0
12:00	921	56.8	49.2	7.9	74	218	273	200	111	28	13	4	0	0	0	0	0
13:00	810	58.5	50.4	8.3	60	162	209	197	119	41	17	4	0	0	1	0	0
14:00	763	57.4	49.8	8.1	58	165	208	191	91	33	12	4	0	1	0	0	0
15:00	714	58.7	49.9	8.6	59	165	186	151	85	50	15	1	1	1	0	0	0
16:00	825	54	44.4	9.6	245	223	166	112	51	17	8	1	2	0	0	0	0
17:00	783	53.2	43	9.8	296	193	134	94	41	19	5	1	0	0	0	0	0
18:00	556	54.5	45	9.7	152	154	105	87	37	12	7	1	0	0	0	1	0
19:00	478	55.2	46.4	9.1	96	134	105	85	34	18	6	0	0	0	0	0	0
20:00	325	56.8	46.8	9.7	67	88	70	46	31	16	6	1	0	0	0	0	0
21:00	217	58	48.4	9.3	32	54	48	38	30	9	6	0	0	0	0	0	0
22:00	119	56.3	47.6	9	18	30	36	16	11	5	3	0	0	0	0	0	0
23:00	62	55	46.7	8.7	10	20	15	9	5	2	1	0	0	0	0	0	0
12H,7-19	8240	57.7	48.7	9	1107	1853	2048	1668	989	378	145	37	10	2	2	1	0
16H,6-22	9384	57.6	48.5	9.1	1311	2161	2306	1858	1095	427	170	39	12	2	2	1	0
18H,6-24	9565	57.5	48.5	9.1	1339	2211	2357	1883	1111	434	174	39	12	2	2	1	0
24H,0-24	9811	57.5	48.4	9.1	1394	2261	2428	1916	1133	444	177	41	12	2	2	1	0

12835 OXFORDSHIRE Site No: 12835020 Location Site 20 - A420, Oxford (W of A34)
 Wed 08-Nov-23 to Tue 14-Nov-23 Channel: Eastbound

Time Period	Total Vehicles	85%ile Speed	Mean Speed	Stand Dev.	<41Mph	41-<46	46-<51	51-<56	56-<61	61-<66	66-<71	71-<76	76-<81	81-<86	86-<91	91-<96	=>96
Mon 13-Nov-23																	
00:00	41	53.7	46.8	7.5	6	9	14	10	2	0	0	0	0	0	0	0	0
01:00	29	52.8	44.5	8.3	7	9	6	6	1	0	0	0	0	0	0	0	0
02:00	27	48.8	42.2	7.3	8	10	8	1	0	0	0	0	0	0	0	0	0
03:00	29	51.4	44.2	8.5	7	11	6	2	3	0	0	0	0	0	0	0	0
04:00	75	53.7	45.4	8.4	16	23	15	17	3	1	0	0	0	0	0	0	0
05:00	277	58.8	49.9	8.7	27	58	67	60	41	20	2	2	0	0	0	0	0
06:00	844	55.8	47.5	8.5	117	241	214	152	84	27	7	1	1	0	0	0	0
07:00	1529	56.1	47.6	8.8	235	384	394	282	169	46	14	2	2	1	0	0	0
08:00	1183	60.3	52	8.2	56	201	288	281	209	107	32	4	4	1	0	0	0
09:00	943	59.8	51.5	8.4	53	173	238	213	165	63	29	6	3	0	0	0	0
10:00	875	58.9	50.2	8.8	74	195	206	190	136	41	25	6	2	0	0	0	0
11:00	808	59.2	50.4	8.9	72	156	215	165	123	44	27	4	1	1	0	0	0
12:00	863	56.9	47	9.8	185	182	205	142	101	34	12	0	1	0	0	0	0
13:00	817	59.2	50.4	8.2	45	195	232	151	112	57	21	3	1	0	0	0	0
14:00	749	59.3	50.5	8.7	50	189	172	146	120	47	14	6	4	1	0	0	0
15:00	832	60.4	51.4	9.1	66	149	183	191	134	70	31	5	3	0	0	0	0
16:00	902	58.3	50.1	8.6	72	196	243	202	117	38	20	11	2	1	0	0	0
17:00	730	57.2	48.4	9.2	102	176	178	145	78	34	10	4	1	2	0	0	0
18:00	700	57.5	47.8	9.4	120	176	146	123	96	26	9	4	0	0	0	0	0
19:00	464	56.3	46.3	10.3	117	106	99	70	36	25	7	4	0	0	0	0	0
20:00	243	55.8	46.4	9.7	57	53	56	42	24	6	4	1	0	0	0	0	0
21:00	176	52	42.6	9.3	66	47	32	21	5	5	0	0	0	0	0	0	0
22:00	143	56	45.9	10.1	32	48	31	10	12	5	3	0	2	0	0	0	0
23:00	90	50.5	43.5	8.6	25	32	21	6	4	1	1	0	0	0	0	0	0
12H,7-19	10931	58.7	49.7	8.9	1130	2372	2700	2231	1560	607	244	55	24	7	0	0	0
16H,6-22	12658	58.4	49.3	9	1487	2819	3101	2516	1709	670	262	61	25	7	0	0	0
18H,6-24	12891	58.4	49.2	9.1	1544	2899	3153	2532	1725	676	266	61	27	7	0	0	0
24H,0-24	13369	58.3	49.2	9.1	1615	3019	3269	2628	1775	697	268	63	27	7	0	0	0

12835 OXFORDSHIRE Site No: 12835020 Location Site 20 - A420, Oxford (W of A34)
 Wed 08-Nov-23 to Tue 14-Nov-23 Channel: Eastbound

Time Period	Total Vehicles	85%ile Speed	Mean Speed	Stand Dev.	<41Mph	41-<46	46-<51	51-<56	56-<61	61-<66	66-<71	71-<76	76-<81	81-<86	86-<91	91-<96	=>96
Tue 14-Nov-23																	
00:00	56	51.9	43.1	10.3	21	15	10	6	0	2	2	0	0	0	0	0	0
01:00	34	45.8	40.9	8.1	13	16	2	1	2	0	0	0	0	0	0	0	0
02:00	41	50.2	43.4	9.8	13	13	10	2	1	1	0	1	0	0	0	0	0
03:00	38	50.2	44.8	7.5	7	13	14	1	3	0	0	0	0	0	0	0	0
04:00	79	56.5	47.5	8.7	11	25	19	11	7	6	0	0	0	0	0	0	0
05:00	253	61.3	51.8	9.3	19	45	59	45	45	25	12	3	0	0	0	0	0
06:00	878	58.5	49	9.4	114	204	210	160	117	47	19	2	2	2	1	0	0
07:00	1524	58	49.7	8.2	130	330	409	345	201	80	24	4	1	0	0	0	0
08:00	1377	58.7	49.8	8.7	138	272	367	278	212	82	20	6	2	0	0	0	0
09:00	1012	58.4	49.9	8.4	75	247	261	219	121	61	20	7	0	1	0	0	0
10:00	839	57.7	49	8.7	94	198	205	181	104	41	10	5	1	0	0	0	0
11:00	721	57.5	49	8.2	69	182	185	147	99	30	7	2	0	0	0	0	0
12:00	762	55.7	46.2	9.8	178	180	178	119	65	30	8	2	1	1	0	0	0
13:00	762	57.6	49.1	8.7	75	204	191	153	78	36	19	5	0	1	0	0	0
14:00	736	59.2	50.4	8.8	54	165	188	158	94	43	26	7	0	1	0	0	0
15:00	799	58.3	50.3	8.2	59	159	214	197	106	42	18	4	0	0	0	0	0
16:00	977	57.7	48.6	9.3	136	223	234	202	105	51	20	5	0	0	1	0	0
17:00	830	55.6	46.5	9.2	164	229	189	134	77	29	5	0	3	0	0	0	0
18:00	694	55.8	46.6	9.3	138	194	154	108	66	23	7	4	0	0	0	0	0
19:00	439	59.2	49.1	9.9	60	112	97	63	63	26	10	6	1	1	0	0	0
20:00	278	54.6	44.7	9.5	79	73	60	33	23	8	2	0	0	0	0	0	0
21:00	197	54.5	46	9.2	39	62	50	23	15	3	3	1	1	0	0	0	0
22:00	160	57.6	46.9	10	34	45	27	22	24	4	3	0	1	0	0	0	0
23:00	68	53.6	45.5	8.3	13	24	14	12	3	2	0	0	0	0	0	0	0
12H,7-19	11033	57.8	48.9	8.8	1310	2583	2775	2241	1328	548	184	51	8	4	1	0	0
16H,6-22	12825	57.8	48.8	8.9	1602	3034	3192	2520	1546	632	218	60	12	7	2	0	0
18H,6-24	13053	57.8	48.8	9	1649	3103	3233	2554	1573	638	221	60	13	7	2	0	0
24H,0-24	13554	57.8	48.7	9	1733	3230	3347	2620	1631	672	235	64	13	7	2	0	0

12835 OXFORDSHIRE Site No: 12835020 Location Site 20 - A420, Oxford (W of A34)
 Wed 08-Nov-23 to Tue 14-Nov-23 Channel: Eastbound

Time Period	Total Vehicles	85%ile Speed	Mean Speed	Stand Dev.	<41Mph	41-<46	46-<51	51-<56	56-<61	61-<66	66-<71	71-<76	76-<81	81-<86	86-<91	91-<96	=>96
-------------	----------------	--------------	------------	------------	--------	--------	--------	--------	--------	--------	--------	--------	--------	--------	--------	--------	------

Wed 15-Nov-23

00:00	57	57.1	45.1	10.1	16	16	12	2	9	1	1	0	0	0	0	0	0
01:00	35	50.6	43	8.4	11	10	9	4	1	0	0	0	0	0	0	0	0
02:00	29	50	43.3	9.1	9	8	9	2	0	0	1	0	0	0	0	0	0
03:00	40	55.5	44.7	9.8	11	13	7	3	5	0	1	0	0	0	0	0	0
04:00	77	55.6	46.6	9.2	14	27	11	14	7	3	1	0	0	0	0	0	0
05:00	251	60.6	51.3	9.8	20	53	58	42	43	22	8	2	2	0	0	1	0
06:00	838	59.1	50.2	8.9	81	160	218	169	136	49	16	7	2	0	0	0	0
07:00	1570	57.5	48.7	8.5	181	390	392	313	199	74	19	2	0	0	0	0	0
08:00	1465	59.1	50	8.9	151	304	353	290	233	96	32	5	1	0	0	0	0
09:00	1080	58.9	50	8.7	88	254	275	211	154	60	29	5	3	1	0	0	0
10:00	816	59.4	50.7	8.3	42	196	220	166	103	58	23	7	1	0	0	0	0
11:00	733	58.6	49.5	8.7	70	177	188	132	105	44	12	3	2	0	0	0	0
12:00	763	58.8	50.3	8.3	49	182	196	159	112	39	20	5	1	0	0	0	0
13:00	745	59.8	51.1	8.5	44	153	197	148	119	54	21	8	1	0	0	0	0
14:00	594	58.8	49.8	8.9	55	128	170	101	90	34	10	3	2	0	1	0	0
15:00	935	68.4	58.8	9	7	45	111	223	189	162	119	51	18	6	3	1	0
16:00	1012	65.6	56.5	9.3	21	82	173	249	180	167	86	31	16	4	1	1	0
17:00	833	64	53.3	10.4	70	122	134	189	131	101	54	19	10	3	0	0	0
18:00	720	66	56.6	9.1	8	61	122	193	127	101	56	34	15	2	0	1	0
19:00	476	67	57	9.4	9	29	83	126	80	69	42	23	13	2	0	0	0
20:00	296	63.5	54.3	9.3	11	41	54	73	51	42	8	11	5	0	0	0	0
21:00	190	62.2	52.8	10.2	14	34	31	41	36	21	6	4	0	2	1	0	0
22:00	158	61.6	53.4	9.4	7	16	37	57	15	14	6	2	2	0	1	1	0
23:00	83	64.4	53.8	10.1	4	12	17	24	9	6	5	4	2	0	0	0	0
12H,7-19	11266	61.2	51.9	9.4	786	2094	2531	2374	1742	990	481	173	70	16	5	3	0
16H,6-22	13066	61.4	52	9.5	901	2358	2917	2783	2045	1171	553	218	90	20	6	3	0
18H,6-24	13307	61.5	52.1	9.5	912	2386	2971	2864	2069	1191	564	224	94	20	7	4	0
24H,0-24	13796	61.3	51.9	9.5	993	2513	3077	2931	2134	1217	576	226	96	20	7	5	0

12835 OXFORDSHIRE Site No: 12835020 Location Site 20 - A420, Oxford (W of A34)
 Wed 08-Nov-23 to Tue 14-Nov-23 Channel: Eastbound

Time Period	Total Vehicles	85%ile Speed	Mean Speed	Stand Dev.	<41Mph	41-<46	46-<51	51-<56	56-<61	61-<66	66-<71	71-<76	76-<81	81-<86	86-<91	91-<96	=>96
Thu 16-Nov-23																	
00:00	55	61.3	53.8	8	0	7	16	16	7	4	2	3	0	0	0	0	0
01:00	49	61.3	54	11	4	3	12	12	10	3	1	2	0	2	0	0	0
02:00	32	55.5	49.7	7.7	2	7	10	8	3	1	1	0	0	0	0	0	0
03:00	43	63.6	55.2	8.1	0	6	5	16	7	4	3	2	0	0	0	0	0
04:00	83	67.7	56.4	9.8	1	7	21	18	11	9	9	4	3	0	0	0	0
05:00	257	73.6	61.8	11	2	15	25	40	42	48	33	25	17	5	4	1	0
06:00	861	68.2	57.4	10	23	68	136	183	147	136	88	58	12	8	2	0	0
07:00	1371	65.8	57.1	8.9	26	109	178	328	289	245	110	67	15	2	2	0	0
08:00	1313	68.6	59.2	9.1	24	54	101	311	282	261	159	92	17	7	2	2	0
09:00	994	67.7	58	8.9	12	51	130	252	221	143	107	50	23	3	2	0	0
10:00	752	68.2	58.9	8.7	3	41	82	176	161	135	91	44	12	5	2	0	0
11:00	675	68.6	58.6	9.7	8	47	80	155	127	119	71	45	11	6	5	1	0
12:00	751	67.6	58.3	8.6	5	29	101	207	148	124	73	50	7	5	2	0	0
13:00	704	68.7	58.9	9.4	9	40	73	162	150	125	73	48	13	7	4	0	0
14:00	805	68.8	58.4	9.5	12	42	106	195	166	116	84	62	14	5	1	1	0
15:00	908	67.5	58.5	9.2	17	29	112	224	188	175	88	43	21	8	2	1	0
16:00	976	65.4	54.9	10.2	54	116	162	220	163	130	80	34	12	5	0	0	0
17:00	913	64.1	54.5	9.5	44	95	187	208	174	109	52	34	9	0	1	0	0
18:00	756	67.3	56.6	10.1	28	52	126	193	129	97	68	44	10	6	3	0	0
19:00	487	67.1	56.6	9.5	12	42	83	121	68	75	57	22	5	2	0	0	0
20:00	275	67	56.4	10.2	8	24	50	65	50	32	21	17	5	0	2	1	0
21:00	211	65.1	55.4	10.4	11	17	36	58	37	24	12	11	1	2	1	1	0
22:00	185	67.8	57.7	10.3	3	9	32	55	28	25	13	11	3	2	3	1	0
23:00	81	61.3	51.3	9.8	8	13	19	19	9	6	6	1	0	0	0	0	0
12H,7-19	10918	67.4	57.6	9.4	242	705	1438	2631	2198	1779	1056	613	164	59	26	5	0
16H,6-22	12752	67.4	57.5	9.5	296	856	1743	3058	2500	2046	1234	721	187	71	31	7	0
18H,6-24	13018	67.4	57.4	9.5	307	878	1794	3132	2537	2077	1253	733	190	73	34	8	0
24H,0-24	13537	67.5	57.5	9.6	316	923	1883	3242	2617	2146	1302	769	210	80	38	9	0

12835 OXFORDSHIRE Site No: 12835020 Location Site 20 - A420, Oxford (W of A34)
 Wed 08-Nov-23 to Tue 14-Nov-23 Channel: Eastbound

Time Period	Total Vehicles	85%ile Speed	Mean Speed	Stand Dev.	<41Mph	41-<46	46-<51	51-<56	56-<61	61-<66	66-<71	71-<76	76-<81	81-<86	86-<91	91-<96	=>96
Fri 17-Nov-23																	
00:00	46	62.6	52.8	10.8	5	4	9	14	5	5	1	2	1	0	0	0	0
01:00	44	57.4	51	6.8	1	10	10	14	7	1	1	0	0	0	0	0	0
02:00	32	65.6	51	12.1	6	4	4	9	3	1	4	1	0	0	0	0	0
03:00	49	63.7	53.4	8.3	0	10	10	17	2	4	5	1	0	0	0	0	0
04:00	73	67.8	57.3	8.9	1	6	5	28	10	8	10	4	1	0	0	0	0
05:00	215	70.5	59.7	10.7	5	7	30	46	33	36	28	18	5	5	0	2	0
06:00	733	69.5	59.5	9.5	3	28	101	160	145	118	96	50	16	9	5	2	0
07:00	1033	66.7	57.8	8.5	6	63	143	252	208	192	104	45	15	4	1	0	0
08:00	749	69.9	59.9	9.6	9	27	92	144	149	131	108	56	24	6	1	2	0
09:00	862	68.5	58.7	8.7	1	32	122	229	171	124	107	48	22	4	1	1	0
10:00	828	67.9	58.2	8.6	7	37	111	212	160	132	119	38	9	1	1	1	0
11:00	818	68.7	59.5	8.5	2	34	84	173	197	145	111	46	22	3	1	0	0
12:00	836	69.7	59.9	9.1	3	25	99	188	164	151	108	60	27	8	2	1	0
13:00	848	70.2	60.6	8.9	7	17	77	190	159	148	145	82	15	5	2	1	0
14:00	845	69.2	59.8	9.2	7	26	95	180	178	158	116	50	27	3	2	1	0
15:00	934	69.4	60	8.9	3	27	94	219	193	179	115	67	24	7	4	1	0
16:00	982	67.4	57	10.4	44	67	136	219	197	143	100	43	19	9	4	1	0
17:00	862	64.4	54.2	9.8	53	106	134	221	151	99	62	26	10	0	0	0	0
18:00	628	68	56.9	10.6	30	49	88	129	132	78	70	30	14	7	0	1	0
19:00	436	66.4	56.3	9.9	15	33	75	109	76	59	37	24	4	2	1	0	0
20:00	249	63.9	52.5	10.4	25	39	44	51	35	30	21	4	0	0	0	0	0
21:00	215	62.8	52.8	9.7	14	33	51	41	36	20	13	6	1	0	0	0	0
22:00	179	61.9	51.5	10.6	22	25	37	42	23	14	11	3	2	0	0	0	0
23:00	123	63	51.9	10.6	14	17	26	27	14	15	7	2	0	1	0	0	0
12H,7-19	10225	68.5	58.5	9.4	172	510	1275	2356	2059	1680	1265	591	228	57	19	10	0
16H,6-22	11858	68.4	58.3	9.5	229	643	1546	2717	2351	1907	1432	675	249	68	25	12	0
18H,6-24	12160	68.3	58.1	9.6	265	685	1609	2786	2388	1936	1450	680	251	69	25	12	0
24H,0-24	12619	68.3	58.1	9.6	283	726	1677	2914	2448	1991	1499	706	258	74	25	14	0

12835 OXFORDSHIRE Site No: 12835020 Location Site 20 - A420, Oxford (W of A34)
 Wed 08-Nov-23 to Tue 14-Nov-23 Channel: Eastbound

Time Period	Total Vehicles	85%ile Speed	Mean Speed	Stand Dev.	<41Mph	41-<46	46-<51	51-<56	56-<61	61-<66	66-<71	71-<76	76-<81	81-<86	86-<91	91-<96	=>96
Sat 18-Nov-23																	
00:00	90	56	49.1	9.1	11	16	28	21	6	5	2	0	1	0	0	0	0
01:00	55	56.2	47.6	9.2	10	10	15	11	6	3	0	0	0	0	0	0	0
02:00	35	53.7	46.6	9.5	7	7	12	6	1	1	0	1	0	0	0	0	0
03:00	27	60.1	51.8	10.1	3	3	5	9	3	2	1	1	0	0	0	0	0
04:00	63	61.1	53.6	8.6	3	7	12	17	14	5	4	1	0	0	0	0	0
05:00	105	67.3	56.1	11.2	6	11	19	15	22	13	11	4	2	1	1	0	0
06:00	197	66	56.2	9.1	5	18	31	44	45	24	22	5	3	0	0	0	0
07:00	390	70.3	59.9	9.8	3	19	53	63	79	72	49	35	10	4	2	1	0
08:00	635	68.8	59.8	8.5	5	22	46	147	148	118	96	34	15	3	1	0	0
09:00	932	67.4	59	8.3	7	22	99	224	242	168	106	39	16	6	3	0	0
10:00	907	68.1	59	8.3	3	28	111	217	203	161	114	51	16	2	1	0	0
11:00	967	66.7	56.2	10	48	80	141	207	200	130	107	38	11	3	2	0	0
12:00	744	53.9	40.7	11.9	450	88	58	62	26	27	21	11	0	0	1	0	0
13:00	837	68.6	58.8	9	4	43	110	174	201	119	117	40	20	7	2	0	0
14:00	809	68.2	58.7	8.9	4	43	106	169	195	125	102	41	16	7	0	0	0
15:00	694	68.5	59.2	9.1	9	25	81	153	133	134	108	27	15	7	2	0	0
16:00	765	64.4	54.2	10.1	51	86	139	178	132	94	54	18	9	1	3	0	0
17:00	667	64.9	53.9	10.4	50	91	111	150	107	74	53	25	4	1	0	1	0
18:00	581	65.9	55.9	9.4	12	60	111	129	114	69	54	21	7	3	0	1	0
19:00	382	64.9	54.2	10.5	22	54	75	83	56	44	29	9	6	2	1	1	0
20:00	236	64.5	53.3	10.5	17	36	41	67	25	20	13	13	4	0	0	0	0
21:00	197	63.5	52.9	9.6	13	30	38	52	26	16	18	3	1	0	0	0	0
22:00	183	60.7	52.7	9.2	11	24	46	40	36	14	6	3	3	0	0	0	0
23:00	136	63.4	53.3	10	8	22	22	38	17	17	9	1	1	0	0	1	0
12H,7-19	8928	67.1	56.2	10.7	646	607	1166	1873	1780	1291	981	380	139	44	17	3	0
16H,6-22	9940	67	56	10.7	703	745	1351	2119	1932	1395	1063	410	153	46	18	4	0
18H,6-24	10259	66.8	55.9	10.7	722	791	1419	2197	1985	1426	1078	414	157	46	18	5	0
24H,0-24	10634	66.7	55.8	10.7	762	845	1510	2276	2037	1455	1096	421	160	47	19	5	0

12835 OXFORDSHIRE Site No: 12835020 Location Site 20 - A420, Oxford (W of A34)
 Wed 08-Nov-23 to Tue 14-Nov-23 Channel: Eastbound

Time Period	Total Vehicles	85%ile Speed	Mean Speed	Stand Dev.	<41Mph	41-<46	46-<51	51-<56	56-<61	61-<66	66-<71	71-<76	76-<81	81-<86	86-<91	91-<96	=>96
Sun 19-Nov-23																	
00:00	115	63.3	52.2	10.9	10	19	32	19	15	5	8	4	2	1	0	0	0
01:00	60	59.1	51.3	8.4	4	9	16	16	9	3	3	0	0	0	0	0	0
02:00	32	62.8	51.9	9.7	2	7	7	7	3	2	4	0	0	0	0	0	0
03:00	34	64	53.6	9.7	2	4	8	8	4	4	3	1	0	0	0	0	0
04:00	31	68.3	55.4	10.7	1	5	6	6	4	2	4	3	0	0	0	0	0
05:00	52	66.7	55.2	10.8	2	6	12	12	7	4	5	1	2	1	0	0	0
06:00	134	71.9	60.3	11.6	1	8	20	28	21	15	19	8	7	4	2	0	0
07:00	249	72.2	62.7	9.4	1	5	25	27	50	42	55	25	15	3	1	0	0
08:00	390	71	62.3	9.2	1	5	32	63	77	83	70	31	19	4	4	0	0
09:00	699	70.8	61.7	8.8	3	17	41	127	143	157	109	70	25	4	2	0	0
10:00	886	70.3	61.3	8.6	4	15	54	178	209	161	154	76	24	7	3	0	0
11:00	934	69.3	59.8	9.2	9	43	85	199	193	180	127	65	20	8	4	1	0
12:00	920	68.5	59.5	8.9	6	33	84	217	215	165	121	44	22	7	4	1	0
13:00	884	68.8	59.7	8.8	7	32	99	167	191	180	135	45	18	9	1	0	0
14:00	826	69.5	60.3	8.7	1	30	69	181	182	147	132	57	17	5	4	0	0
15:00	895	68.5	59.1	9	5	40	113	183	204	155	121	44	18	7	1	4	0
16:00	840	65.2	55.1	9.9	42	81	166	179	143	121	67	29	7	4	1	0	0
17:00	855	65.1	54.2	10.7	69	109	127	180	162	96	67	31	10	3	1	0	0
18:00	669	66.6	54.5	11	49	94	109	135	104	69	67	30	9	2	1	0	0
19:00	487	67.3	56.5	10.1	15	44	87	109	82	64	47	22	12	4	1	0	0
20:00	328	65	55	9.5	13	33	61	88	51	40	25	12	4	1	0	0	0
21:00	204	65.4	55.4	9.4	7	20	42	38	42	27	21	5	1	1	0	0	0
22:00	107	61.9	54.3	8.4	3	9	24	32	21	8	6	3	1	0	0	0	0
23:00	79	62.9	52.1	9.9	8	11	16	17	10	12	5	0	0	0	0	0	0
12H,7-19	9047	68.9	58.9	9.7	197	504	1004	1836	1873	1556	1225	547	204	63	27	6	0
16H,6-22	10200	68.8	58.6	9.8	233	609	1214	2099	2069	1702	1337	594	228	73	30	6	0
18H,6-24	10386	68.7	58.5	9.8	244	629	1254	2148	2100	1722	1348	597	229	73	30	6	0
24H,0-24	10710	68.6	58.3	9.9	265	679	1335	2216	2142	1742	1375	606	233	75	30	6	0

12835 OXFORDSHIRE Site No: 12835020 Location Site 20 - A420, Oxford (W of A34)
 Wed 08-Nov-23 to Tue 14-Nov-23 Channel: Eastbound

Time Period	Total Vehicles	85%ile Speed	Mean Speed	Stand Dev.	<41Mph	41-<46	46-<51	51-<56	56-<61	61-<66	66-<71	71-<76	76-<81	81-<86	86-<91	91-<96	=>96
Mon 20-Nov-23																	
00:00	53	64.9	56.7	9.5	0	5	12	10	13	5	2	3	3	0	0	0	0
01:00	47	58.5	48.1	11.7	12	6	9	10	5	2	1	2	0	0	0	0	0
02:00	31	60.6	51.7	8.6	1	7	8	8	2	2	3	0	0	0	0	0	0
03:00	45	65.4	54.4	11.9	6	3	6	10	4	10	4	1	1	0	0	0	0
04:00	81	67.2	56.8	8.9	1	5	17	19	15	9	10	4	1	0	0	0	0
05:00	268	70.3	60.2	9.8	4	9	31	57	38	52	42	22	9	3	1	0	0
06:00	859	67.6	57.7	9.7	18	51	139	182	177	134	91	36	21	5	3	1	0
07:00	1451	66.8	57.6	8.6	19	76	205	349	336	221	164	58	13	9	1	0	0
08:00	1374	68.5	59.1	8.7	12	54	145	312	313	241	180	83	27	6	1	0	0
09:00	973	69.1	59.8	8.6	3	31	97	221	211	172	149	64	15	9	0	1	0
10:00	851	68.5	59.2	8.6	5	20	97	219	192	142	97	54	16	5	3	1	0
11:00	766	68	58.4	9.5	10	45	88	191	165	116	87	34	14	12	1	1	0
12:00	770	67.5	58	8.7	8	26	108	222	149	114	90	36	10	5	1	1	0
13:00	692	68.6	59.1	8.6	3	19	90	165	147	115	93	43	12	4	1	0	0
14:00	702	68.8	58.9	9.1	5	26	93	180	129	107	99	39	13	8	3	0	0
15:00	837	69.3	59.5	9.1	6	37	92	188	165	152	109	58	24	4	0	2	0
16:00	878	67.7	57.6	9.1	7	64	127	223	167	126	94	47	18	3	2	0	0
17:00	808	66.2	56.6	8.8	7	60	153	205	148	110	85	24	11	4	0	1	0
18:00	646	67.4	57.5	9.6	14	52	90	138	124	110	76	29	7	4	0	2	0
19:00	413	68.6	57.4	10.2	11	35	54	95	91	42	43	29	6	5	2	0	0
20:00	237	64.8	55.1	9.9	11	26	37	63	36	37	14	7	5	1	0	0	0
21:00	175	65.3	55.7	9.2	5	16	28	49	32	21	15	6	3	0	0	0	0
22:00	157	67.7	56.7	9.6	2	14	27	46	22	16	18	7	4	0	1	0	0
23:00	84	60.9	52.7	9.8	5	11	22	22	11	5	3	3	2	0	0	0	0
12H,7-19	10748	68.1	58.5	8.9	99	510	1385	2613	2246	1726	1323	569	180	73	13	9	0
16H,6-22	12432	68	58.3	9.1	144	638	1643	3002	2582	1960	1486	647	215	84	18	10	0
18H,6-24	12673	68	58.2	9.1	151	663	1692	3070	2615	1981	1507	657	221	84	19	10	0
24H,0-24	13198	68	58.2	9.1	175	698	1775	3184	2692	2061	1569	689	235	87	20	10	0

12835 OXFORDSHIRE Site No: 12835020 Location Site 20 - A420, Oxford (W of A34)
 Wed 08-Nov-23 to Tue 14-Nov-23 Channel: Eastbound

Time Period	Total Vehicles	85%ile Speed	Mean Speed	Stand Dev.	<41Mph	41-<46	46-<51	51-<56	56-<61	61-<66	66-<71	71-<76	76-<81	81-<86	86-<91	91-<96	=>96
-------------	----------------	--------------	------------	------------	--------	--------	--------	--------	--------	--------	--------	--------	--------	--------	--------	--------	------

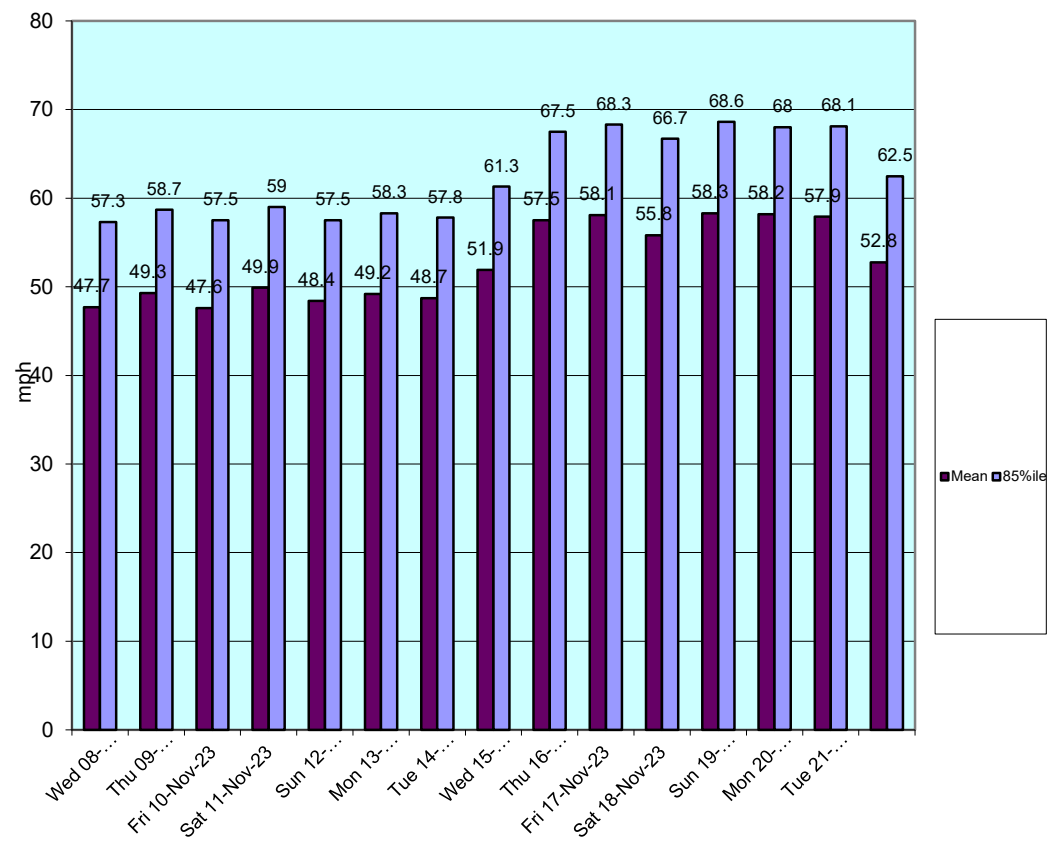
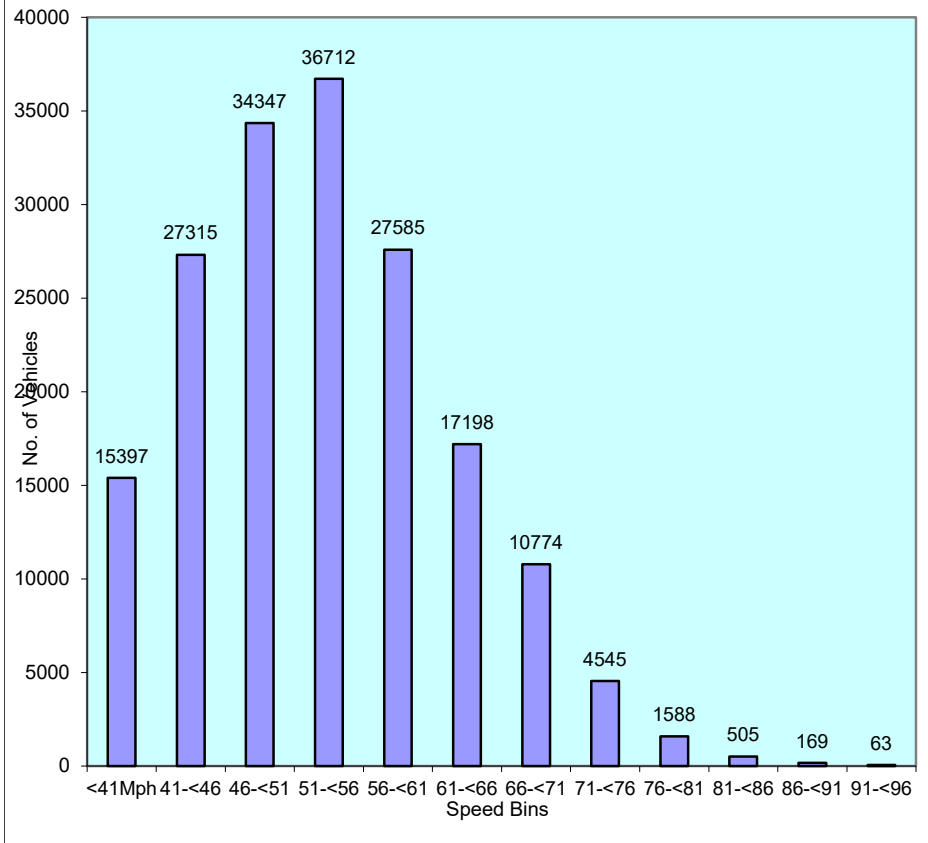
Tue 21-Nov-23																	
00:00	47	59.8	52.7	8.4	2	7	10	12	11	2	2	1	0	0	0	0	0
01:00	36	58.6	51.9	7.7	2	4	8	14	4	3	1	0	0	0	0	0	0
02:00	26	65.3	54.2	10.7	2	2	6	6	4	2	3	0	1	0	0	0	0
03:00	38	65.8	54.1	11.4	2	6	7	11	4	2	4	0	1	0	1	0	0
04:00	75	66.3	57.3	9.8	2	4	10	25	8	14	5	4	2	1	0	0	0
05:00	256	71.6	61.5	9.7	1	6	27	47	47	49	38	19	16	4	2	0	0
06:00	936	68.5	58.3	9.7	14	75	119	178	196	150	128	48	19	6	1	1	0
07:00	1553	67.1	57.6	9.1	39	85	204	364	318	268	191	57	21	6	0	0	0
08:00	1341	69.7	60.4	8.8	5	42	125	277	289	225	239	90	36	9	1	3	0
09:00	1020	68.8	59	9.2	8	48	120	242	209	175	114	68	22	9	5	0	0
10:00	806	69	59	9.4	12	28	96	195	176	114	105	52	18	7	1	1	0
11:00	719	67.1	57.2	8.6	5	43	124	196	126	97	89	28	8	2	1	0	0
12:00	761	68	57.8	9.3	11	40	113	199	148	105	77	51	8	5	3	1	0
13:00	726	68.2	58.5	8.9	7	26	101	197	117	128	91	39	15	3	2	0	0
14:00	801	68.4	58.4	9.6	15	50	110	160	155	140	103	44	19	2	1	1	0
15:00	906	67.8	58.4	9.1	13	49	112	205	189	160	114	44	7	9	3	1	0
16:00	949	65.6	55.4	9.6	36	103	162	228	167	121	83	35	13	1	0	0	0
17:00	808	67.5	56.4	10.1	26	74	143	185	132	101	84	40	18	4	0	0	0
18:00	737	67.5	56.2	10.1	29	61	126	181	129	78	75	41	12	3	1	1	0
19:00	439	67.9	57.2	9.8	12	36	62	111	62	68	56	23	7	2	0	0	0
20:00	258	67.8	56.9	10.4	9	24	33	63	52	28	28	13	3	3	1	1	0
21:00	202	66.8	55.7	10.6	10	17	38	44	40	19	20	10	1	2	0	0	0
22:00	140	67.3	57.3	9.5	2	9	26	31	28	18	17	3	4	2	0	0	0
23:00	96	64.1	55.1	10.1	3	9	17	34	15	5	7	2	3	0	0	0	0
12H,7-19	11127	68.1	58	9.4	206	649	1536	2629	2155	1712	1365	589	197	60	18	8	0
16H,6-22	12962	68.1	57.9	9.5	251	801	1788	3025	2505	1977	1597	683	227	73	20	10	0
18H,6-24	13198	68.1	57.9	9.5	256	819	1831	3090	2548	2000	1621	688	234	75	20	10	0
24H,0-24	13676	68.1	57.9	9.5	267	848	1899	3205	2626	2072	1674	712	254	80	23	10	0

12835 OXFORDSHIRE Site No: 12835020 Location Site 20 - A420, Oxford (W of A34)
 Wed 08-Nov-23 to Tue 14-Nov-23 Channel: Eastbound

Time Period	Total Vehicles	85%ile Speed	Mean Speed	Stand Dev.	<41Mph	41-<46	46-<51	51-<56	56-<61	61-<66	66-<71	71-<76	76-<81	81-<86	86-<91	91-<96	=>96
Daily Totals																	
Wed 08-Nov-23	13160	57.3	47.7	9.4	2258	3152	3087	2309	1492	586	207	42	17	9	1	0	0
Thu 09-Nov-23	12934	58.7	49.3	9.2	1588	2787	3153	2558	1701	778	285	61	17	4	0	1	0
Fri 10-Nov-23	13687	57.5	47.6	9.7	2547	3174	3094	2342	1570	629	235	62	24	5	2	1	0
Sat 11-Nov-23	11541	59	49.9	9.1	1201	2460	2813	2371	1587	708	276	83	32	8	0	1	0
Sun 12-Nov-23	9811	57.5	48.4	9.1	1394	2261	2428	1916	1133	444	177	41	12	2	2	1	0
Mon 13-Nov-23	13369	58.3	49.2	9.1	1615	3019	3269	2628	1775	697	268	63	27	7	0	0	0
Tue 14-Nov-23	13554	57.8	48.7	9	1733	3230	3347	2620	1631	672	235	64	13	7	2	0	0
Wed 15-Nov-23	13796	61.3	51.9	9.5	993	2513	3077	2931	2134	1217	576	226	96	20	7	5	0
Thu 16-Nov-23	13537	67.5	57.5	9.6	316	923	1883	3242	2617	2146	1302	769	210	80	38	9	0
Fri 17-Nov-23	12619	68.3	58.1	9.6	283	726	1677	2914	2448	1991	1499	706	258	74	25	14	0
Sat 18-Nov-23	10634	66.7	55.8	10.7	762	845	1510	2276	2037	1455	1096	421	160	47	19	5	0
Sun 19-Nov-23	10710	68.6	58.3	9.9	265	679	1335	2216	2142	1742	1375	606	233	75	30	6	0
Mon 20-Nov-23	13198	68	58.2	9.1	175	698	1775	3184	2692	2061	1569	689	235	87	20	10	0
Tue 21-Nov-23	13676	68.1	57.9	9.5	267	848	1899	3205	2626	2072	1674	712	254	80	23	10	0

Time Period	Total Vehicles	85%ile Speed	Mean Speed	Stand Dev.	<41Mph	41-<46	46-<51	51-<56	56-<61	61-<66	66-<71	71-<76	76-<81	81-<86	86-<91	91-<96	=>96
-------------	----------------	--------------	------------	------------	--------	--------	--------	--------	--------	--------	--------	--------	--------	--------	--------	--------	------

Total Vehicles	[-]	176226	62.5	52.8	9.5	15397	27315	34347	36712	27585	17198	10774	4545	1588	505	169	63	0
----------------	-----	--------	------	------	-----	-------	-------	-------	-------	-------	-------	-------	------	------	-----	-----	----	---



12835 OXFORDSHIRE Site No: 12835020 Location Site 20 - A420, Oxford (W of A34)
Channel: Eastbound

TIME PERIOD	Wed 08/11/23	Thu 09/11/23	Fri 10/11/23	Sat 11/11/23	Sun 12/11/23	Mon 13/11/23	Tue 14/11/23	5-Day Av	7-Day Av
Week Begin: 08-Nov-23									
00:00	59	40	52	80	78	41	56	0	0
01:00	40	34	41	42	36	29	34	5-Day	7-Day
02:00	38	37	36	40	31	27	41	Av	Av
03:00	40	33	33	33	20	29	38	50	58
04:00	76	75	65	56	31	75	79	36	37
05:00	261	261	234	91	50	277	253	36	36
06:00	845	801	709	213	124	844	878	35	32
07:00	1355	1563	1207	407	233	1529	1524	74	65
08:00	1358	1303	1192	643	342	1183	1377	257	204
09:00	972	933	1163	899	633	943	1012	815	631
10:00	764	775	936	888	795	875	839	1436	1117
11:00	679	685	772	924	865	808	721	1283	1057
12:00	668	707	844	914	921	863	762	1005	936
13:00	692	777	838	899	810	817	762	838	839
14:00	725	793	1035	907	763	749	736	733	779
15:00	839	843	890	742	714	832	799	769	811
16:00	973	890	832	747	825	902	977	777	799
17:00	870	754	751	673	783	730	830	808	815
18:00	705	652	737	675	556	700	694	841	808
19:00	540	335	540	395	478	464	439	915	878
20:00	252	198	292	295	325	243	278	787	770
21:00	192	189	195	398	217	176	197	698	674
22:00	132	164	166	360	119	143	160	464	456
23:00	85	92	127	220	62	90	68	253	269
12H,7-19	10600	10675	11197	9318	8240	10931	11033	10887	10285
16H,6-22	12429	12198	12933	10619	9384	12658	12825	12609	11864
18H,6-24	12646	12454	13226	11199	9565	12891	13053	12854	12148
24H,0-24	13160	12934	13687	11541	9811	13369	13554	13341	12579
Am	08:00	07:00	08:30	10:45	11:00	07:00	06:45	-	-
Peak	1358	1563	1305	930	865	1529	1527	1456	1297
Pm	16:00	16:15	14:15	12:00	12:00	16:00	16:00	-	-
Peak	973	894	1048	914	921	902	977	959	947

0 OXFORDSHIRE Site No: 12835020 Location Site 20 - A420, Oxford (W of A34)
Channel: Eastbound

TIME PERIOD	Wed 15/11/23	Thu 16/11/23	Fri 17/11/23	Sat 18/11/23	Sun 19/11/23	Mon 20/11/23	Tue 21/11/23	5-Day Av	7-Day Av
Week Begin: 15-Nov-23									
00:00	57	55	46	90	115	53	47	52	66
01:00	35	49	44	55	60	47	36	42	47
02:00	29	32	32	35	32	31	26	30	31
03:00	40	43	49	27	34	45	38	43	39
04:00	77	83	73	63	31	81	75	78	69
05:00	251	257	215	105	52	268	256	249	201
06:00	838	861	733	197	134	859	936	845	651
07:00	1570	1371	1033	390	249	1451	1553	1396	1088
08:00	1465	1313	749	635	390	1374	1341	1248	1038
09:00	1080	994	862	932	699	973	1020	986	937
10:00	816	752	828	907	886	851	806	811	835
11:00	733	675	818	967	934	766	719	742	802
12:00	763	751	836	744	920	770	761	776	792
13:00	745	704	848	837	884	692	726	743	777
14:00	594	805	845	809	826	702	801	749	769
15:00	935	908	934	694	895	837	906	904	873
16:00	1012	976	982	765	840	878	949	959	915
17:00	833	913	862	667	855	808	808	845	821
18:00	720	756	628	581	669	646	737	697	677
19:00	476	487	436	382	487	413	439	450	446
20:00	296	275	249	236	328	237	258	263	268
21:00	190	211	215	197	204	175	202	199	199
22:00	158	185	179	183	107	157	140	164	158
23:00	83	81	123	136	79	84	96	93	97
12H,7-19	11266	10918	10225	8928	9047	10748	11127	10857	10323
16H,6-22	13066	12752	11858	9940	10200	12432	12962	12614	11887
18H,6-24	13307	13018	12160	10259	10386	12673	13198	12871	12143
24H,0-24	13796	13537	12619	10634	10710	13198	13676	13365	12596
Am	07:00	07:15	06:45	11:00	10:30	07:00	07:00	-	-
Peak	1570	1428	1288	967	958	1451	1553	1458	1316
Pm	15:45	15:45	15:45	13:00	12:00	16:15	15:30	-	-
Peak	1066	997	1014	837	920	899	984	992	960

12835 OXFORDSHIRE										
NOVEMBER 2023										
Site	Location	Direction	Start Date	End Date	Posted Speed Limit (PSL)	Total Vehicles	5 Day Ave.	7 Day Ave.	85%ile Speed	Mean Speed
Site No: 12835220	Site 20 - A429, Oxford (W of A34) 51.75526, -1.30171	Channel: Westbound	Wed 08-Nov-23	Tue 21-Nov-23	70 Mph	142080	10437	10011	47.4	35.9

12835 OXFORDSHIRE

Wed 08-Nov-23 to Tue 14-Nov-23

Site No: 12835220 Location Site 20 - A429, Oxford (W of A34)

Channel: Westbound

VEHICLE LENGTH

TIME PERIOD	TOTAL VEHICLES	<=5.2m	5.2-6.5	6.5-11.5	>11.5
Wed 08-Nov-23					
00:00	98	69	2	24	3
01:00	75	44	4	24	3
02:00	57	30	5	20	2
03:00	73	40	5	28	0
04:00	87	45	5	35	2
05:00	157	111	15	28	3
06:00	394	311	27	55	1
07:00	591	521	30	38	2
08:00	482	399	34	49	0
09:00	491	397	33	59	2
10:00	556	443	40	68	5
11:00	578	458	52	66	2
12:00	580	491	33	54	2
13:00	613	491	44	71	7
14:00	693	579	37	74	3
15:00	764	675	41	44	4
16:00	803	712	46	41	4
17:00	858	790	38	27	3
18:00	915	841	34	37	3
19:00	653	576	37	40	0
20:00	381	345	4	30	2
21:00	300	263	14	23	0
22:00	217	187	3	22	5
23:00	100	78	2	20	0
12H,7-19	7924	6797	462	628	37
16H,6-22	9652	8292	544	776	40
18H,6-24	9969	8557	549	818	45
24H,0-24	10516	8896	585	977	58

12835 OXFORDSHIRE

Wed 08-Nov-23 to Tue 14-Nov-23

Site No: 12835220 Location Site 20 - A429, Oxford (W of A34)

Channel: Westbound

VEHICLE LENGTH

TIME PERIOD	TOTAL VEHICLES	<=5.2m	5.2-6.5	6.5-11.5	>11.5
Thu 09-Nov-23					
00:00	90	58	3	28	1
01:00	69	28	5	36	0
02:00	62	37	4	21	0
03:00	64	23	5	34	2
04:00	68	40	4	24	0
05:00	173	121	11	39	2
06:00	468	366	40	60	2
07:00	556	482	31	40	3
08:00	466	375	43	45	3
09:00	514	412	40	59	3
10:00	542	434	31	73	4
11:00	543	431	43	66	3
12:00	587	474	47	63	3
13:00	671	552	40	75	4
14:00	668	572	37	56	3
15:00	693	600	38	51	4
16:00	766	680	45	38	3
17:00	900	823	54	23	0
18:00	832	757	37	33	5
19:00	237	219	3	13	2
20:00	306	256	19	29	2
21:00	297	268	9	19	1
22:00	207	178	9	20	0
23:00	106	80	3	19	4
12H,7-19	7738	6592	486	622	38
16H,6-22	9046	7701	557	743	45
18H,6-24	9359	7959	569	782	49
24H,0-24	9885	8266	601	964	54

12835 OXFORDSHIRE

Wed 08-Nov-23 to Tue 14-Nov-23

Site No: 12835220 Location Site 20 - A429, Oxford (W of A34)

Channel: Westbound

VEHICLE LENGTH

TIME PERIOD	TOTAL VEHICLES	<=5.2m	5.2-6.5	6.5-11.5	>11.5
Fri 10-Nov-23					
00:00	64	40	2	22	0
01:00	52	24	3	25	0
02:00	42	23	1	18	0
03:00	48	19	1	26	2
04:00	62	29	3	30	0
05:00	161	119	11	30	1
06:00	402	317	34	51	0
07:00	531	437	39	52	3
08:00	410	331	24	54	1
09:00	447	361	33	48	5
10:00	494	395	33	61	5
11:00	572	470	28	70	4
12:00	630	551	36	39	4
13:00	606	514	38	49	5
14:00	678	585	34	57	2
15:00	747	659	39	47	2
16:00	831	734	57	38	2
17:00	832	774	38	19	1
18:00	779	722	29	26	2
19:00	563	510	18	33	2
20:00	368	330	19	19	0
21:00	255	220	13	22	0
22:00	223	198	5	20	0
23:00	144	125	3	16	0
12H,7-19	7557	6533	428	560	36
16H,6-22	9145	7910	512	685	38
18H,6-24	9512	8233	520	721	38
24H,0-24	9941	8487	541	872	41

12835 OXFORDSHIRE

Wed 08-Nov-23 to Tue 14-Nov-23

Site No: 12835220 Location Site 20 - A429, Oxford (W of A34)

Channel: Westbound

VEHICLE LENGTH

TIME PERIOD	TOTAL VEHICLES	<=5.2m	5.2-6.5	6.5-11.5	>11.5
Sat 11-Nov-23					
00:00	60	44	0	16	0
01:00	39	28	1	9	1
02:00	47	31	2	14	0
03:00	43	23	1	19	0
04:00	42	21	3	18	0
05:00	82	64	2	16	0
06:00	152	130	2	19	1
07:00	270	228	20	21	1
08:00	391	359	13	18	1
09:00	556	520	19	17	0
10:00	602	550	39	11	2
11:00	641	595	28	16	2
12:00	738	690	32	16	0
13:00	637	584	37	15	1
14:00	703	657	29	15	2
15:00	760	705	41	14	0
16:00	817	770	31	16	0
17:00	862	808	37	15	2
18:00	762	716	33	13	0
19:00	481	439	25	17	0
20:00	330	304	15	11	0
21:00	274	263	2	9	0
22:00	222	208	3	11	0
23:00	195	172	13	9	1
12H,7-19	7739	7182	359	187	11
16H,6-22	8976	8318	403	243	12
18H,6-24	9393	8698	419	263	13
24H,0-24	9706	8909	428	355	14

12835 OXFORDSHIRE

Wed 08-Nov-23 to Tue 14-Nov-23

Site No: 12835220 Location Site 20 - A429, Oxford (W of A34)

Channel: Westbound

VEHICLE LENGTH

TIME PERIOD	TOTAL VEHICLES	<=5.2m	5.2-6.5	6.5-11.5	>11.5
Sun 12-Nov-23					
00:00	108	103	1	4	0
01:00	49	36	0	12	1
02:00	34	29	0	5	0
03:00	36	25	0	11	0
04:00	28	19	1	7	1
05:00	60	49	0	11	0
06:00	60	49	0	10	1
07:00	110	96	1	12	1
08:00	228	209	4	15	0
09:00	379	344	21	12	2
10:00	506	471	23	11	1
11:00	612	568	35	9	0
12:00	732	684	38	9	1
13:00	751	696	43	11	1
14:00	738	693	36	8	1
15:00	777	721	39	16	1
16:00	732	680	38	13	1
17:00	567	530	30	5	2
18:00	361	333	17	9	2
19:00	424	389	21	13	1
20:00	381	355	13	13	0
21:00	258	247	6	5	0
22:00	159	142	4	12	1
23:00	95	82	3	10	0
12H,7-19	6493	6025	325	130	13
16H,6-22	7616	7065	365	171	15
18H,6-24	7870	7289	372	193	16
24H,0-24	8185	7550	374	243	18

12835 OXFORDSHIRE

Wed 08-Nov-23 to Tue 14-Nov-23

Site No: 12835220 Location Site 20 - A429, Oxford (W of A34)

Channel: Westbound

VEHICLE LENGTH

TIME PERIOD	TOTAL VEHICLES	<=5.2m	5.2-6.5	6.5-11.5	>11.5
Mon 13-Nov-23					
00:00	58	45	1	12	0
01:00	37	14	14	8	1
02:00	26	16	1	8	1
03:00	37	14	3	20	0
04:00	58	38	2	17	1
05:00	178	143	3	31	1
06:00	455	366	28	58	3
07:00	764	669	54	39	2
08:00	749	631	60	55	3
09:00	679	559	44	71	5
10:00	616	501	45	66	4
11:00	634	526	39	62	7
12:00	607	504	39	63	1
13:00	681	570	49	58	4
14:00	699	597	41	57	4
15:00	862	735	62	60	5
16:00	913	821	34	54	4
17:00	939	859	44	35	1
18:00	792	708	48	32	4
19:00	492	447	23	22	0
20:00	330	279	18	30	3
21:00	242	204	18	20	0
22:00	209	186	1	21	1
23:00	62	49	0	12	1
12H,7-19	8935	7680	559	652	44
16H,6-22	10454	8976	646	782	50
18H,6-24	10725	9211	647	815	52
24H,0-24	11119	9481	671	911	56

12835 OXFORDSHIRE

Wed 08-Nov-23 to Tue 14-Nov-23

Site No: 12835220 Location Site 20 - A429, Oxford (W of A34)

Channel: Westbound

VEHICLE LENGTH

TIME PERIOD	TOTAL VEHICLES	<=5.2m	5.2-6.5	6.5-11.5	>11.5
Tue 14-Nov-23					
00:00	42	22	4	16	0
01:00	32	12	1	17	2
02:00	38	26	2	10	0
03:00	27	10	3	13	1
04:00	47	31	4	12	0
05:00	154	122	5	25	2
06:00	421	334	35	48	4
07:00	643	559	31	49	4
08:00	619	513	46	58	2
09:00	536	435	32	67	2
10:00	590	469	44	74	3
11:00	591	484	42	64	1
12:00	666	553	36	69	8
13:00	668	556	50	61	1
14:00	743	637	38	63	5
15:00	848	736	48	60	4
16:00	883	779	54	49	1
17:00	1005	918	45	40	2
18:00	877	787	46	42	2
19:00	561	504	26	31	0
20:00	370	317	21	28	4
21:00	218	200	3	15	0
22:00	96	77	2	16	1
23:00	47	31	1	15	0
12H,7-19	8669	7426	512	696	35
16H,6-22	10239	8781	597	818	43
18H,6-24	10382	8889	600	849	44
24H,0-24	10722	9112	619	942	49

12835 OXFORDSHIRE

Wed 08-Nov-23 to Tue 14-Nov-23

Site No: 12835220 Location Site 20 - A429, Oxford (W of A34)

Channel: Westbound

VEHICLE LENGTH

TIME PERIOD	TOTAL VEHICLES	<=5.2m	5.2-6.5	6.5-11.5	>11.5
Wed 15-Nov-23					
00:00	39	24	2	13	0
01:00	38	17	2	19	0
02:00	40	27	1	12	0
03:00	19	11	2	6	0
04:00	63	33	4	26	0
05:00	185	143	13	29	0
06:00	493	381	36	69	7
07:00	672	577	43	51	1
08:00	591	506	32	51	2
09:00	510	410	32	63	5
10:00	634	496	45	91	2
11:00	578	488	35	49	6
12:00	642	538	51	51	2
13:00	566	478	33	52	3
14:00	561	198	192	123	48
15:00	848	589	137	94	28
16:00	879	654	152	44	29
17:00	1034	824	146	47	17
18:00	882	685	120	38	39
19:00	621	487	73	30	31
20:00	425	344	40	21	20
21:00	185	151	12	6	16
22:00	106	84	9	3	10
23:00	61	42	7	1	11
12H,7-19	8397	6443	1018	754	182
16H,6-22	10121	7806	1179	880	256
18H,6-24	10288	7932	1195	884	277
24H,0-24	10672	8187	1219	989	277

12835 OXFORDSHIRE

Wed 08-Nov-23 to Tue 14-Nov-23

Site No: 12835220 Location Site 20 - A429, Oxford (W of A34)

Channel: Westbound

VEHICLE LENGTH

TIME PERIOD	TOTAL VEHICLES	<=5.2m	5.2-6.5	6.5-11.5	>11.5
Fri 17-Nov-23					
00:00	43	27	2	3	11
01:00	36	10	3	5	18
02:00	46	28	1	3	14
03:00	25	9	2	1	13
04:00	69	29	4	13	23
05:00	172	103	15	26	28
06:00	397	245	61	51	40
07:00	319	227	43	29	20
08:00	650	444	101	76	29
09:00	526	328	99	69	30
10:00	654	421	113	78	42
11:00	600	384	116	65	35
12:00	650	429	112	74	35
13:00	659	432	117	75	35
14:00	800	578	125	66	31
15:00	867	579	186	77	25
16:00	908	683	151	54	20
17:00	937	732	148	45	12
18:00	790	618	103	44	25
19:00	562	440	84	25	13
20:00	366	295	41	19	11
21:00	217	183	20	6	8
22:00	136	110	16	0	10
23:00	92	75	9	3	5
12H,7-19	8360	5855	1414	752	339
16H,6-22	9902	7018	1620	853	411
18H,6-24	10130	7203	1645	856	426
24H,0-24	10521	7409	1672	907	533

12835 OXFORDSHIRE

Wed 08-Nov-23 to Tue 14-Nov-23

Site No: 12835220 Location Site 20 - A429, Oxford (W of A34)

Channel: Westbound

VEHICLE LENGTH

TIME PERIOD	TOTAL VEHICLES	<=5.2m	5.2-6.5	6.5-11.5	>11.5
Sat 18-Nov-23					
00:00	46	36	3	2	5
01:00	37	17	3	4	13
02:00	40	25	5	4	6
03:00	64	42	1	8	13
04:00	47	12	5	11	19
05:00	84	54	9	8	13
06:00	146	102	13	17	14
07:00	278	197	34	27	20
08:00	405	320	45	30	10
09:00	525	432	54	30	9
10:00	661	546	58	44	13
11:00	553	486	44	19	4
12:00	360	318	30	9	3
13:00	686	567	80	26	13
14:00	686	571	75	32	8
15:00	733	607	95	21	10
16:00	782	652	87	31	12
17:00	697	585	87	15	10
18:00	565	479	59	17	10
19:00	482	398	49	26	9
20:00	323	272	28	13	10
21:00	240	207	20	6	7
22:00	226	203	15	3	5
23:00	219	192	17	2	8
12H,7-19	6931	5760	748	301	122
16H,6-22	8122	6739	858	363	162
18H,6-24	8567	7134	890	368	175
24H,0-24	8885	7320	916	405	244

12835 OXFORDSHIRE

Wed 08-Nov-23 to Tue 14-Nov-23

Site No: 12835220 Location Site 20 - A429, Oxford (W of A34)

Channel: Westbound

VEHICLE LENGTH

TIME PERIOD	TOTAL VEHICLES	<=5.2m	5.2-6.5	6.5-11.5	>11.5
Sun 19-Nov-23					
00:00	91	74	8	1	8
01:00	71	58	4	2	7
02:00	41	29	1	1	10
03:00	28	14	2	2	10
04:00	41	23	5	3	10
05:00	58	41	6	5	6
06:00	91	60	11	4	16
07:00	164	124	20	10	10
08:00	235	187	27	9	12
09:00	438	365	44	20	9
10:00	531	439	62	24	6
11:00	641	533	65	31	12
12:00	746	623	89	26	8
13:00	733	623	74	25	11
14:00	708	601	68	30	9
15:00	775	662	78	27	8
16:00	804	652	98	41	13
17:00	739	599	96	35	9
18:00	599	483	81	23	12
19:00	477	394	58	16	9
20:00	402	316	59	16	11
21:00	272	224	27	8	13
22:00	188	148	16	10	14
23:00	118	93	11	6	8
12H,7-19	7113	5891	802	301	119
16H,6-22	8355	6885	957	345	168
18H,6-24	8661	7126	984	361	190
24H,0-24	8991	7365	1010	375	241

12835 OXFORDSHIRE

Wed 08-Nov-23 to Tue 14-Nov-23

Site No: 12835220 Location Site 20 - A429, Oxford (W of A34)

Channel: Westbound

VEHICLE LENGTH

TIME PERIOD	TOTAL VEHICLES	<=5.2m	5.2-6.5	6.5-11.5	>11.5
Mon 20-Nov-23					
00:00	63	42	5	5	11
01:00	38	22	3	5	8
02:00	39	19	5	7	8
03:00	43	19	3	7	14
04:00	74	34	7	9	24
05:00	205	135	20	24	26
06:00	434	255	93	45	41
07:00	704	470	125	78	31
08:00	578	383	95	64	36
09:00	565	345	102	74	44
10:00	595	362	92	90	51
11:00	609	380	105	85	39
12:00	604	363	104	92	45
13:00	708	450	137	79	42
14:00	774	487	156	80	51
15:00	837	567	158	82	30
16:00	916	670	164	55	27
17:00	933	682	167	55	29
18:00	794	624	105	42	23
19:00	490	384	63	14	29
20:00	345	270	35	17	23
21:00	268	209	22	8	29
22:00	181	140	15	6	20
23:00	90	53	6	7	24
12H,7-19	8617	5783	1510	876	448
16H,6-22	10154	6901	1723	960	570
18H,6-24	10425	7094	1744	973	614
24H,0-24	10887	7365	1787	1030	705

12835 OXFORDSHIRE

Wed 08-Nov-23 to Tue 14-Nov-23

Site No: 12835220 Location Site 20 - A429, Oxford (W of A34)

Channel: Westbound

VEHICLE LENGTH

TIME PERIOD	TOTAL VEHICLES	<=5.2m	5.2-6.5	6.5-11.5	>11.5
Tue 21-Nov-23					
00:00	64	34	4	10	16
01:00	44	18	4	5	17
02:00	64	29	8	9	18
03:00	56	19	4	9	24
04:00	73	32	9	10	22
05:00	196	99	30	30	37
06:00	482	286	89	66	41
07:00	712	507	111	61	33
08:00	623	406	112	73	32
09:00	596	369	93	88	46
10:00	584	342	97	88	57
11:00	591	370	109	65	47
12:00	657	432	112	66	47
13:00	682	435	138	70	39
14:00	698	444	143	71	40
15:00	768	508	150	72	38
16:00	830	619	143	43	25
17:00	985	761	153	42	29
18:00	942	693	159	50	40
19:00	535	415	71	27	22
20:00	347	273	35	16	23
21:00	310	242	32	8	28
22:00	247	202	14	6	25
23:00	93	52	9	10	22
12H,7-19	8668	5886	1520	789	473
16H,6-22	10342	7102	1747	906	587
18H,6-24	10682	7356	1770	922	634
24H,0-24	11179	7587	1829	995	768

12835 **OXFORDSHIRE**

Wed 08-Nov-23 to Tue 14-Nov-23

Site No: 12835220 Location Site 20 - A429, Oxford (W of A34)

Channel: Westbound

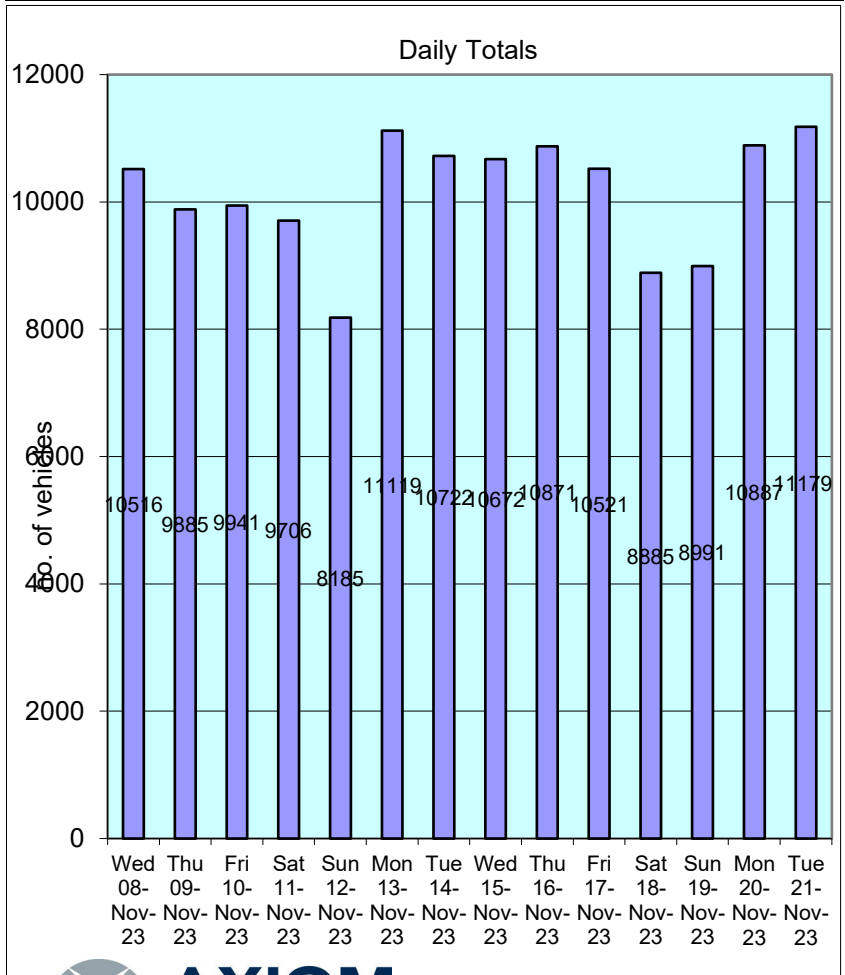
VEHICLE LENGTH

TIME PERIOD	TOTAL VEHICLES	<=5.2m	5.2-6.5	6.5-11.5	>11.5
Daily Totals					
Wed 08-Nov-23	10516	8896	585	977	58
Thu 09-Nov-23	9885	8266	601	964	54
Fri 10-Nov-23	9941	8487	541	872	41
Sat 11-Nov-23	9706	8909	428	355	14
Sun 12-Nov-23	8185	7550	374	243	18
Mon 13-Nov-23	11119	9481	671	911	56
Tue 14-Nov-23	10722	9112	619	942	49
Wed 15-Nov-23	10672	8187	1219	989	277
Thu 16-Nov-23	10871	7600	1658	945	668
Fri 17-Nov-23	10521	7409	1672	907	533
Sat 18-Nov-23	8885	7320	916	405	244
Sun 19-Nov-23	8991	7365	1010	375	241
Mon 20-Nov-23	10887	7365	1787	1030	705
Tue 21-Nov-23	11179	7587	1829	995	768
Total Vehicles					
[--]	142080	113534	13910	10910	3726

12835 OXFORDSHIRE
 Wed 08-Nov-23 to Tue 14-Nov-23
 Site No: 12835220 Location Site 20 - A429, Oxford (W of A34)
 Channel: Westbound

VEHICLE LENGTH

TIME PERIOD **TOTAL VEHICLES** **<=5.2m** **5.2-6.5** **6.5-11.5** **>11.5**



12835 OXFORDSHIRE Site No: 12835220 Location Site 20 - A429, Oxford (W of A34)
 Wed 08-Nov-23 to Tue 14-Nov-23 Channel: Westbound

TIME PERIOD	TOTAL VEHICLES	<=5.2m	%	5.2-6.5	%	6.5-11.5	%	>11.5	%
Wed 08-Nov-23									
00:00	98	69	70.4	2	2.0	24	24.5	3	3.1
01:00	75	44	58.7	4	5.3	24	32.0	3	4.0
02:00	57	30	52.6	5	8.8	20	35.1	2	3.5
03:00	73	40	54.8	5	6.8	28	38.4	0	0.0
04:00	87	45	51.7	5	5.7	35	40.2	2	2.3
05:00	157	111	70.7	15	9.6	28	17.8	3	1.9
06:00	394	311	78.9	27	6.9	55	14.0	1	0.3
07:00	591	521	88.2	30	5.1	38	6.4	2	0.3
08:00	482	399	82.8	34	7.1	49	10.2	0	0.0
09:00	491	397	80.9	33	6.7	59	12.0	2	0.4
10:00	556	443	79.7	40	7.2	68	12.2	5	0.9
11:00	578	458	79.2	52	9.0	66	11.4	2	0.3
12:00	580	491	84.7	33	5.7	54	9.3	2	0.3
13:00	613	491	80.1	44	7.2	71	11.6	7	1.1
14:00	693	579	83.5	37	5.3	74	10.7	3	0.4
15:00	764	675	88.4	41	5.4	44	5.8	4	0.5
16:00	803	712	88.7	46	5.7	41	5.1	4	0.5
17:00	858	790	92.1	38	4.4	27	3.1	3	0.3
18:00	915	841	91.9	34	3.7	37	4.0	3	0.3
19:00	653	576	88.2	37	5.7	40	6.1	0	0.0
20:00	381	345	90.6	4	1.0	30	7.9	2	0.5
21:00	300	263	87.7	14	4.7	23	7.7	0	0.0
22:00	217	187	86.2	3	1.4	22	10.1	5	2.3
23:00	100	78	78.0	2	2.0	20	20.0	0	0.0
12H,7-19	7924	6797	85.8	462	5.8	628	7.9	37	0.5
16H,6-22	9652	8292	85.9	544	5.6	776	8.0	40	0.4
18H,6-24	9969	8557	85.8	549	5.5	818	8.2	45	0.5
24H,0-24	10516	8896	84.6	585	5.6	977	9.3	58	0.6

12835 OXFORDSHIRE Site No: 12835220 Location Site 20 - A429, Oxford (W of A34)
 Wed 08-Nov-23 to Tue 14-Nov-23 Channel: Westbound

TIME PERIOD	TOTAL VEHICLES	<=5.2m	%	5.2-6.5	%	6.5-11.5	%	>11.5	%
Thu 09-Nov-23									
00:00	90	58	64.4	3	3.3	28	31.1	1	1.1
01:00	69	28	40.6	5	7.2	36	52.2	0	0.0
02:00	62	37	59.7	4	6.5	21	33.9	0	0.0
03:00	64	23	35.9	5	7.8	34	53.1	2	3.1
04:00	68	40	58.8	4	5.9	24	35.3	0	0.0
05:00	173	121	69.9	11	6.4	39	22.5	2	1.2
06:00	468	366	78.2	40	8.5	60	12.8	2	0.4
07:00	556	482	86.7	31	5.6	40	7.2	3	0.5
08:00	466	375	80.5	43	9.2	45	9.7	3	0.6
09:00	514	412	80.2	40	7.8	59	11.5	3	0.6
10:00	542	434	80.1	31	5.7	73	13.5	4	0.7
11:00	543	431	79.4	43	7.9	66	12.2	3	0.6
12:00	587	474	80.7	47	8.0	63	10.7	3	0.5
13:00	671	552	82.3	40	6.0	75	11.2	4	0.6
14:00	668	572	85.6	37	5.5	56	8.4	3	0.4
15:00	693	600	86.6	38	5.5	51	7.4	4	0.6
16:00	766	680	88.8	45	5.9	38	5.0	3	0.4
17:00	900	823	91.4	54	6.0	23	2.6	0	0.0
18:00	832	757	91.0	37	4.4	33	4.0	5	0.6
19:00	237	219	92.4	3	1.3	13	5.5	2	0.8
20:00	306	256	83.7	19	6.2	29	9.5	2	0.7
21:00	297	268	90.2	9	3.0	19	6.4	1	0.3
22:00	207	178	86.0	9	4.3	20	9.7	0	0.0
23:00	106	80	75.5	3	2.8	19	17.9	4	3.8
12H,7-19	7738	6592	85.2	486	6.3	622	8.0	38	0.5
16H,6-22	9046	7701	85.1	557	6.2	743	8.2	45	0.5
18H,6-24	9359	7959	85.0	569	6.1	782	8.4	49	0.5
24H,0-24	9885	8266	83.6	601	6.1	964	9.8	54	0.5

12835 OXFORDSHIRE Site No: 12835220 Location Site 20 - A429, Oxford (W of A34)
 Wed 08-Nov-23 to Tue 14-Nov-23 Channel: Westbound

TIME PERIOD	TOTAL VEHICLES	<=5.2m	%	5.2-6.5	%	6.5-11.5	%	>11.5	%
Fri 10-Nov-23									
00:00	64	40	62.5	2	3.1	22	34.4	0	0.0
01:00	52	24	46.2	3	5.8	25	48.1	0	0.0
02:00	42	23	54.8	1	2.4	18	42.9	0	0.0
03:00	48	19	39.6	1	2.1	26	54.2	2	4.2
04:00	62	29	46.8	3	4.8	30	48.4	0	0.0
05:00	161	119	73.9	11	6.8	30	18.6	1	0.6
06:00	402	317	78.9	34	8.5	51	12.7	0	0.0
07:00	531	437	82.3	39	7.3	52	9.8	3	0.6
08:00	410	331	80.7	24	5.9	54	13.2	1	0.2
09:00	447	361	80.8	33	7.4	48	10.7	5	1.1
10:00	494	395	80.0	33	6.7	61	12.3	5	1.0
11:00	572	470	82.2	28	4.9	70	12.2	4	0.7
12:00	630	551	87.5	36	5.7	39	6.2	4	0.6
13:00	606	514	84.8	38	6.3	49	8.1	5	0.8
14:00	678	585	86.3	34	5.0	57	8.4	2	0.3
15:00	747	659	88.2	39	5.2	47	6.3	2	0.3
16:00	831	734	88.3	57	6.9	38	4.6	2	0.2
17:00	832	774	93.0	38	4.6	19	2.3	1	0.1
18:00	779	722	92.7	29	3.7	26	3.3	2	0.3
19:00	563	510	90.6	18	3.2	33	5.9	2	0.4
20:00	368	330	89.7	19	5.2	19	5.2	0	0.0
21:00	255	220	86.3	13	5.1	22	8.6	0	0.0
22:00	223	198	88.8	5	2.2	20	9.0	0	0.0
23:00	144	125	86.8	3	2.1	16	11.1	0	0.0
12H,7-19	7557	6533	86.4	428	5.7	560	7.4	36	0.5
16H,6-22	9145	7910	86.5	512	5.6	685	7.5	38	0.4
18H,6-24	9512	8233	86.6	520	5.5	721	7.6	38	0.4
24H,0-24	9941	8487	85.4	541	5.4	872	8.8	41	0.4

12835 OXFORDSHIRE Site No: 12835220 Location Site 20 - A429, Oxford (W of A34)
 Wed 08-Nov-23 to Tue 14-Nov-23 Channel: Westbound

TIME PERIOD	TOTAL VEHICLES	<=5.2m	%	5.2-6.5	%	6.5-11.5	%	>11.5	%
Sat 11-Nov-23									
00:00	60	44	73.3	0	0.0	16	26.7	0	0.0
01:00	39	28	71.8	1	2.6	9	23.1	1	2.6
02:00	47	31	66.0	2	4.3	14	29.8	0	0.0
03:00	43	23	53.5	1	2.3	19	44.2	0	0.0
04:00	42	21	50.0	3	7.1	18	42.9	0	0.0
05:00	82	64	78.0	2	2.4	16	19.5	0	0.0
06:00	152	130	85.5	2	1.3	19	12.5	1	0.7
07:00	270	228	84.4	20	7.4	21	7.8	1	0.4
08:00	391	359	91.8	13	3.3	18	4.6	1	0.3
09:00	556	520	93.5	19	3.4	17	3.1	0	0.0
10:00	602	550	91.4	39	6.5	11	1.8	2	0.3
11:00	641	595	92.8	28	4.4	16	2.5	2	0.3
12:00	738	690	93.5	32	4.3	16	2.2	0	0.0
13:00	637	584	91.7	37	5.8	15	2.4	1	0.2
14:00	703	657	93.5	29	4.1	15	2.1	2	0.3
15:00	760	705	92.8	41	5.4	14	1.8	0	0.0
16:00	817	770	94.2	31	3.8	16	2.0	0	0.0
17:00	862	808	93.7	37	4.3	15	1.7	2	0.2
18:00	762	716	94.0	33	4.3	13	1.7	0	0.0
19:00	481	439	91.3	25	5.2	17	3.5	0	0.0
20:00	330	304	92.1	15	4.5	11	3.3	0	0.0
21:00	274	263	96.0	2	0.7	9	3.3	0	0.0
22:00	222	208	93.7	3	1.4	11	5.0	0	0.0
23:00	195	172	88.2	13	6.7	9	4.6	1	0.5
12H,7-19	7739	7182	92.8	359	4.6	187	2.4	11	0.1
16H,6-22	8976	8318	92.7	403	4.5	243	2.7	12	0.1
18H,6-24	9393	8698	92.6	419	4.5	263	2.8	13	0.1
24H,0-24	9706	8909	91.8	428	4.4	355	3.7	14	0.1

12835 OXFORDSHIRE Site No: 12835220 Location Site 20 - A429, Oxford (W of A34)
 Wed 08-Nov-23 to Tue 14-Nov-23 Channel: Westbound

TIME PERIOD	TOTAL VEHICLES	<=5.2m	%	5.2-6.5	%	6.5-11.5	%	>11.5	%
Sun 12-Nov-23									
00:00	108	103	95.4	1	0.9	4	3.7	0	0.0
01:00	49	36	73.5	0	0.0	12	24.5	1	2.0
02:00	34	29	85.3	0	0.0	5	14.7	0	0.0
03:00	36	25	69.4	0	0.0	11	30.6	0	0.0
04:00	28	19	67.9	1	3.6	7	25.0	1	3.6
05:00	60	49	81.7	0	0.0	11	18.3	0	0.0
06:00	60	49	81.7	0	0.0	10	16.7	1	1.7
07:00	110	96	87.3	1	0.9	12	10.9	1	0.9
08:00	228	209	91.7	4	1.8	15	6.6	0	0.0
09:00	379	344	90.8	21	5.5	12	3.2	2	0.5
10:00	506	471	93.1	23	4.5	11	2.2	1	0.2
11:00	612	568	92.8	35	5.7	9	1.5	0	0.0
12:00	732	684	93.4	38	5.2	9	1.2	1	0.1
13:00	751	696	92.7	43	5.7	11	1.5	1	0.1
14:00	738	693	93.9	36	4.9	8	1.1	1	0.1
15:00	777	721	92.8	39	5.0	16	2.1	1	0.1
16:00	732	680	92.9	38	5.2	13	1.8	1	0.1
17:00	567	530	93.5	30	5.3	5	0.9	2	0.4
18:00	361	333	92.2	17	4.7	9	2.5	2	0.6
19:00	424	389	91.7	21	5.0	13	3.1	1	0.2
20:00	381	355	93.2	13	3.4	13	3.4	0	0.0
21:00	258	247	95.7	6	2.3	5	1.9	0	0.0
22:00	159	142	89.3	4	2.5	12	7.5	1	0.6
23:00	95	82	86.3	3	3.2	10	10.5	0	0.0
12H,7-19	6493	6025	92.8	325	5.0	130	2.0	13	0.2
16H,6-22	7616	7065	92.8	365	4.8	171	2.2	15	0.2
18H,6-24	7870	7289	92.6	372	4.7	193	2.5	16	0.2
24H,0-24	8185	7550	92.2	374	4.6	243	3.0	18	0.2

12835 OXFORDSHIRE Site No: 12835220 Location Site 20 - A429, Oxford (W of A34)
 Wed 08-Nov-23 to Tue 14-Nov-23 Channel: Westbound

TIME PERIOD	TOTAL VEHICLES	<=5.2m	%	5.2-6.5	%	6.5-11.5	%	>11.5	%
Mon 13-Nov-23									
00:00	58	45	77.6	1	1.7	12	20.7	0	0.0
01:00	37	14	37.8	14	37.8	8	21.6	1	2.7
02:00	26	16	61.5	1	3.8	8	30.8	1	3.8
03:00	37	14	37.8	3	8.1	20	54.1	0	0.0
04:00	58	38	65.5	2	3.4	17	29.3	1	1.7
05:00	178	143	80.3	3	1.7	31	17.4	1	0.6
06:00	455	366	80.4	28	6.2	58	12.7	3	0.7
07:00	764	669	87.6	54	7.1	39	5.1	2	0.3
08:00	749	631	84.2	60	8.0	55	7.3	3	0.4
09:00	679	559	82.3	44	6.5	71	10.5	5	0.7
10:00	616	501	81.3	45	7.3	66	10.7	4	0.6
11:00	634	526	83.0	39	6.2	62	9.8	7	1.1
12:00	607	504	83.0	39	6.4	63	10.4	1	0.2
13:00	681	570	83.7	49	7.2	58	8.5	4	0.6
14:00	699	597	85.4	41	5.9	57	8.2	4	0.6
15:00	862	735	85.3	62	7.2	60	7.0	5	0.6
16:00	913	821	89.9	34	3.7	54	5.9	4	0.4
17:00	939	859	91.5	44	4.7	35	3.7	1	0.1
18:00	792	708	89.4	48	6.1	32	4.0	4	0.5
19:00	492	447	90.9	23	4.7	22	4.5	0	0.0
20:00	330	279	84.5	18	5.5	30	9.1	3	0.9
21:00	242	204	84.3	18	7.4	20	8.3	0	0.0
22:00	209	186	89.0	1	0.5	21	10.0	1	0.5
23:00	62	49	79.0	0	0.0	12	19.4	1	1.6
12H,7-19	8935	7680	86.0	559	6.3	652	7.3	44	0.5
16H,6-22	10454	8976	85.9	646	6.2	782	7.5	50	0.5
18H,6-24	10725	9211	85.9	647	6.0	815	7.6	52	0.5
24H,0-24	11119	9481	85.3	671	6.0	911	8.2	56	0.5

12835 OXFORDSHIRE Site No: 12835220 Location Site 20 - A429, Oxford (W of A34)
 Wed 08-Nov-23 to Tue 14-Nov-23 Channel: Westbound

TIME PERIOD	TOTAL VEHICLES	<=5.2m	%	5.2-6.5	%	6.5-11.5	%	>11.5	%
Tue 14-Nov-23									
00:00	42	22	52.4	4	9.5	16	38.1	0	0.0
01:00	32	12	37.5	1	3.1	17	53.1	2	6.3
02:00	38	26	68.4	2	5.3	10	26.3	0	0.0
03:00	27	10	37.0	3	11.1	13	48.1	1	3.7
04:00	47	31	66.0	4	8.5	12	25.5	0	0.0
05:00	154	122	79.2	5	3.2	25	16.2	2	1.3
06:00	421	334	79.3	35	8.3	48	11.4	4	1.0
07:00	643	559	86.9	31	4.8	49	7.6	4	0.6
08:00	619	513	82.9	46	7.4	58	9.4	2	0.3
09:00	536	435	81.2	32	6.0	67	12.5	2	0.4
10:00	590	469	79.5	44	7.5	74	12.5	3	0.5
11:00	591	484	81.9	42	7.1	64	10.8	1	0.2
12:00	666	553	83.0	36	5.4	69	10.4	8	1.2
13:00	668	556	83.2	50	7.5	61	9.1	1	0.1
14:00	743	637	85.7	38	5.1	63	8.5	5	0.7
15:00	848	736	86.8	48	5.7	60	7.1	4	0.5
16:00	883	779	88.2	54	6.1	49	5.5	1	0.1
17:00	1005	918	91.3	45	4.5	40	4.0	2	0.2
18:00	877	787	89.7	46	5.2	42	4.8	2	0.2
19:00	561	504	89.8	26	4.6	31	5.5	0	0.0
20:00	370	317	85.7	21	5.7	28	7.6	4	1.1
21:00	218	200	91.7	3	1.4	15	6.9	0	0.0
22:00	96	77	80.2	2	2.1	16	16.7	1	1.0
23:00	47	31	66.0	1	2.1	15	31.9	0	0.0
12H,7-19	8669	7426	85.7	512	5.9	696	8.0	35	0.4
16H,6-22	10239	8781	85.8	597	5.8	818	8.0	43	0.4
18H,6-24	10382	8889	85.6	600	5.8	849	8.2	44	0.4
24H,0-24	10722	9112	85.0	619	5.8	942	8.8	49	0.5

12835 OXFORDSHIRE Site No: 12835220 Location Site 20 - A429, Oxford (W of A34)
 Wed 08-Nov-23 to Tue 14-Nov-23 Channel: Westbound

TIME PERIOD	TOTAL VEHICLES	<=5.2m	%	5.2-6.5	%	6.5-11.5	%	>11.5	%
Wed 15-Nov-23									
00:00	39	24	61.5	2	5.1	13	33.3	0	0.0
01:00	38	17	44.7	2	5.3	19	50.0	0	0.0
02:00	40	27	67.5	1	2.5	12	30.0	0	0.0
03:00	19	11	57.9	2	10.5	6	31.6	0	0.0
04:00	63	33	52.4	4	6.3	26	41.3	0	0.0
05:00	185	143	77.3	13	7.0	29	15.7	0	0.0
06:00	493	381	77.3	36	7.3	69	14.0	7	1.4
07:00	672	577	85.9	43	6.4	51	7.6	1	0.1
08:00	591	506	85.6	32	5.4	51	8.6	2	0.3
09:00	510	410	80.4	32	6.3	63	12.4	5	1.0
10:00	634	496	78.2	45	7.1	91	14.4	2	0.3
11:00	578	488	84.4	35	6.1	49	8.5	6	1.0
12:00	642	538	83.8	51	7.9	51	7.9	2	0.3
13:00	566	478	84.5	33	5.8	52	9.2	3	0.5
14:00	561	198	35.3	192	34.2	123	21.9	48	8.6
15:00	848	589	69.5	137	16.2	94	11.1	28	3.3
16:00	879	654	74.4	152	17.3	44	5.0	29	3.3
17:00	1034	824	79.7	146	14.1	47	4.5	17	1.6
18:00	882	685	77.7	120	13.6	38	4.3	39	4.4
19:00	621	487	78.4	73	11.8	30	4.8	31	5.0
20:00	425	344	80.9	40	9.4	21	4.9	20	4.7
21:00	185	151	81.6	12	6.5	6	3.2	16	8.6
22:00	106	84	79.2	9	8.5	3	2.8	10	9.4
23:00	61	42	68.9	7	11.5	1	1.6	11	18.0
12H,7-19	8397	6443	76.7	1018	12.1	754	9.0	182	2.2
16H,6-22	10121	7806	77.1	1179	11.6	880	8.7	256	2.5
18H,6-24	10288	7932	77.1	1195	11.6	884	8.6	277	2.7
24H,0-24	10672	8187	76.7	1219	11.4	989	9.3	277	2.6

12835 OXFORDSHIRE Site No: 12835220 Location Site 20 - A429, Oxford (W of A34)
 Wed 08-Nov-23 to Tue 14-Nov-23 Channel: Westbound

TIME PERIOD	TOTAL VEHICLES	<=5.2m	%	5.2-6.5	%	6.5-11.5	%	>11.5	%
Thu 16-Nov-23									
00:00	48	21	43.8	4	8.3	6	12.5	17	35.4
01:00	38	11	28.9	4	10.5	3	7.9	20	52.6
02:00	47	27	57.4	2	4.3	4	8.5	14	29.8
03:00	30	10	33.3	2	6.7	6	20.0	12	40.0
04:00	76	30	39.5	7	9.2	17	22.4	22	28.9
05:00	173	108	62.4	16	9.2	21	12.1	28	16.2
06:00	413	241	58.4	80	19.4	47	11.4	45	10.9
07:00	651	444	68.2	114	17.5	53	8.1	40	6.1
08:00	598	423	70.7	80	13.4	60	10.0	35	5.9
09:00	566	346	61.1	98	17.3	87	15.4	35	6.2
10:00	555	363	65.4	87	15.7	58	10.5	47	8.5
11:00	615	395	64.2	95	15.4	83	13.5	42	6.8
12:00	660	421	63.8	115	17.4	91	13.8	33	5.0
13:00	700	486	69.4	107	15.3	72	10.3	35	5.0
14:00	722	491	68.0	116	16.1	75	10.4	40	5.5
15:00	798	547	68.5	134	16.8	76	9.5	41	5.1
16:00	900	692	76.9	146	16.2	39	4.3	23	2.6
17:00	966	740	76.6	154	15.9	47	4.9	25	2.6
18:00	935	727	77.8	138	14.8	47	5.0	23	2.5
19:00	640	497	77.7	87	13.6	24	3.8	32	5.0
20:00	392	309	78.8	44	11.2	18	4.6	21	5.4
21:00	157	134	85.4	12	7.6	3	1.9	8	5.1
22:00	120	91	75.8	12	10.0	5	4.2	12	10.0
23:00	71	46	64.8	4	5.6	3	4.2	18	25.4
12H,7-19	8666	6075	70.1	1384	16.0	788	9.1	419	4.8
16H,6-22	10268	7256	70.7	1607	15.7	880	8.6	525	5.1
18H,6-24	10459	7393	70.7	1623	15.5	888	8.5	555	5.3
24H,0-24	10871	7600	69.9	1658	15.3	945	8.7	668	6.1

12835 OXFORDSHIRE Site No: 12835220 Location Site 20 - A429, Oxford (W of A34)
 Wed 08-Nov-23 to Tue 14-Nov-23 Channel: Westbound

TIME PERIOD	TOTAL VEHICLES	<=5.2m	%	5.2-6.5	%	6.5-11.5	%	>11.5	%
Fri 17-Nov-23									
00:00	43	27	62.8	2	4.7	3	7.0	11	25.6
01:00	36	10	27.8	3	8.3	5	13.9	18	50.0
02:00	46	28	60.9	1	2.2	3	6.5	14	30.4
03:00	25	9	36.0	2	8.0	1	4.0	13	52.0
04:00	69	29	42.0	4	5.8	13	18.8	23	33.3
05:00	172	103	59.9	15	8.7	26	15.1	28	16.3
06:00	397	245	61.7	61	15.4	51	12.8	40	10.1
07:00	319	227	71.2	43	13.5	29	9.1	20	6.3
08:00	650	444	68.3	101	15.5	76	11.7	29	4.5
09:00	526	328	62.4	99	18.8	69	13.1	30	5.7
10:00	654	421	64.4	113	17.3	78	11.9	42	6.4
11:00	600	384	64.0	116	19.3	65	10.8	35	5.8
12:00	650	429	66.0	112	17.2	74	11.4	35	5.4
13:00	659	432	65.6	117	17.8	75	11.4	35	5.3
14:00	800	578	72.3	125	15.6	66	8.3	31	3.9
15:00	867	579	66.8	186	21.5	77	8.9	25	2.9
16:00	908	683	75.2	151	16.6	54	5.9	20	2.2
17:00	937	732	78.1	148	15.8	45	4.8	12	1.3
18:00	790	618	78.2	103	13.0	44	5.6	25	3.2
19:00	562	440	78.3	84	14.9	25	4.4	13	2.3
20:00	366	295	80.6	41	11.2	19	5.2	11	3.0
21:00	217	183	84.3	20	9.2	6	2.8	8	3.7
22:00	136	110	80.9	16	11.8	0	0.0	10	7.4
23:00	92	75	81.5	9	9.8	3	3.3	5	5.4
12H,7-19	8360	5855	70.0	1414	16.9	752	9.0	339	4.1
16H,6-22	9902	7018	70.9	1620	16.4	853	8.6	411	4.2
18H,6-24	10130	7203	71.1	1645	16.2	856	8.5	426	4.2
24H,0-24	10521	7409	70.4	1672	15.9	907	8.6	533	5.1

12835 OXFORDSHIRE Site No: 12835220 Location Site 20 - A429, Oxford (W of A34)
 Wed 08-Nov-23 to Tue 14-Nov-23 Channel: Westbound

TIME PERIOD	TOTAL VEHICLES	<=5.2m	%	5.2-6.5	%	6.5-11.5	%	>11.5	%
Sat 18-Nov-23									
00:00	46	36	78.3	3	6.5	2	4.3	5	10.9
01:00	37	17	45.9	3	8.1	4	10.8	13	35.1
02:00	40	25	62.5	5	12.5	4	10.0	6	15.0
03:00	64	42	65.6	1	1.6	8	12.5	13	20.3
04:00	47	12	25.5	5	10.6	11	23.4	19	40.4
05:00	84	54	64.3	9	10.7	8	9.5	13	15.5
06:00	146	102	69.9	13	8.9	17	11.6	14	9.6
07:00	278	197	70.9	34	12.2	27	9.7	20	7.2
08:00	405	320	79.0	45	11.1	30	7.4	10	2.5
09:00	525	432	82.3	54	10.3	30	5.7	9	1.7
10:00	661	546	82.6	58	8.8	44	6.7	13	2.0
11:00	553	486	87.9	44	8.0	19	3.4	4	0.7
12:00	360	318	88.3	30	8.3	9	2.5	3	0.8
13:00	686	567	82.7	80	11.7	26	3.8	13	1.9
14:00	686	571	83.2	75	10.9	32	4.7	8	1.2
15:00	733	607	82.8	95	13.0	21	2.9	10	1.4
16:00	782	652	83.4	87	11.1	31	4.0	12	1.5
17:00	697	585	83.9	87	12.5	15	2.2	10	1.4
18:00	565	479	84.8	59	10.4	17	3.0	10	1.8
19:00	482	398	82.6	49	10.2	26	5.4	9	1.9
20:00	323	272	84.2	28	8.7	13	4.0	10	3.1
21:00	240	207	86.3	20	8.3	6	2.5	7	2.9
22:00	226	203	89.8	15	6.6	3	1.3	5	2.2
23:00	219	192	87.7	17	7.8	2	0.9	8	3.7
12H,7-19	6931	5760	83.1	748	10.8	301	4.3	122	1.8
16H,6-22	8122	6739	83.0	858	10.6	363	4.5	162	2.0
18H,6-24	8567	7134	83.3	890	10.4	368	4.3	175	2.0
24H,0-24	8885	7320	82.4	916	10.3	405	4.6	244	2.7

12835 OXFORDSHIRE Site No: 12835220 Location Site 20 - A429, Oxford (W of A34)
 Wed 08-Nov-23 to Tue 14-Nov-23 Channel: Westbound

TIME PERIOD	TOTAL VEHICLES	<=5.2m	%	5.2-6.5	%	6.5-11.5	%	>11.5	%
Sun 19-Nov-23									
00:00	91	74	81.3	8	8.8	1	1.1	8	8.8
01:00	71	58	81.7	4	5.6	2	2.8	7	9.9
02:00	41	29	70.7	1	2.4	1	2.4	10	24.4
03:00	28	14	50.0	2	7.1	2	7.1	10	35.7
04:00	41	23	56.1	5	12.2	3	7.3	10	24.4
05:00	58	41	70.7	6	10.3	5	8.6	6	10.3
06:00	91	60	65.9	11	12.1	4	4.4	16	17.6
07:00	164	124	75.6	20	12.2	10	6.1	10	6.1
08:00	235	187	79.6	27	11.5	9	3.8	12	5.1
09:00	438	365	83.3	44	10.0	20	4.6	9	2.1
10:00	531	439	82.7	62	11.7	24	4.5	6	1.1
11:00	641	533	83.2	65	10.1	31	4.8	12	1.9
12:00	746	623	83.5	89	11.9	26	3.5	8	1.1
13:00	733	623	85.0	74	10.1	25	3.4	11	1.5
14:00	708	601	84.9	68	9.6	30	4.2	9	1.3
15:00	775	662	85.4	78	10.1	27	3.5	8	1.0
16:00	804	652	81.1	98	12.2	41	5.1	13	1.6
17:00	739	599	81.1	96	13.0	35	4.7	9	1.2
18:00	599	483	80.6	81	13.5	23	3.8	12	2.0
19:00	477	394	82.6	58	12.2	16	3.4	9	1.9
20:00	402	316	78.6	59	14.7	16	4.0	11	2.7
21:00	272	224	82.4	27	9.9	8	2.9	13	4.8
22:00	188	148	78.7	16	8.5	10	5.3	14	7.4
23:00	118	93	78.8	11	9.3	6	5.1	8	6.8
12H,7-19	7113	5891	82.8	802	11.3	301	4.2	119	1.7
16H,6-22	8355	6885	82.4	957	11.5	345	4.1	168	2.0
18H,6-24	8661	7126	82.3	984	11.4	361	4.2	190	2.2
24H,0-24	8991	7365	81.9	1010	11.2	375	4.2	241	2.7

12835 OXFORDSHIRE Site No: 12835220 Location Site 20 - A429, Oxford (W of A34)
 Wed 08-Nov-23 to Tue 14-Nov-23 Channel: Westbound

TIME PERIOD	TOTAL VEHICLES	<=5.2m	%	5.2-6.5	%	6.5-11.5	%	>11.5	%
Mon 20-Nov-23									
00:00	63	42	66.7	5	7.9	5	7.9	11	17.5
01:00	38	22	57.9	3	7.9	5	13.2	8	21.1
02:00	39	19	48.7	5	12.8	7	17.9	8	20.5
03:00	43	19	44.2	3	7.0	7	16.3	14	32.6
04:00	74	34	45.9	7	9.5	9	12.2	24	32.4
05:00	205	135	65.9	20	9.8	24	11.7	26	12.7
06:00	434	255	58.8	93	21.4	45	10.4	41	9.4
07:00	704	470	66.8	125	17.8	78	11.1	31	4.4
08:00	578	383	66.3	95	16.4	64	11.1	36	6.2
09:00	565	345	61.1	102	18.1	74	13.1	44	7.8
10:00	595	362	60.8	92	15.5	90	15.1	51	8.6
11:00	609	380	62.4	105	17.2	85	14.0	39	6.4
12:00	604	363	60.1	104	17.2	92	15.2	45	7.5
13:00	708	450	63.6	137	19.4	79	11.2	42	5.9
14:00	774	487	62.9	156	20.2	80	10.3	51	6.6
15:00	837	567	67.7	158	18.9	82	9.8	30	3.6
16:00	916	670	73.1	164	17.9	55	6.0	27	2.9
17:00	933	682	73.1	167	17.9	55	5.9	29	3.1
18:00	794	624	78.6	105	13.2	42	5.3	23	2.9
19:00	490	384	78.4	63	12.9	14	2.9	29	5.9
20:00	345	270	78.3	35	10.1	17	4.9	23	6.7
21:00	268	209	78.0	22	8.2	8	3.0	29	10.8
22:00	181	140	77.3	15	8.3	6	3.3	20	11.0
23:00	90	53	58.9	6	6.7	7	7.8	24	26.7
12H,7-19	8617	5783	67.1	1510	17.5	876	10.2	448	5.2
16H,6-22	10154	6901	68.0	1723	17.0	960	9.5	570	5.6
18H,6-24	10425	7094	68.0	1744	16.7	973	9.3	614	5.9
24H,0-24	10887	7365	67.6	1787	16.4	1030	9.5	705	6.5

12835 OXFORDSHIRE Site No: 12835220 Location Site 20 - A429, Oxford (W of A34)
 Wed 08-Nov-23 to Tue 14-Nov-23 Channel: Westbound

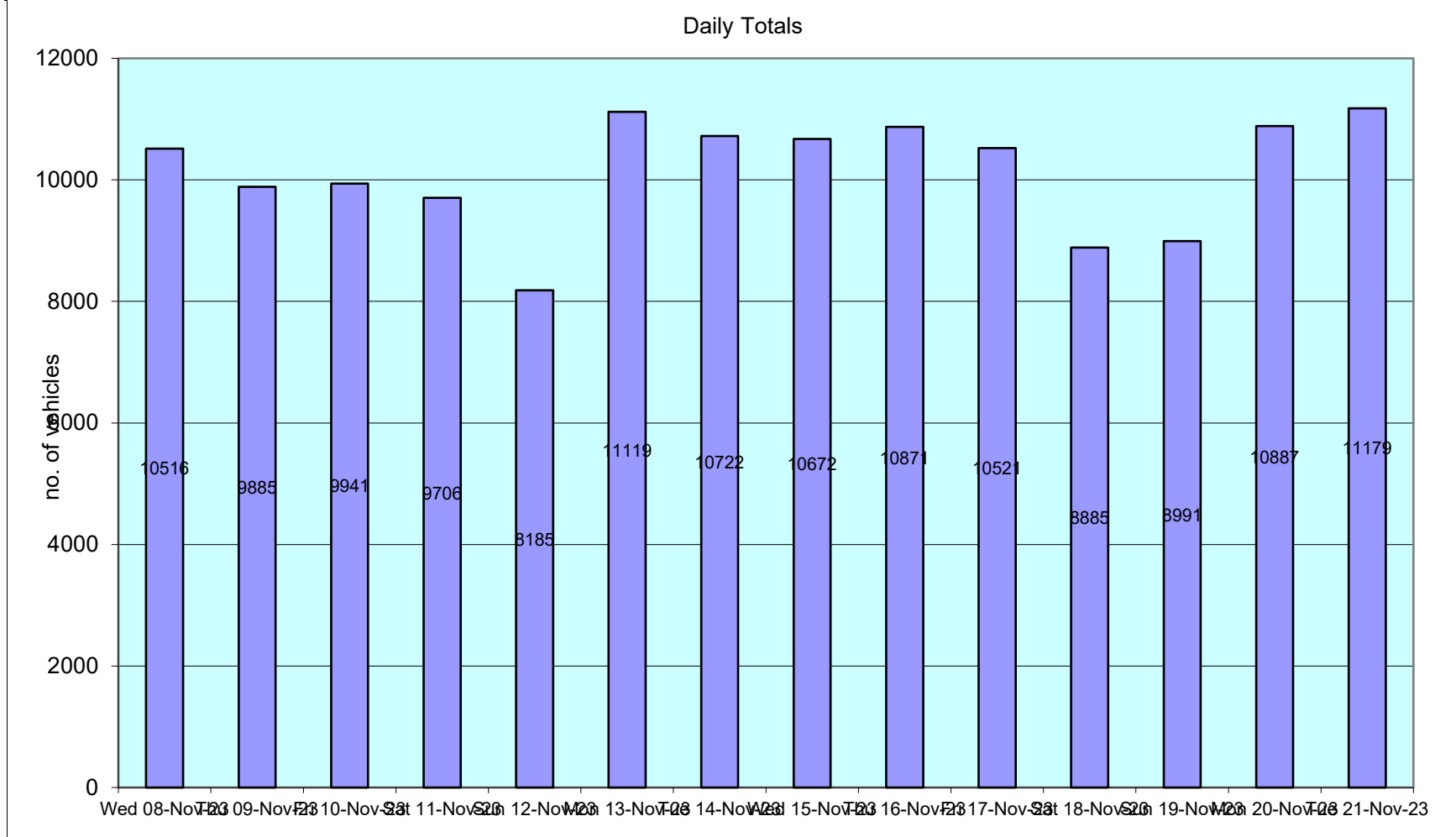
TIME PERIOD	TOTAL VEHICLES	<=5.2m	%	5.2-6.5	%	6.5-11.5	%	>11.5	%
Tue 21-Nov-23									
00:00	64	34	53.1	4	6.3	10	15.6	16	25.0
01:00	44	18	40.9	4	9.1	5	11.4	17	38.6
02:00	64	29	45.3	8	12.5	9	14.1	18	28.1
03:00	56	19	33.9	4	7.1	9	16.1	24	42.9
04:00	73	32	43.8	9	12.3	10	13.7	22	30.1
05:00	196	99	50.5	30	15.3	30	15.3	37	18.9
06:00	482	286	59.3	89	18.5	66	13.7	41	8.5
07:00	712	507	71.2	111	15.6	61	8.6	33	4.6
08:00	623	406	65.2	112	18.0	73	11.7	32	5.1
09:00	596	369	61.9	93	15.6	88	14.8	46	7.7
10:00	584	342	58.6	97	16.6	88	15.1	57	9.8
11:00	591	370	62.6	109	18.4	65	11.0	47	8.0
12:00	657	432	65.8	112	17.0	66	10.0	47	7.2
13:00	682	435	63.8	138	20.2	70	10.3	39	5.7
14:00	698	444	63.6	143	20.5	71	10.2	40	5.7
15:00	768	508	66.1	150	19.5	72	9.4	38	4.9
16:00	830	619	74.6	143	17.2	43	5.2	25	3.0
17:00	985	761	77.3	153	15.5	42	4.3	29	2.9
18:00	942	693	73.6	159	16.9	50	5.3	40	4.2
19:00	535	415	77.6	71	13.3	27	5.0	22	4.1
20:00	347	273	78.7	35	10.1	16	4.6	23	6.6
21:00	310	242	78.1	32	10.3	8	2.6	28	9.0
22:00	247	202	81.8	14	5.7	6	2.4	25	10.1
23:00	93	52	55.9	9	9.7	10	10.8	22	23.7
12H,7-19	8668	5886	67.9	1520	17.5	789	9.1	473	5.5
16H,6-22	10342	7102	68.7	1747	16.9	906	8.8	587	5.7
18H,6-24	10682	7356	68.9	1770	16.6	922	8.6	634	5.9
24H,0-24	11179	7587	67.9	1829	16.4	995	8.9	768	6.9

12835 OXFORDSHIRE Site No: 12835220 Location Site 20 - A429, Oxford (W of A34)
 Wed 08-Nov-23 to Tue 14-Nov-23 Channel: Westbound

TIME PERIOD	TOTAL VEHICLES	<=5.2m	%	5.2-6.5	%	6.5-11.5	%	>11.5	%
Daily Totals									
Wed 08-Nov-23	10516	8896	84.6	585	5.6	977	9.3	58	0.6
Thu 09-Nov-23	9885	8266	83.6	601	6.1	964	9.8	54	0.5
Fri 10-Nov-23	9941	8487	85.4	541	5.4	872	8.8	41	0.4
Sat 11-Nov-23	9706	8909	91.8	428	4.4	355	3.7	14	0.1
Sun 12-Nov-23	8185	7550	92.2	374	4.6	243	3.0	18	0.2
Mon 13-Nov-23	11119	9481	85.3	671	6.0	911	8.2	56	0.5
Tue 14-Nov-23	10722	9112	85.0	619	5.8	942	8.8	49	0.5
Wed 15-Nov-23	10672	8187	76.7	1219	11.4	989	9.3	277	2.6
Thu 16-Nov-23	10871	7600	69.9	1658	15.3	945	8.7	668	6.1
Fri 17-Nov-23	10521	7409	70.4	1672	15.9	907	8.6	533	5.1
Sat 18-Nov-23	8885	7320	82.4	916	10.3	405	4.6	244	2.7
Sun 19-Nov-23	8991	7365	81.9	1010	11.2	375	4.2	241	2.7
Mon 20-Nov-23	10887	7365	67.6	1787	16.4	1030	9.5	705	6.5
Tue 21-Nov-23	11179	7587	67.9	1829	16.4	995	8.9	768	6.9

12835 OXFORDSHIRE Site No: 12835220 Location Site 20 - A429, Oxford (W of A34)
 Wed 08-Nov-23 to Tue 14-Nov-23 Channel: Westbound

TIME PERIOD	TOTAL VEHICLES	<=5.2m	%	5.2-6.5	%	6.5-11.5	%	>11.5	%
Total Vehicles									
[--]	142080	113534	80.3	13910	9.6	10910	7.5	3726	2.5



12835 OXFORDSHIRE Site No: 12835220 Location Site 20 - A429, Oxford (W of A34)
 Wed 08-Nov-23 to Tue 14-Nov-23 Channel: Westbound

Time Period	Total Vehicles	85%ile Speed	Mean Speed	Stand Dev.	<41Mph	41-<46	46-<51	51-<56	56-<61	61-<66	66-<71	71-<76	76-<81	81-<86	86-<91	91-<96	=>96
Wed 08-Nov-23																	
00:00	98	-	33.2	5.3	95	2	0	1	0	0	0	0	0	0	0	0	0
01:00	75	-	32.9	4.9	74	1	0	0	0	0	0	0	0	0	0	0	0
02:00	57	-	32.8	4.8	57	0	0	0	0	0	0	0	0	0	0	0	0
03:00	73	-	33.5	5.6	69	3	0	1	0	0	0	0	0	0	0	0	0
04:00	87	-	33	5	86	0	1	0	0	0	0	0	0	0	0	0	0
05:00	157	-	33.1	5	152	5	0	0	0	0	0	0	0	0	0	0	0
06:00	394	-	33.1	5	385	8	1	0	0	0	0	0	0	0	0	0	0
07:00	591	-	33.2	5.2	572	15	3	1	0	0	0	0	0	0	0	0	0
08:00	482	-	33.3	5.3	460	19	2	1	0	0	0	0	0	0	0	0	0
09:00	491	-	33.2	5.1	476	12	3	0	0	0	0	0	0	0	0	0	0
10:00	556	-	33	4.9	548	8	0	0	0	0	0	0	0	0	0	0	0
11:00	578	-	33.2	5.2	559	15	3	0	0	1	0	0	0	0	0	0	0
12:00	580	-	33.1	5	563	17	0	0	0	0	0	0	0	0	0	0	0
13:00	613	-	33.1	5.1	595	15	3	0	0	0	0	0	0	0	0	0	0
14:00	693	-	33.1	5	677	13	2	1	0	0	0	0	0	0	0	0	0
15:00	764	-	33.2	5.1	737	22	5	0	0	0	0	0	0	0	0	0	0
16:00	803	-	33.4	5.4	766	29	5	1	1	1	0	0	0	0	0	0	0
17:00	858	-	33.1	5.1	832	23	3	0	0	0	0	0	0	0	0	0	0
18:00	915	-	33.3	5.2	874	35	5	1	0	0	0	0	0	0	0	0	0
19:00	653	-	33.3	5.1	626	26	1	0	0	0	0	0	0	0	0	0	0
20:00	381	-	33.4	5.4	361	14	6	0	0	0	0	0	0	0	0	0	0
21:00	300	-	33.1	5.1	291	8	1	0	0	0	0	0	0	0	0	0	0
22:00	217	-	33.4	5.3	207	8	1	1	0	0	0	0	0	0	0	0	0
23:00	100	-	32.8	4.8	100	0	0	0	0	0	0	0	0	0	0	0	0
12H,7-19	7924	-	33.2	5	7659	223	34	5	1	2	0	0	0	0	0	0	0
16H,6-22	9652	-	33.2	5	9322	279	43	5	1	2	0	0	0	0	0	0	0
18H,6-24	9969	-	33.2	5	9629	287	44	6	1	2	0	0	0	0	0	0	0
24H,0-24	10516	-	33.2	5	10162	298	45	8	1	2	0	0	0	0	0	0	0

12835 OXFORDSHIRE Site No: 12835220 Location Site 20 - A429, Oxford (W of A34)
 Wed 08-Nov-23 to Tue 14-Nov-23 Channel: Westbound

Time Period	Total Vehicles	85%ile Speed	Mean Speed	Stand Dev.	<41Mph	41-<46	46-<51	51-<56	56-<61	61-<66	66-<71	71-<76	76-<81	81-<86	86-<91	91-<96	=>96
Thu 09-Nov-23																	
00:00	90	-	32.9	4.9	89	1	0	0	0	0	0	0	0	0	0	0	0
01:00	69	-	33	4.9	68	1	0	0	0	0	0	0	0	0	0	0	0
02:00	62	-	33.1	5.4	61	0	0	1	0	0	0	0	0	0	0	0	0
03:00	64	-	33	4.9	63	1	0	0	0	0	0	0	0	0	0	0	0
04:00	68	-	33.1	5	66	2	0	0	0	0	0	0	0	0	0	0	0
05:00	173	-	33.4	5.5	166	4	2	0	1	0	0	0	0	0	0	0	0
06:00	468	-	33	5	459	8	1	0	0	0	0	0	0	0	0	0	0
07:00	556	-	33.2	5.2	535	18	2	1	0	0	0	0	0	0	0	0	0
08:00	466	-	33.2	5.1	449	17	0	0	0	0	0	0	0	0	0	0	0
09:00	514	-	33.1	5	501	12	0	1	0	0	0	0	0	0	0	0	0
10:00	542	-	33.1	5	526	15	1	0	0	0	0	0	0	0	0	0	0
11:00	543	-	33.2	5.1	527	12	3	1	0	0	0	0	0	0	0	0	0
12:00	587	-	33.3	5.3	562	18	7	0	0	0	0	0	0	0	0	0	0
13:00	671	-	33.1	5.1	652	16	3	0	0	0	0	0	0	0	0	0	0
14:00	668	-	33.2	5.2	644	18	4	2	0	0	0	0	0	0	0	0	0
15:00	693	-	33.1	5.1	673	18	1	0	1	0	0	0	0	0	0	0	0
16:00	766	-	33.2	5.1	741	23	2	0	0	0	0	0	0	0	0	0	0
17:00	900	-	33	5	883	12	4	1	0	0	0	0	0	0	0	0	0
18:00	832	-	33.2	5.1	806	21	5	0	0	0	0	0	0	0	0	0	0
19:00	237	-	33.2	5.1	230	5	2	0	0	0	0	0	0	0	0	0	0
20:00	306	-	33	4.9	300	6	0	0	0	0	0	0	0	0	0	0	0
21:00	297	-	33.5	5.6	281	11	3	1	1	0	0	0	0	0	0	0	0
22:00	207	-	33.4	5.4	198	5	4	0	0	0	0	0	0	0	0	0	0
23:00	106	-	33	4.9	104	2	0	0	0	0	0	0	0	0	0	0	0
12H,7-19	7738	-	33.2	5	7499	200	32	6	1	0	0	0	0	0	0	0	0
16H,6-22	9046	-	33.2	5	8769	230	38	7	2	0	0	0	0	0	0	0	0
18H,6-24	9359	-	33.2	5	9071	237	42	7	2	0	0	0	0	0	0	0	0
24H,0-24	9885	-	33.2	5	9584	246	44	8	3	0	0	0	0	0	0	0	0

12835 OXFORDSHIRE Site No: 12835220 Location Site 20 - A429, Oxford (W of A34)
 Wed 08-Nov-23 to Tue 14-Nov-23 Channel: Westbound

Time Period	Total Vehicles	85%ile Speed	Mean Speed	Stand Dev.	<41Mph	41-<46	46-<51	51-<56	56-<61	61-<66	66-<71	71-<76	76-<81	81-<86	86-<91	91-<96	=>96
Fri 10-Nov-23																	
00:00	64	-	33.1	5.1	62	2	0	0	0	0	0	0	0	0	0	0	0
01:00	52	-	32.8	4.8	52	0	0	0	0	0	0	0	0	0	0	0	0
02:00	42	-	33.4	5.5	40	1	1	0	0	0	0	0	0	0	0	0	0
03:00	48	-	32.8	4.8	48	0	0	0	0	0	0	0	0	0	0	0	0
04:00	62	-	32.8	4.8	62	0	0	0	0	0	0	0	0	0	0	0	0
05:00	161	-	33.3	5.7	156	3	0	0	2	0	0	0	0	0	0	0	0
06:00	402	-	33.1	5	392	9	1	0	0	0	0	0	0	0	0	0	0
07:00	531	-	33	4.9	521	9	1	0	0	0	0	0	0	0	0	0	0
08:00	410	-	32.8	4.8	409	1	0	0	0	0	0	0	0	0	0	0	0
09:00	447	-	33	5	438	8	1	0	0	0	0	0	0	0	0	0	0
10:00	494	-	32.9	4.8	489	5	0	0	0	0	0	0	0	0	0	0	0
11:00	572	-	33	5	564	5	2	0	1	0	0	0	0	0	0	0	0
12:00	630	-	33.3	5.3	607	15	7	1	0	0	0	0	0	0	0	0	0
13:00	606	-	33.2	5.1	583	20	3	0	0	0	0	0	0	0	0	0	0
14:00	678	-	33.3	5.2	649	23	6	0	0	0	0	0	0	0	0	0	0
15:00	747	-	33	4.9	732	14	1	0	0	0	0	0	0	0	0	0	0
16:00	831	-	33.3	5.3	793	32	5	1	0	0	0	0	0	0	0	0	0
17:00	832	-	33.3	5.3	796	27	9	0	0	0	0	0	0	0	0	0	0
18:00	779	-	33.4	5.3	735	39	4	1	0	0	0	0	0	0	0	0	0
19:00	563	-	33.2	5.2	545	12	6	0	0	0	0	0	0	0	0	0	0
20:00	368	-	33.3	5.3	353	10	4	1	0	0	0	0	0	0	0	0	0
21:00	255	-	33.2	5.1	247	7	1	0	0	0	0	0	0	0	0	0	0
22:00	223	-	32.8	4.8	222	1	0	0	0	0	0	0	0	0	0	0	0
23:00	144	-	33.2	5.2	140	3	0	1	0	0	0	0	0	0	0	0	0
12H,7-19	7557	-	33.2	5	7316	198	39	3	1	0	0	0	0	0	0	0	0
16H,6-22	9145	-	33.2	5	8853	236	51	4	1	0	0	0	0	0	0	0	0
18H,6-24	9512	-	33.2	5	9215	240	51	5	1	0	0	0	0	0	0	0	0
24H,0-24	9941	-	33.2	5	9635	246	52	5	3	0	0	0	0	0	0	0	0

12835 OXFORDSHIRE Site No: 12835220 Location Site 20 - A429, Oxford (W of A34)
 Wed 08-Nov-23 to Tue 14-Nov-23 Channel: Westbound

Time Period	Total Vehicles	85%ile Speed	Mean Speed	Stand Dev.	<41Mph	41-<46	46-<51	51-<56	56-<61	61-<66	66-<71	71-<76	76-<81	81-<86	86-<91	91-<96	=>96
Sat 11-Nov-23																	
00:00	60	-	33.2	5.3	58	1	1	0	0	0	0	0	0	0	0	0	0
01:00	39	-	32.8	4.8	39	0	0	0	0	0	0	0	0	0	0	0	0
02:00	47	-	33	5	46	1	0	0	0	0	0	0	0	0	0	0	0
03:00	43	-	33.3	5.2	41	2	0	0	0	0	0	0	0	0	0	0	0
04:00	42	-	32.8	4.8	42	0	0	0	0	0	0	0	0	0	0	0	0
05:00	82	-	33.4	5.3	78	3	1	0	0	0	0	0	0	0	0	0	0
06:00	152	-	33	5	150	1	1	0	0	0	0	0	0	0	0	0	0
07:00	270	-	33	5	265	4	1	0	0	0	0	0	0	0	0	0	0
08:00	391	-	33.2	5	378	13	0	0	0	0	0	0	0	0	0	0	0
09:00	556	-	33.2	5.2	538	14	2	2	0	0	0	0	0	0	0	0	0
10:00	602	-	33.1	5	588	13	1	0	0	0	0	0	0	0	0	0	0
11:00	641	-	33.2	5.2	623	13	2	3	0	0	0	0	0	0	0	0	0
12:00	738	-	33.3	5.3	704	28	5	1	0	0	0	0	0	0	0	0	0
13:00	637	-	33.2	5.2	616	15	5	1	0	0	0	0	0	0	0	0	0
14:00	703	-	33.3	5.3	674	22	6	1	0	0	0	0	0	0	0	0	0
15:00	760	-	33.4	5.3	724	28	8	0	0	0	0	0	0	0	0	0	0
16:00	817	-	33.1	5.1	795	18	3	1	0	0	0	0	0	0	0	0	0
17:00	862	-	33.2	5.2	832	25	4	1	0	0	0	0	0	0	0	0	0
18:00	762	-	33.2	5.1	734	24	4	0	0	0	0	0	0	0	0	0	0
19:00	481	-	33.2	5.1	466	12	2	1	0	0	0	0	0	0	0	0	0
20:00	330	-	33.2	5.2	318	9	3	0	0	0	0	0	0	0	0	0	0
21:00	274	-	33.4	5.3	261	11	1	1	0	0	0	0	0	0	0	0	0
22:00	222	-	33.1	5	217	4	1	0	0	0	0	0	0	0	0	0	0
23:00	195	-	33.1	5.2	191	2	1	1	0	0	0	0	0	0	0	0	0
12H,7-19	7739	-	33.2	5	7471	217	41	10	0	0	0	0	0	0	0	0	0
16H,6-22	8976	-	33.2	5	8666	250	48	12	0	0	0	0	0	0	0	0	0
18H,6-24	9393	-	33.2	5	9074	256	50	13	0	0	0	0	0	0	0	0	0
24H,0-24	9706	-	33.2	5	9378	263	52	13	0	0	0	0	0	0	0	0	0

12835 OXFORDSHIRE Site No: 12835220 Location Site 20 - A429, Oxford (W of A34)
 Wed 08-Nov-23 to Tue 14-Nov-23 Channel: Westbound

Time Period	Total Vehicles	85%ile Speed	Mean Speed	Stand Dev.	<41Mph	41-<46	46-<51	51-<56	56-<61	61-<66	66-<71	71-<76	76-<81	81-<86	86-<91	91-<96	=>96
Sun 12-Nov-23																	
00:00	108	-	33	5.1	106	1	1	0	0	0	0	0	0	0	0	0	0
01:00	49	-	32.8	4.8	49	0	0	0	0	0	0	0	0	0	0	0	0
02:00	34	-	33.1	5.1	33	1	0	0	0	0	0	0	0	0	0	0	0
03:00	36	-	33.1	5.1	35	1	0	0	0	0	0	0	0	0	0	0	0
04:00	28	-	33.2	5.1	27	1	0	0	0	0	0	0	0	0	0	0	0
05:00	60	-	33	4.9	59	1	0	0	0	0	0	0	0	0	0	0	0
06:00	60	-	32.8	4.8	60	0	0	0	0	0	0	0	0	0	0	0	0
07:00	110	-	33.1	5.1	107	2	1	0	0	0	0	0	0	0	0	0	0
08:00	228	-	33	4.9	224	4	0	0	0	0	0	0	0	0	0	0	0
09:00	379	-	33.1	5.1	368	9	2	0	0	0	0	0	0	0	0	0	0
10:00	506	-	33.2	5.1	489	15	1	1	0	0	0	0	0	0	0	0	0
11:00	612	-	33.2	5.1	593	16	3	0	0	0	0	0	0	0	0	0	0
12:00	732	-	33.2	5.3	706	19	4	3	0	0	0	0	0	0	0	0	0
13:00	751	-	33.1	5.1	730	16	4	1	0	0	0	0	0	0	0	0	0
14:00	738	-	33	5	724	12	2	0	0	0	0	0	0	0	0	0	0
15:00	777	-	33.1	5	756	18	3	0	0	0	0	0	0	0	0	0	0
16:00	732	-	33.1	5	714	16	2	0	0	0	0	0	0	0	0	0	0
17:00	567	-	33.1	5	553	14	0	0	0	0	0	0	0	0	0	0	0
18:00	361	-	33.1	5	351	10	0	0	0	0	0	0	0	0	0	0	0
19:00	424	-	33.1	5.2	414	6	2	1	1	0	0	0	0	0	0	0	0
20:00	381	-	33.1	5	372	9	0	0	0	0	0	0	0	0	0	0	0
21:00	258	-	33.1	5.1	252	4	1	1	0	0	0	0	0	0	0	0	0
22:00	159	-	33.2	5.2	154	4	0	1	0	0	0	0	0	0	0	0	0
23:00	95	-	33.1	5.1	92	3	0	0	0	0	0	0	0	0	0	0	0
12H,7-19	6493	-	33.1	4.9	6315	151	22	5	0	0	0	0	0	0	0	0	0
16H,6-22	7616	-	33.1	4.9	7413	170	25	7	1	0	0	0	0	0	0	0	0
18H,6-24	7870	-	33.1	5	7659	177	25	8	1	0	0	0	0	0	0	0	0
24H,0-24	8185	-	33.1	4.9	7968	182	26	8	1	0	0	0	0	0	0	0	0

12835 OXFORDSHIRE Site No: 12835220 Location Site 20 - A429, Oxford (W of A34)
 Wed 08-Nov-23 to Tue 14-Nov-23 Channel: Westbound

Time Period	Total Vehicles	85%ile Speed	Mean Speed	Stand Dev.	<41Mph	41-<46	46-<51	51-<56	56-<61	61-<66	66-<71	71-<76	76-<81	81-<86	86-<91	91-<96	=>96
Mon 13-Nov-23																	
00:00	58	-	33	4.9	57	1	0	0	0	0	0	0	0	0	0	0	0
01:00	37	-	32.8	4.8	37	0	0	0	0	0	0	0	0	0	0	0	0
02:00	26	-	32.8	4.8	26	0	0	0	0	0	0	0	0	0	0	0	0
03:00	37	-	32.8	4.8	37	0	0	0	0	0	0	0	0	0	0	0	0
04:00	58	-	32.8	4.8	58	0	0	0	0	0	0	0	0	0	0	0	0
05:00	178	-	33	4.9	175	3	0	0	0	0	0	0	0	0	0	0	0
06:00	455	-	32.9	4.8	450	5	0	0	0	0	0	0	0	0	0	0	0
07:00	764	-	33.1	5.1	742	19	2	1	0	0	0	0	0	0	0	0	0
08:00	749	-	33.1	5	729	19	1	0	0	0	0	0	0	0	0	0	0
09:00	679	-	33.1	5	662	13	4	0	0	0	0	0	0	0	0	0	0
10:00	616	-	32.9	4.8	613	3	0	0	0	0	0	0	0	0	0	0	0
11:00	634	-	33	4.9	625	9	0	0	0	0	0	0	0	0	0	0	0
12:00	607	-	33	5	596	9	2	0	0	0	0	0	0	0	0	0	0
13:00	681	-	33.1	5.2	662	15	2	1	1	0	0	0	0	0	0	0	0
14:00	699	-	33	5	686	10	2	0	1	0	0	0	0	0	0	0	0
15:00	862	-	33.1	5	841	21	0	0	0	0	0	0	0	0	0	0	0
16:00	913	-	33.1	5.1	888	19	6	0	0	0	0	0	0	0	0	0	0
17:00	939	-	33.1	5.1	910	27	1	1	0	0	0	0	0	0	0	0	0
18:00	792	-	33.2	5.1	764	24	4	0	0	0	0	0	0	0	0	0	0
19:00	492	-	32.9	4.9	486	5	1	0	0	0	0	0	0	0	0	0	0
20:00	330	-	32.9	4.8	328	2	0	0	0	0	0	0	0	0	0	0	0
21:00	242	-	33.1	5.1	236	4	2	0	0	0	0	0	0	0	0	0	0
22:00	209	-	33	4.9	205	4	0	0	0	0	0	0	0	0	0	0	0
23:00	62	-	33.1	5.1	60	2	0	0	0	0	0	0	0	0	0	0	0
12H,7-19	8935	-	33.1	4.9	8718	188	24	3	2	0	0	0	0	0	0	0	0
16H,6-22	10454	-	33.1	4.9	10218	204	27	3	2	0	0	0	0	0	0	0	0
18H,6-24	10725	-	33.1	4.9	10483	210	27	3	2	0	0	0	0	0	0	0	0
24H,0-24	11119	-	33.1	4.9	10873	214	27	3	2	0	0	0	0	0	0	0	0

12835 OXFORDSHIRE Site No: 12835220 Location Site 20 - A429, Oxford (W of A34)
 Wed 08-Nov-23 to Tue 14-Nov-23 Channel: Westbound

Time Period	Total Vehicles	85%ile Speed	Mean Speed	Stand Dev.	<41Mph	41-<46	46-<51	51-<56	56-<61	61-<66	66-<71	71-<76	76-<81	81-<86	86-<91	91-<96	=>96
Tue 14-Nov-23																	
00:00	42	-	32.8	4.8	42	0	0	0	0	0	0	0	0	0	0	0	0
01:00	32	-	32.8	4.8	32	0	0	0	0	0	0	0	0	0	0	0	0
02:00	38	-	33.4	5.3	36	2	0	0	0	0	0	0	0	0	0	0	0
03:00	27	-	32.8	4.8	27	0	0	0	0	0	0	0	0	0	0	0	0
04:00	47	-	32.8	4.8	47	0	0	0	0	0	0	0	0	0	0	0	0
05:00	154	-	33.2	5.2	149	3	2	0	0	0	0	0	0	0	0	0	0
06:00	421	-	33	5	412	8	1	0	0	0	0	0	0	0	0	0	0
07:00	643	-	33.3	5.3	617	21	2	1	2	0	0	0	0	0	0	0	0
08:00	619	-	33.3	5.2	593	22	3	1	0	0	0	0	0	0	0	0	0
09:00	536	-	33.1	5.1	521	11	4	0	0	0	0	0	0	0	0	0	0
10:00	590	-	33	5	578	11	1	0	0	0	0	0	0	0	0	0	0
11:00	591	-	33	5	579	11	1	0	0	0	0	0	0	0	0	0	0
12:00	666	-	32.9	4.8	661	5	0	0	0	0	0	0	0	0	0	0	0
13:00	668	-	33	5	655	10	3	0	0	0	0	0	0	0	0	0	0
14:00	743	-	33	5	728	12	2	1	0	0	0	0	0	0	0	0	0
15:00	848	-	33	5	830	16	2	0	0	0	0	0	0	0	0	0	0
16:00	883	-	33.2	5.1	857	19	6	1	0	0	0	0	0	0	0	0	0
17:00	1005	-	33.1	5.1	978	23	3	0	1	0	0	0	0	0	0	0	0
18:00	877	-	33.4	5.4	835	34	6	1	0	1	0	0	0	0	0	0	0
19:00	561	-	33.2	5.1	543	16	2	0	0	0	0	0	0	0	0	0	0
20:00	370	-	33.2	5.2	357	10	2	1	0	0	0	0	0	0	0	0	0
21:00	218	-	33.1	5.1	212	4	2	0	0	0	0	0	0	0	0	0	0
22:00	96	-	32.8	4.8	96	0	0	0	0	0	0	0	0	0	0	0	0
23:00	47	-	33.2	5.6	46	0	0	1	0	0	0	0	0	0	0	0	0
12H,7-19	8669	-	33.1	5	8432	195	33	5	3	1	0	0	0	0	0	0	0
16H,6-22	10239	-	33.1	5	9956	233	40	6	3	1	0	0	0	0	0	0	0
18H,6-24	10382	-	33.1	5	10098	233	40	7	3	1	0	0	0	0	0	0	0
24H,0-24	10722	-	33.1	5	10431	238	42	7	3	1	0	0	0	0	0	0	0

12835 OXFORDSHIRE Site No: 12835220 Location Site 20 - A429, Oxford (W of A34)
 Wed 08-Nov-23 to Tue 14-Nov-23 Channel: Westbound

Time Period	Total Vehicles	85%ile Speed	Mean Speed	Stand Dev.	<41Mph	41-<46	46-<51	51-<56	56-<61	61-<66	66-<71	71-<76	76-<81	81-<86	86-<91	91-<96	=>96
-------------	----------------	--------------	------------	------------	--------	--------	--------	--------	--------	--------	--------	--------	--------	--------	--------	--------	------

Wed 15-Nov-23

00:00	39	-	33.3	5.3	37	2	0	0	0	0	0	0	0	0	0	0	0
01:00	38	-	32.8	4.8	38	0	0	0	0	0	0	0	0	0	0	0	0
02:00	40	-	32.8	4.8	40	0	0	0	0	0	0	0	0	0	0	0	0
03:00	19	-	32.8	4.9	19	0	0	0	0	0	0	0	0	0	0	0	0
04:00	63	-	33	4.9	62	1	0	0	0	0	0	0	0	0	0	0	0
05:00	185	-	33	5	181	4	0	0	0	0	0	0	0	0	0	0	0
06:00	493	-	33.1	5.1	482	8	2	1	0	0	0	0	0	0	0	0	0
07:00	672	-	33.3	5.2	645	21	5	1	0	0	0	0	0	0	0	0	0
08:00	591	-	33.2	5.1	573	15	2	1	0	0	0	0	0	0	0	0	0
09:00	510	-	33.1	5.1	496	11	3	0	0	0	0	0	0	0	0	0	0
10:00	634	-	33.1	5	619	12	3	0	0	0	0	0	0	0	0	0	0
11:00	578	-	33.1	5	563	14	1	0	0	0	0	0	0	0	0	0	0
12:00	642	-	33.1	5.1	624	14	3	1	0	0	0	0	0	0	0	0	0
13:00	566	-	33.3	5.2	543	18	4	1	0	0	0	0	0	0	0	0	0
14:00	561	47.1	38.6	8.2	324	138	63	31	3	1	1	0	0	0	0	0	0
15:00	848	46.9	39	8.4	469	235	87	37	11	7	2	0	0	0	0	0	0
16:00	879	48.3	39.6	8.6	454	246	100	56	13	9	1	0	0	0	0	0	0
17:00	1034	48.6	39	8.9	604	203	137	58	25	4	2	1	0	0	0	0	0
18:00	882	48.6	39	9	519	179	97	59	21	3	3	0	1	0	0	0	0
19:00	621	48.9	39.4	9	345	137	79	38	16	3	2	1	0	0	0	0	0
20:00	425	46.7	38.7	8.6	249	106	39	15	13	1	2	0	0	0	0	0	0
21:00	185	47.5	38.5	8.9	114	37	19	11	1	2	0	1	0	0	0	0	0
22:00	106	45.8	38.5	9.1	64	26	9	3	3	0	0	0	1	0	0	0	0
23:00	61	45.1	37.1	7.4	40	14	6	1	0	0	0	0	0	0	0	0	0
12H,7-19	8397	44.2	36.1	7.6	6433	1106	505	245	73	24	9	1	1	0	0	0	0
16H,6-22	10121	44.5	36.3	7.7	7623	1394	644	310	103	30	13	3	1	0	0	0	0
18H,6-24	10288	44.5	36.3	7.7	7727	1434	659	314	106	30	13	3	2	0	0	0	0
24H,0-24	10672	44.4	36.2	7.7	8104	1441	659	314	106	30	13	3	2	0	0	0	0

12835 OXFORDSHIRE Site No: 12835220 Location Site 20 - A429, Oxford (W of A34)
 Wed 08-Nov-23 to Tue 14-Nov-23 Channel: Westbound

Time Period	Total Vehicles	85%ile Speed	Mean Speed	Stand Dev.	<41Mph	41-<46	46-<51	51-<56	56-<61	61-<66	66-<71	71-<76	76-<81	81-<86	86-<91	91-<96	=>96
Thu 16-Nov-23																	
00:00	48	46.9	37.7	8.6	32	7	7	1	0	1	0	0	0	0	0	0	0
01:00	38	45.8	36.7	8	28	4	4	2	0	0	0	0	0	0	0	0	0
02:00	47	48.5	38.7	9.1	29	8	5	3	2	0	0	0	0	0	0	0	0
03:00	30	43.5	36.2	7.3	22	6	1	1	0	0	0	0	0	0	0	0	0
04:00	76	-	34.7	6.8	66	6	1	3	0	0	0	0	0	0	0	0	0
05:00	173	46.9	39	8.8	98	46	15	8	4	1	0	1	0	0	0	0	0
06:00	413	47.8	39	8.4	230	100	56	22	2	1	2	0	0	0	0	0	0
07:00	651	49.6	40.4	9	318	176	82	45	24	4	1	1	0	0	0	0	0
08:00	598	48.7	39.5	8.6	318	140	92	35	11	2	0	0	0	0	0	0	0
09:00	566	46.5	38.2	8	340	134	66	19	5	2	0	0	0	0	0	0	0
10:00	555	46.7	38.2	8.2	338	124	62	23	6	2	0	0	0	0	0	0	0
11:00	615	45.8	38.2	8.2	371	156	52	23	8	4	1	0	0	0	0	0	0
12:00	660	47.7	38.6	8.6	391	144	77	34	12	1	0	0	0	1	0	0	0
13:00	700	48.5	39.3	8.7	385	165	88	46	10	4	2	0	0	0	0	0	0
14:00	722	47.7	38.8	8.4	413	175	76	45	10	3	0	0	0	0	0	0	0
15:00	798	48.4	39.2	8.7	448	185	93	52	14	3	3	0	0	0	0	0	0
16:00	900	48.2	39	8.7	510	210	103	54	16	4	3	0	0	0	0	0	0
17:00	966	48.5	39	9	565	197	115	51	30	5	3	0	0	0	0	0	0
18:00	935	49.2	39.3	9	529	184	126	71	16	7	1	1	0	0	0	0	0
19:00	640	47.8	38.4	8.7	397	120	74	32	10	6	1	0	0	0	0	0	0
20:00	392	47.4	38.7	8.6	229	91	44	18	6	3	0	1	0	0	0	0	0
21:00	157	47.8	39	9	91	38	11	10	5	2	0	0	0	0	0	0	0
22:00	120	48.7	39	9.2	72	23	12	6	6	1	0	0	0	0	0	0	0
23:00	71	46.6	37.7	9.3	49	10	7	2	1	1	1	0	0	0	0	0	0
12H,7-19	8666	48.2	39	8.5	4926	1990	1032	498	162	41	14	2	0	1	0	0	0
16H,6-22	10268	48.1	39	8.5	5873	2339	1217	580	185	53	17	3	0	1	0	0	0
18H,6-24	10459	48.1	39	8.5	5994	2372	1236	588	192	55	18	3	0	1	0	0	0
24H,0-24	10871	48.1	38.9	8.5	6269	2449	1269	606	198	57	18	4	0	1	0	0	0

12835 OXFORDSHIRE Site No: 12835220 Location Site 20 - A429, Oxford (W of A34)
 Wed 08-Nov-23 to Tue 14-Nov-23 Channel: Westbound

Time Period	Total Vehicles	85%ile Speed	Mean Speed	Stand Dev.	<41Mph	41-<46	46-<51	51-<56	56-<61	61-<66	66-<71	71-<76	76-<81	81-<86	86-<91	91-<96	=>96
Fri 17-Nov-23																	
00:00	43	44.2	36.3	7.1	31	8	4	0	0	0	0	0	0	0	0	0	0
01:00	36	-	34.3	6.4	32	3	0	1	0	0	0	0	0	0	0	0	0
02:00	46	46.6	38.6	8.6	27	11	5	2	0	1	0	0	0	0	0	0	0
03:00	25	42.8	35.8	7.1	19	5	0	1	0	0	0	0	0	0	0	0	0
04:00	69	42.3	35.4	7.3	56	8	4	0	0	1	0	0	0	0	0	0	0
05:00	172	45	37.4	7.5	109	46	11	5	1	0	0	0	0	0	0	0	0
06:00	397	46.9	38.4	8.2	234	95	43	20	4	1	0	0	0	0	0	0	0
07:00	319	46.9	39	8.6	179	87	27	15	9	0	2	0	0	0	0	0	0
08:00	650	46.6	38.2	8.2	395	149	68	30	6	1	1	0	0	0	0	0	0
09:00	526	45.9	38.2	8	314	136	45	25	5	1	0	0	0	0	0	0	0
10:00	654	47.1	38.4	8.3	391	149	70	33	7	4	0	0	0	0	0	0	0
11:00	600	48.1	39.8	9	308	170	74	26	11	5	4	1	0	1	0	0	0
12:00	650	47.4	39.1	8.7	359	173	73	27	8	6	3	1	0	0	0	0	0
13:00	659	49	40.1	9	329	180	85	44	12	5	1	2	1	0	0	0	0
14:00	800	48.7	39.9	8.6	397	223	112	49	13	4	0	2	0	0	0	0	0
15:00	867	48.9	39.7	8.7	451	219	116	55	22	4	0	0	0	0	0	0	0
16:00	908	48	39.2	8.6	497	229	111	46	20	3	2	0	0	0	0	0	0
17:00	937	48.1	38.6	8.8	569	173	127	43	18	4	2	0	1	0	0	0	0
18:00	790	48.9	39.4	9.2	443	177	89	51	13	8	9	0	0	0	0	0	0
19:00	562	48.6	39.4	8.8	306	138	64	35	15	2	2	0	0	0	0	0	0
20:00	366	45.7	37.2	8	249	65	34	13	5	0	0	0	0	0	0	0	0
21:00	217	46.4	37.7	7.9	139	43	27	6	2	0	0	0	0	0	0	0	0
22:00	136	46	38.1	7.8	81	34	16	4	1	0	0	0	0	0	0	0	0
23:00	92	44.6	37.3	7.6	59	26	3	3	1	0	0	0	0	0	0	0	0
12H,7-19	8360	48	39.2	8.6	4632	2065	997	444	144	45	24	6	2	1	0	0	0
16H,6-22	9902	47.9	39.1	8.5	5560	2406	1165	518	170	48	26	6	2	1	0	0	0
18H,6-24	10130	47.9	39	8.5	5700	2466	1184	525	172	48	26	6	2	1	0	0	0
24H,0-24	10521	47.7	38.9	8.5	5974	2547	1208	534	173	50	26	6	2	1	0	0	0

12835 OXFORDSHIRE Site No: 12835220 Location Site 20 - A429, Oxford (W of A34)
 Wed 08-Nov-23 to Tue 14-Nov-23 Channel: Westbound

Time Period	Total Vehicles	85%ile Speed	Mean Speed	Stand Dev.	<41Mph	41-<46	46-<51	51-<56	56-<61	61-<66	66-<71	71-<76	76-<81	81-<86	86-<91	91-<96	=>96
Sat 18-Nov-23																	
00:00	46	43.3	35.9	7.3	35	8	1	2	0	0	0	0	0	0	0	0	0
01:00	37	45.9	38	9.8	25	6	4	0	0	1	1	0	0	0	0	0	0
02:00	40	43.5	36	7.2	30	7	2	1	0	0	0	0	0	0	0	0	0
03:00	64	-	34.2	6.2	57	5	1	1	0	0	0	0	0	0	0	0	0
04:00	47	44	36.4	7.5	34	9	3	0	1	0	0	0	0	0	0	0	0
05:00	84	43.8	36	7	62	16	5	1	0	0	0	0	0	0	0	0	0
06:00	146	44.9	37.2	8.2	100	30	9	3	2	2	0	0	0	0	0	0	0
07:00	278	47.7	39.4	8.2	142	80	41	8	7	0	0	0	0	0	0	0	0
08:00	405	47.3	39.4	8.3	207	124	49	17	5	1	2	0	0	0	0	0	0
09:00	525	48.3	39.8	8.4	258	158	66	34	6	2	1	0	0	0	0	0	0
10:00	661	48.9	39.7	8.8	344	172	79	47	11	6	2	0	0	0	0	0	0
11:00	553	47.6	39.6	8.7	283	168	58	25	13	4	1	0	0	1	0	0	0
12:00	360	49.1	40	9	183	97	41	22	12	4	1	0	0	0	0	0	0
13:00	686	48.8	40.4	8.7	318	214	89	39	18	7	1	0	0	0	0	0	0
14:00	686	48.4	39.6	8.6	359	185	80	43	13	5	1	0	0	0	0	0	0
15:00	733	49	40.1	8.7	358	202	106	45	15	5	1	1	0	0	0	0	0
16:00	782	47.5	38.9	8.6	446	194	81	41	12	7	1	0	0	0	0	0	0
17:00	697	46.7	38	8.4	440	142	74	23	12	5	1	0	0	0	0	0	0
18:00	565	47.5	38.7	8.5	327	134	64	28	8	3	1	0	0	0	0	0	0
19:00	482	46.5	38.3	8.4	291	113	50	20	6	1	0	0	0	1	0	0	0
20:00	323	45.7	37.6	8.4	213	65	28	10	5	0	1	1	0	0	0	0	0
21:00	240	47.5	39.2	8.3	127	67	31	10	4	1	0	0	0	0	0	0	0
22:00	226	48.4	39.1	8.8	127	54	22	19	2	1	1	0	0	0	0	0	0
23:00	219	46.8	38.8	8.2	123	59	23	10	3	1	0	0	0	0	0	0	0
12H,7-19	6931	48.1	39.5	8.5	3665	1870	828	372	132	49	13	1	0	1	0	0	0
16H,6-22	8122	47.9	39.3	8.5	4396	2145	946	415	149	53	14	2	0	2	0	0	0
18H,6-24	8567	47.9	39.3	8.5	4646	2258	991	444	154	55	15	2	0	2	0	0	0
24H,0-24	8885	47.8	39.1	8.4	4889	2309	1007	449	155	56	16	2	0	2	0	0	0

12835 OXFORDSHIRE Site No: 12835220 Location Site 20 - A429, Oxford (W of A34)
 Wed 08-Nov-23 to Tue 14-Nov-23 Channel: Westbound

Time Period	Total Vehicles	85%ile Speed	Mean Speed	Stand Dev.	<41Mph	41-<46	46-<51	51-<56	56-<61	61-<66	66-<71	71-<76	76-<81	81-<86	86-<91	91-<96	=>96
-------------	----------------	--------------	------------	------------	--------	--------	--------	--------	--------	--------	--------	--------	--------	--------	--------	--------	------

Sun 19-Nov-23																	
00:00	91	47	38.6	8.4	53	22	9	5	2	0	0	0	0	0	0	0	0
01:00	71	47	38.7	8.4	41	17	9	2	2	0	0	0	0	0	0	0	0
02:00	41	43.7	36.3	7.1	29	10	1	1	0	0	0	0	0	0	0	0	0
03:00	28	44.1	37.7	10.4	19	7	1	0	0	0	0	0	1	0	0	0	0
04:00	41	44.2	36.9	7.8	28	10	1	1	1	0	0	0	0	0	0	0	0
05:00	58	47.8	38.6	9.1	36	10	8	2	0	2	0	0	0	0	0	0	0
06:00	91	44.9	37	7.7	62	19	8	1	0	1	0	0	0	0	0	0	0
07:00	164	47.1	38.7	8.9	97	38	18	5	4	0	1	1	0	0	0	0	0
08:00	235	48.8	39.9	8.8	118	65	29	17	4	1	0	1	0	0	0	0	0
09:00	438	47.5	39.5	8.5	224	133	48	21	9	2	0	1	0	0	0	0	0
10:00	531	47.7	39.4	8.3	274	151	77	18	8	2	0	1	0	0	0	0	0
11:00	641	48.3	39.7	8.7	330	176	84	33	10	4	4	0	0	0	0	0	0
12:00	746	47.6	39.3	8.6	401	205	87	29	19	2	2	1	0	0	0	0	0
13:00	733	47.3	38.8	8.4	415	186	83	39	6	2	1	0	1	0	0	0	0
14:00	708	47.9	39	8.6	399	166	95	29	14	3	2	0	0	0	0	0	0
15:00	775	47.5	38.9	8.4	435	199	83	45	10	2	0	1	0	0	0	0	0
16:00	804	46.7	38.3	8.3	488	183	85	34	10	3	0	1	0	0	0	0	0
17:00	739	47.2	38.1	8.6	473	134	86	28	11	4	2	1	0	0	0	0	0
18:00	599	47.7	38.8	8.5	344	140	73	27	13	1	1	0	0	0	0	0	0
19:00	477	47.5	38.8	8.7	275	114	54	21	7	4	1	1	0	0	0	0	0
20:00	402	48.5	39.7	8.8	210	108	47	26	6	2	3	0	0	0	0	0	0
21:00	272	47.9	38.8	8.5	158	63	26	21	3	1	0	0	0	0	0	0	0
22:00	188	48.5	39.4	8.9	103	46	21	10	6	2	0	0	0	0	0	0	0
23:00	118	47.4	38.5	8.7	71	25	14	5	1	2	0	0	0	0	0	0	0
12H,7-19	7113	47.6	38.9	8.4	3998	1776	848	325	118	26	13	8	1	0	0	0	0
16H,6-22	8355	47.6	38.9	8.4	4703	2080	983	394	134	34	17	9	1	0	0	0	0
18H,6-24	8661	47.6	39	8.4	4877	2151	1018	409	141	38	17	9	1	0	0	0	0
24H,0-24	8991	47.6	38.9	8.4	5083	2227	1047	420	146	40	17	9	2	0	0	0	0



12835 OXFORDSHIRE Site No: 12835220 Location Site 20 - A429, Oxford (W of A34)
 Wed 08-Nov-23 to Tue 14-Nov-23 Channel: Westbound

Time Period	Total Vehicles	85%ile Speed	Mean Speed	Stand Dev.	<41Mph	41-<46	46-<51	51-<56	56-<61	61-<66	66-<71	71-<76	76-<81	81-<86	86-<91	91-<96	=>96
Mon 20-Nov-23																	
00:00	63	46.8	37.9	8.2	40	12	7	4	0	0	0	0	0	0	0	0	0
01:00	38	43.3	35.6	7	30	4	4	0	0	0	0	0	0	0	0	0	0
02:00	39	42.4	35.3	6.6	31	6	2	0	0	0	0	0	0	0	0	0	0
03:00	43	41.1	35	7	36	5	1	0	1	0	0	0	0	0	0	0	0
04:00	74	44.4	36.1	7.6	57	8	7	1	1	0	0	0	0	0	0	0	0
05:00	205	48.5	39.7	8.3	103	54	34	11	3	0	0	0	0	0	0	0	0
06:00	434	48.5	39.1	8.7	245	91	65	23	6	3	1	0	0	0	0	0	0
07:00	704	49	40	8.8	356	186	93	44	19	5	1	0	0	0	0	0	0
08:00	578	47.4	39.1	8.5	317	155	69	22	9	5	0	0	1	0	0	0	0
09:00	565	47.1	38.5	8.1	330	135	69	25	6	0	0	0	0	0	0	0	0
10:00	595	46.7	38.4	8.2	352	145	63	26	6	2	1	0	0	0	0	0	0
11:00	609	46	38.4	8.2	356	162	59	20	6	6	0	0	0	0	0	0	0
12:00	604	45.6	38	8.2	371	153	52	15	7	4	2	0	0	0	0	0	0
13:00	708	46.4	38.4	8.2	414	181	71	30	10	2	0	0	0	0	0	0	0
14:00	774	49	40	8.7	382	220	93	56	18	4	1	0	0	0	0	0	0
15:00	837	48.3	40.2	8.4	387	270	115	44	13	5	3	0	0	0	0	0	0
16:00	916	48.6	39.7	8.8	472	249	110	58	16	8	2	1	0	0	0	0	0
17:00	933	47.9	39	8.5	525	229	99	60	16	3	1	0	0	0	0	0	0
18:00	794	48.8	39.5	8.8	429	194	92	58	14	4	3	0	0	0	0	0	0
19:00	490	48.9	39.8	8.9	255	127	58	33	10	5	2	0	0	0	0	0	0
20:00	345	46.9	38.9	8.7	193	93	38	11	7	1	1	0	0	0	1	0	0
21:00	268	48.8	39.7	8.8	141	66	36	18	3	3	1	0	0	0	0	0	0
22:00	181	49	39.8	9.4	97	41	26	9	4	2	1	1	0	0	0	0	0
23:00	90	46.6	37.7	9.6	63	12	8	3	2	1	0	0	1	0	0	0	0
12H,7-19	8617	47.8	39.2	8.4	4691	2279	985	458	140	48	14	1	1	0	0	0	0
16H,6-22	10154	47.9	39.2	8.4	5525	2656	1182	543	166	60	19	1	1	0	1	0	0
18H,6-24	10425	47.9	39.2	8.5	5685	2709	1216	555	172	63	20	2	2	0	1	0	0
24H,0-24	10887	47.9	39.2	8.4	5982	2798	1271	571	177	63	20	2	2	0	1	0	0

12835 OXFORDSHIRE Site No: 12835220 Location Site 20 - A429, Oxford (W of A34)
 Wed 08-Nov-23 to Tue 14-Nov-23 Channel: Westbound

Time Period	Total Vehicles	85%ile Speed	Mean Speed	Stand Dev.	<41Mph	41-<46	46-<51	51-<56	56-<61	61-<66	66-<71	71-<76	76-<81	81-<86	86-<91	91-<96	=>96
Tue 21-Nov-23																	
00:00	64	43.9	36	6.9	47	12	5	0	0	0	0	0	0	0	0	0	0
01:00	44	44.8	37	7.7	30	9	3	2	0	0	0	0	0	0	0	0	0
02:00	64	48.5	39.6	8.4	33	16	10	4	1	0	0	0	0	0	0	0	0
03:00	56	44.1	36.4	7.6	41	10	3	1	1	0	0	0	0	0	0	0	0
04:00	73	42.9	35.6	6.9	57	12	2	2	0	0	0	0	0	0	0	0	0
05:00	196	47.1	39.3	8.8	106	56	19	9	2	2	2	0	0	0	0	0	0
06:00	482	49	39.4	8.8	265	112	53	39	10	2	1	0	0	0	0	0	0
07:00	712	49.3	40.4	9	340	207	88	52	13	6	5	1	0	0	0	0	0
08:00	623	49	39.9	8.8	318	155	95	34	18	0	3	0	0	0	0	0	0
09:00	596	47.1	38.6	8.5	348	143	66	24	11	2	1	1	0	0	0	0	0
10:00	584	46	38.4	8	337	159	56	26	2	4	0	0	0	0	0	0	0
11:00	591	45.7	37.9	8	366	145	51	22	6	0	0	1	0	0	0	0	0
12:00	657	46.9	38.6	8.3	378	166	77	23	5	7	1	0	0	0	0	0	0
13:00	682	47.8	39.3	8.4	360	193	74	41	11	2	0	1	0	0	0	0	0
14:00	698	48.4	39.7	8.8	361	185	98	29	15	6	3	1	0	0	0	0	0
15:00	768	47.7	39.3	8.6	416	206	88	35	17	2	3	1	0	0	0	0	0
16:00	830	49.6	39.9	9	440	185	111	64	22	6	2	0	0	0	0	0	0
17:00	985	48.6	39.2	8.9	555	227	106	64	23	8	2	0	0	0	0	0	0
18:00	942	49.8	39.6	9.4	531	181	115	70	32	9	3	0	1	0	0	0	0
19:00	535	48.6	39.4	9.1	296	123	68	33	7	4	2	0	1	1	0	0	0
20:00	347	48.9	39.9	8.8	177	90	48	20	7	5	0	0	0	0	0	0	0
21:00	310	48.1	39.1	8.7	174	72	41	14	6	1	2	0	0	0	0	0	0
22:00	247	47.8	39	8.5	139	59	31	16	0	1	0	1	0	0	0	0	0
23:00	93	45.7	38.2	8.7	58	22	7	2	2	2	0	0	0	0	0	0	0
12H,7-19	8668	48.3	39.3	8.6	4750	2152	1025	484	175	52	23	6	1	0	0	0	0
16H,6-22	10342	48.3	39.3	8.6	5662	2549	1235	590	205	64	28	6	2	1	0	0	0
18H,6-24	10682	48.3	39.3	8.6	5859	2630	1273	608	207	67	28	7	2	1	0	0	0
24H,0-24	11179	48.2	39.2	8.6	6173	2745	1315	626	211	69	30	7	2	1	0	0	0

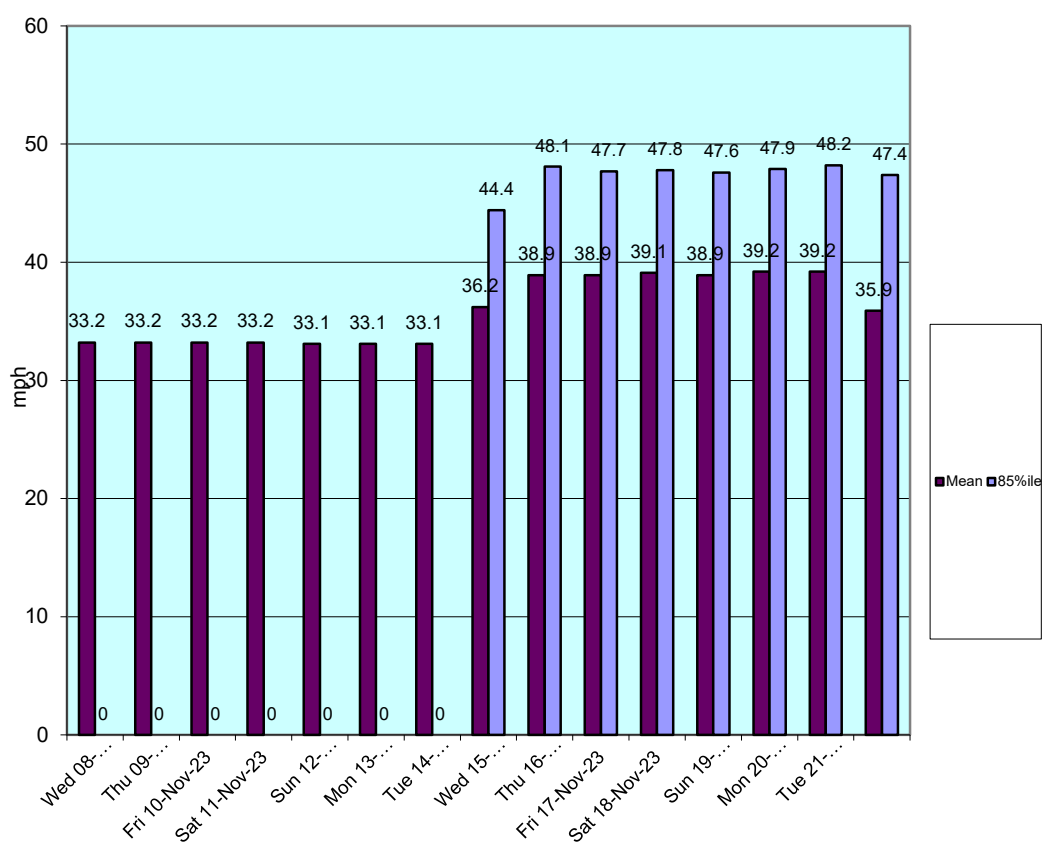
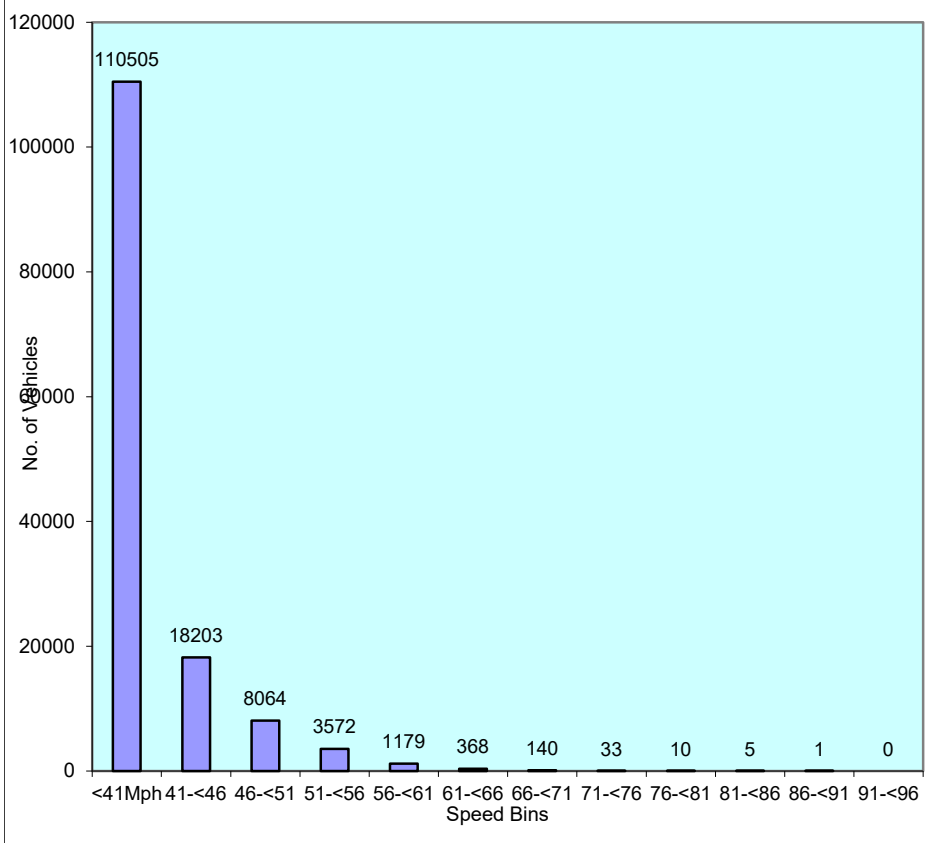
12835 OXFORDSHIRE Site No: 12835220 Location Site 20 - A429, Oxford (W of A34)
 Wed 08-Nov-23 to Tue 14-Nov-23 Channel: Westbound

Time Period	Total Vehicles	85%ile Speed	Mean Speed	Stand Dev.	<41Mph	41-<46	46-<51	51-<56	56-<61	61-<66	66-<71	71-<76	76-<81	81-<86	86-<91	91-<96	=>96
Daily Totals																	
Wed 08-Nov-23	10516	-	33.2	5	10162	298	45	8	1	2	0	0	0	0	0	0	0
Thu 09-Nov-23	9885	-	33.2	5	9584	246	44	8	3	0	0	0	0	0	0	0	0
Fri 10-Nov-23	9941	-	33.2	5	9635	246	52	5	3	0	0	0	0	0	0	0	0
Sat 11-Nov-23	9706	-	33.2	5	9378	263	52	13	0	0	0	0	0	0	0	0	0
Sun 12-Nov-23	8185	-	33.1	4.9	7968	182	26	8	1	0	0	0	0	0	0	0	0
Mon 13-Nov-23	11119	-	33.1	4.9	10873	214	27	3	2	0	0	0	0	0	0	0	0
Tue 14-Nov-23	10722	-	33.1	5	10431	238	42	7	3	1	0	0	0	0	0	0	0
Wed 15-Nov-23	10672	44.4	36.2	7.7	8104	1441	659	314	106	30	13	3	2	0	0	0	0
Thu 16-Nov-23	10871	48.1	38.9	8.5	6269	2449	1269	606	198	57	18	4	0	1	0	0	0
Fri 17-Nov-23	10521	47.7	38.9	8.5	5974	2547	1208	534	173	50	26	6	2	1	0	0	0
Sat 18-Nov-23	8885	47.8	39.1	8.4	4889	2309	1007	449	155	56	16	2	0	2	0	0	0
Sun 19-Nov-23	8991	47.6	38.9	8.4	5083	2227	1047	420	146	40	17	9	2	0	0	0	0
Mon 20-Nov-23	10887	47.9	39.2	8.4	5982	2798	1271	571	177	63	20	2	2	0	1	0	0
Tue 21-Nov-23	11179	48.2	39.2	8.6	6173	2745	1315	626	211	69	30	7	2	1	0	0	0

12835 OXFORDSHIRE Site No: 12835220 Location Site 20 - A429, Oxford (W of A34)
 Wed 08-Nov-23 to Tue 14-Nov-23 Channel: Westbound

Time Period	Total Vehicles	85%ile Speed	Mean Speed	Stand Dev.	<41Mph	41-<46	46-<51	51-<56	56-<61	61-<66	66-<71	71-<76	76-<81	81-<86	86-<91	91-<96	=>96
-------------	----------------	--------------	------------	------------	--------	--------	--------	--------	--------	--------	--------	--------	--------	--------	--------	--------	------

Total Vehicles	[-]	142080	47.4	35.9	6.7	110505	18203	8064	3572	1179	368	140	33	10	5	1	0	0
----------------	-----	--------	------	------	-----	--------	-------	------	------	------	-----	-----	----	----	---	---	---	---



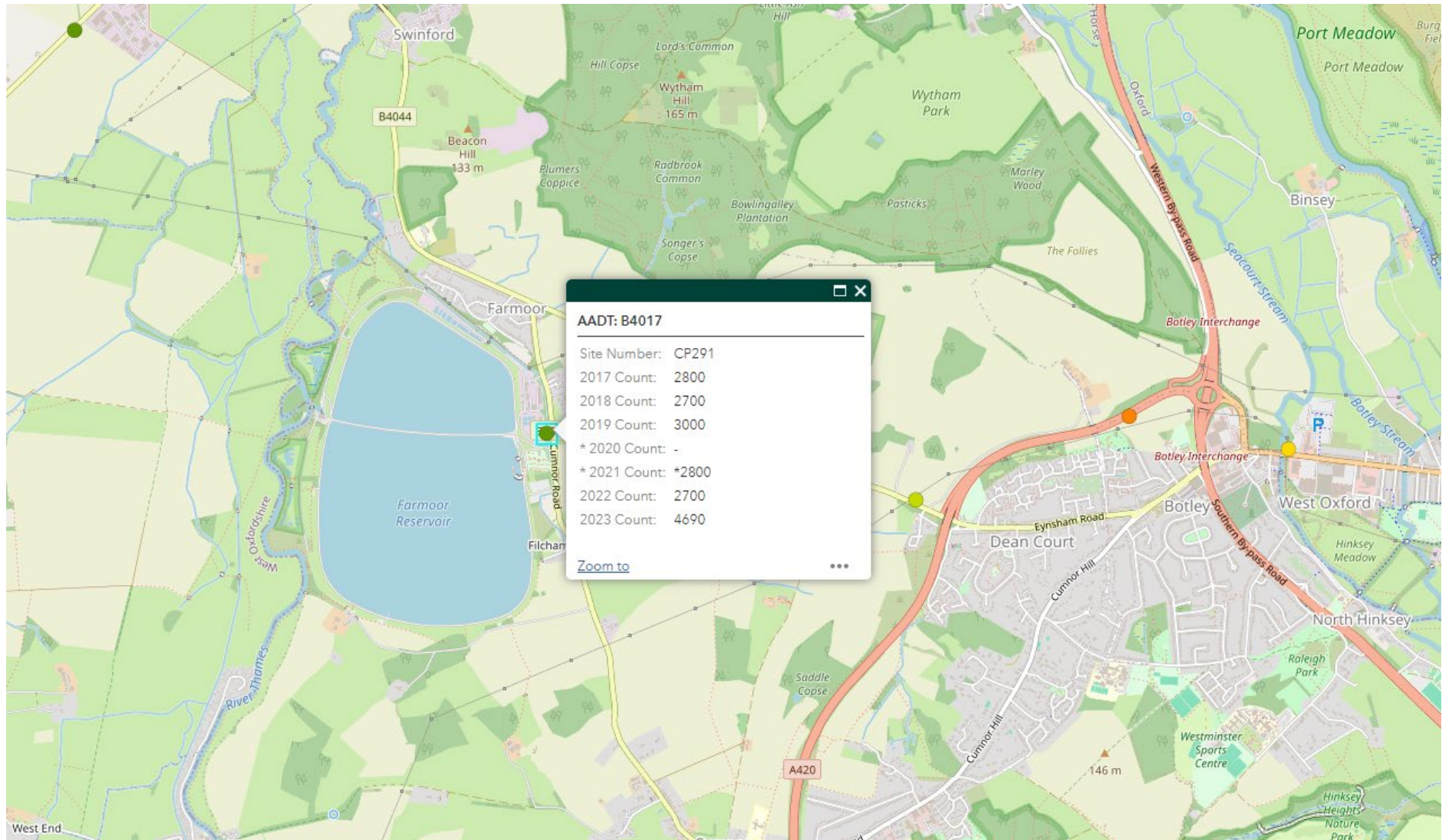
12835 OXFORDSHIRE Site No: 12835220 Location Site 20 - A429, Oxford (W of A34)
Channel: Westbound

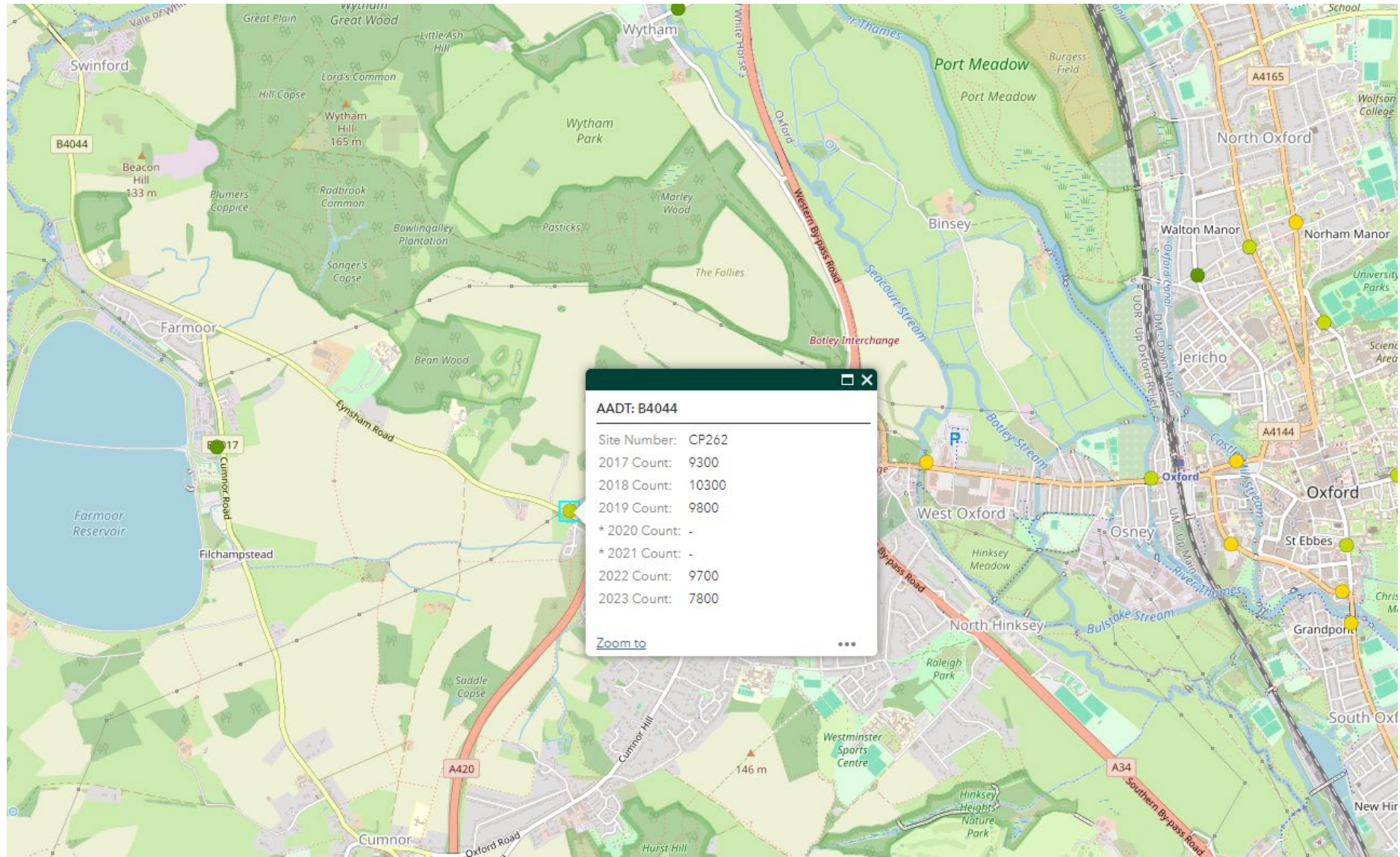
TIME PERIOD	Wed 08/11/23	Thu 09/11/23	Fri 10/11/23	Sat 11/11/23	Sun 12/11/23	Mon 13/11/23	Tue 14/11/23	5-Day Av	7-Day Av
Week Begin: 08-Nov-23									
00:00	98	90	64	60	108	58	42	0	0
01:00	75	69	52	39	49	37	32	5-Day	7-Day
02:00	57	62	42	47	34	26	38	Av	Av
03:00	73	64	48	43	36	37	27	70	74
04:00	87	68	62	42	28	58	47	53	50
05:00	157	173	161	82	60	178	154	45	44
06:00	394	468	402	152	60	455	421	50	47
07:00	591	556	531	270	110	764	643	64	56
08:00	482	466	410	391	228	749	619	165	138
09:00	491	514	447	556	379	679	536	428	336
10:00	556	542	494	602	506	616	590	617	495
11:00	578	543	572	641	612	634	591	545	478
12:00	580	587	630	738	732	607	666	533	515
13:00	613	671	606	637	751	681	668	560	558
14:00	693	668	678	703	738	699	743	584	596
15:00	764	693	747	760	777	862	848	614	649
16:00	803	766	831	817	732	913	883	648	661
17:00	858	900	832	862	567	939	1005	696	703
18:00	915	832	779	762	361	792	877	783	779
19:00	653	237	563	481	424	492	561	839	821
20:00	381	306	368	330	381	330	370	907	852
21:00	300	297	255	274	258	242	218	839	760
22:00	217	207	223	222	159	209	96	501	487
23:00	100	106	144	195	95	62	47	351	352
12H,7-19	7924	7738	7557	7739	6493	8935	8669	8165	7865
16H,6-22	9652	9046	9145	8976	7616	10454	10239	9707	9304
18H,6-24	9969	9359	9512	9393	7870	10725	10382	9989	9601
24H,0-24	10516	9885	9941	9706	8185	11119	10722	10437	10011
Am	07:00	06:45	11:00	11:00	11:00	07:15	07:00	-	-
Peak	591	577	572	641	612	808	643	638	635
Pm	18:00	17:15	16:45	17:15	15:15	17:00	17:00	-	-
Peak	915	905	878	882	817	939	1005	928	906

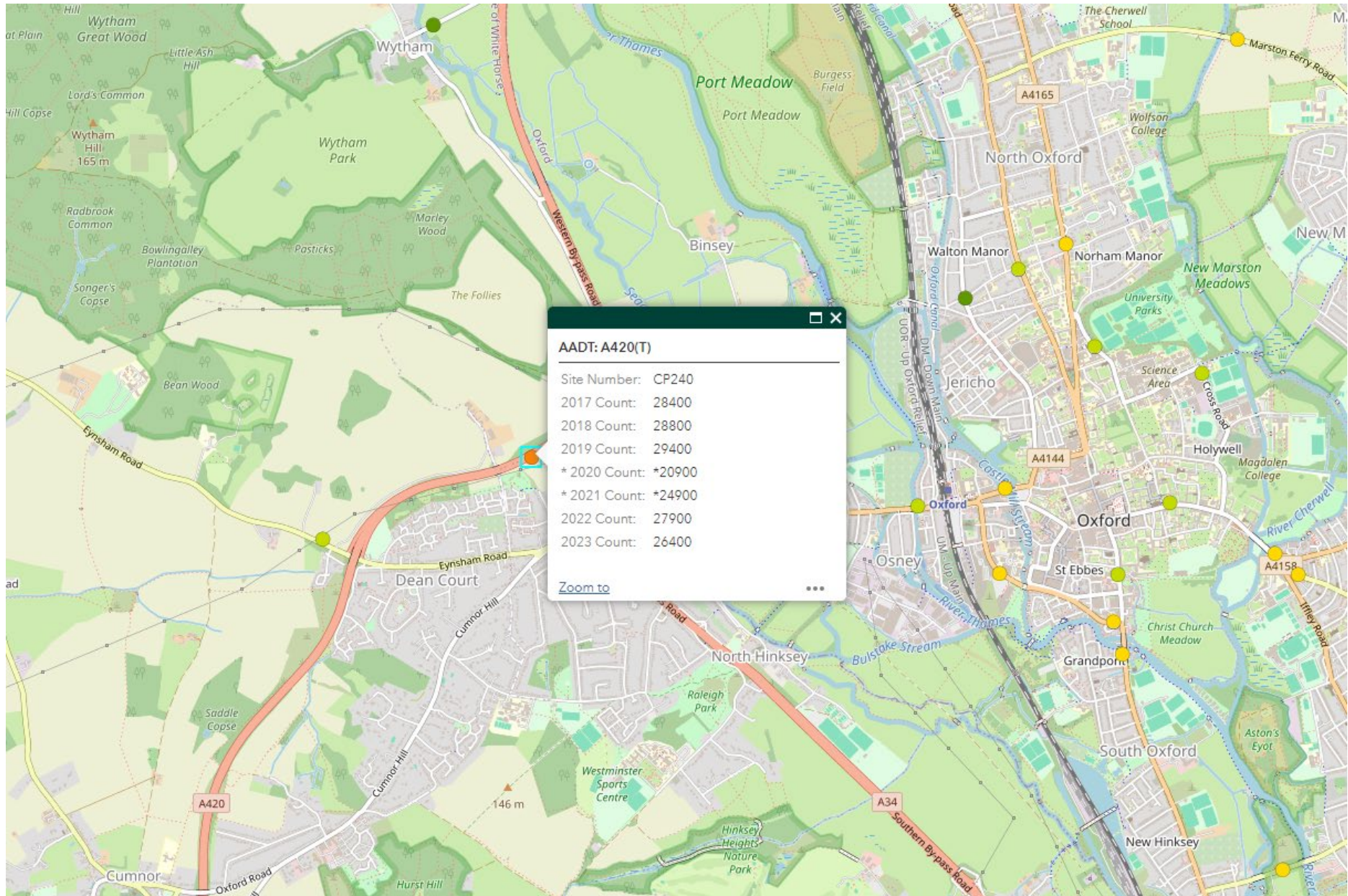
0 OXFORDSHIRE Site No: 12835220 Location Site 20 - A429, Oxford (W of A34)
Channel: Westbound

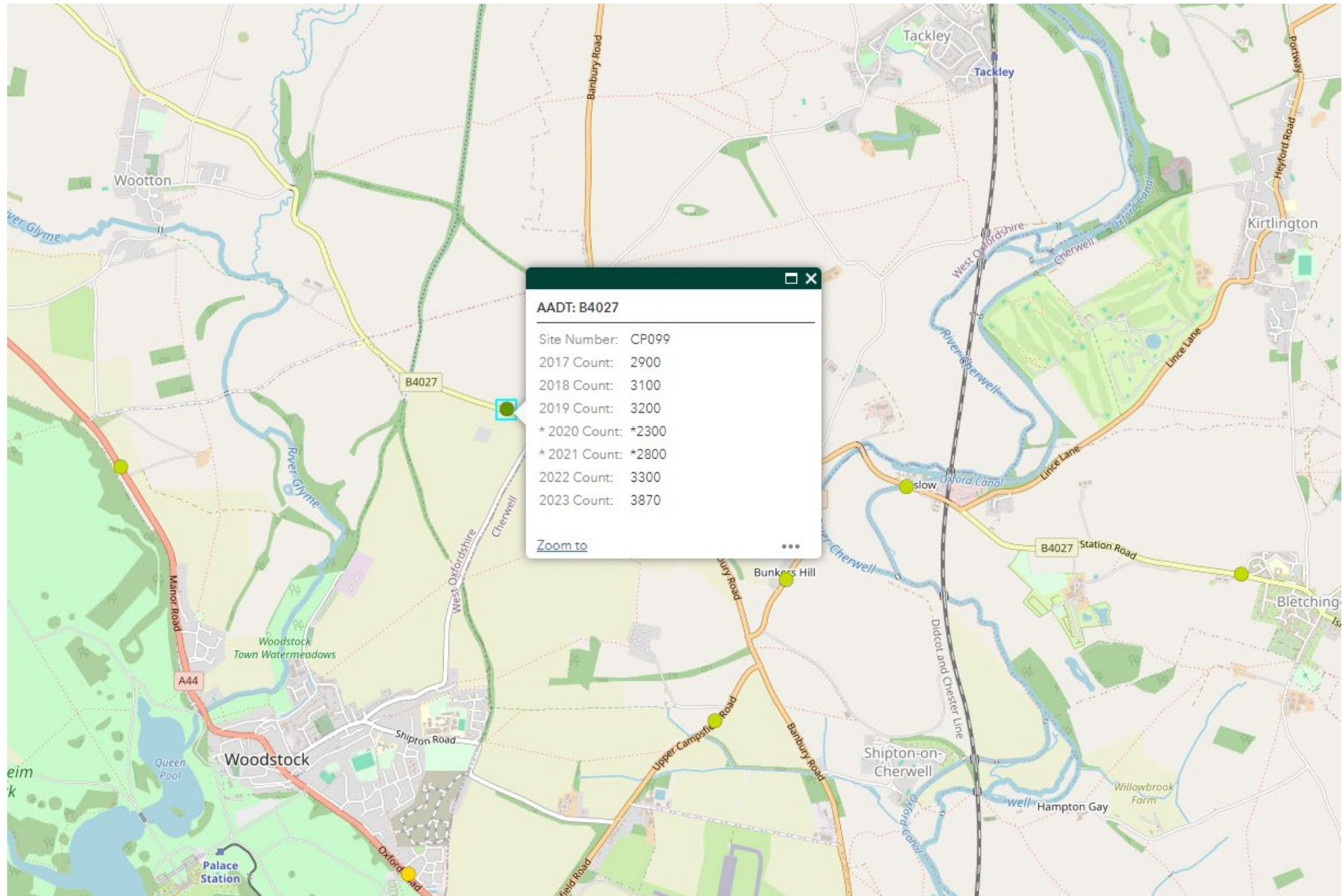
TIME PERIOD	Wed 15/11/23	Thu 16/11/23	Fri 17/11/23	Sat 18/11/23	Sun 19/11/23	Mon 20/11/23	Tue 21/11/23	5-Day Av	7-Day Av
Week Begin: 15-Nov-23									
00:00	39	48	43	46	91	63	64	51	56
01:00	38	38	36	37	71	38	44	39	43
02:00	40	47	46	40	41	39	64	47	45
03:00	19	30	25	64	28	43	56	35	38
04:00	63	76	69	47	41	74	73	71	63
05:00	185	173	172	84	58	205	196	186	153
06:00	493	413	397	146	91	434	482	444	351
07:00	672	651	319	278	164	704	712	612	500
08:00	591	598	650	405	235	578	623	608	526
09:00	510	566	526	525	438	565	596	553	532
10:00	634	555	654	661	531	595	584	604	602
11:00	578	615	600	553	641	609	591	599	598
12:00	642	660	650	360	746	604	657	643	617
13:00	566	700	659	686	733	708	682	663	676
14:00	561	722	800	686	708	774	698	711	707
15:00	848	798	867	733	775	837	768	824	804
16:00	879	900	908	782	804	916	830	887	860
17:00	1034	966	937	697	739	933	985	971	899
18:00	882	935	790	565	599	794	942	869	787
19:00	621	640	562	482	477	490	535	570	544
20:00	425	392	366	323	402	345	347	375	371
21:00	185	157	217	240	272	268	310	227	236
22:00	106	120	136	226	188	181	247	158	172
23:00	61	71	92	219	118	90	93	81	106
12H,7-19	8397	8666	8360	6931	7113	8617	8668	8542	8107
16H,6-22	10121	10268	9902	8122	8355	10154	10342	10157	9609
18H,6-24	10288	10459	10130	8567	8661	10425	10682	10397	9887
24H,0-24	10672	10871	10521	8885	8991	10887	11179	10826	10287
Am	06:45	07:15	07:45	10:30	10:45	07:00	07:00	-	-
Peak	719	665	661	671	671	704	712	692	686
Pm	17:00	17:30	17:15	15:45	16:15	16:45	17:45	-	-
Peak	1034	1023	946	798	809	936	995	987	934

A3: 2022 / 2023 OCC AADT Data









A4: 2023 DfT Survey Data

Traffic statistics > Manual count points > 28457

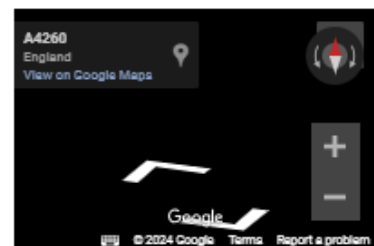
Manual count points

Site number: 28457

Site details

Region	South East
Local authority	Oxfordshire
Road name	A4260
Road classification	'A' road
Managed by	Local authority
Road type	Major
Start junction	A4095
End junction	A4095
Link length	0.20km (0.12 miles)
Easting, northing	447170, 217350
Latitude, longitude	51.85275700, -1.31656290

Location



Annual Average daily flow

Year	Count method	Pedal cycles	Two wheeled motor vehicles	Cars and taxis	Buses and coaches	Light goods vehicles	Heavy goods vehicles	All motor vehicles
2023	Estimated using previous year's AADF on this link	34	157	11048	58	2489	703	14455
2022	Estimated using previous year's AADF on this link	36	169	10781	59	2441	731	14181
2021	Manual count	37	152	10045	55	2191	711	13155

Traffic statistics > Manual count points > 36369

Manual count points

Site number: 36369

Site details

Region	South East
Local authority	Oxfordshire
Road name	A44
Road classification	'A' road
Managed by	Local authority
Road type	Major
Start junction	A 4095 BLADON
End junction	A4260 Rnbt WEST OF PEARTREE
Link length	5.90km (3.67 miles)
Easting, northing	446100, 215470
Latitude, longitude	51.83594400, -1.33234660

Location



Annual Average daily flow

Year	Count method	Pedal cycles	Two wheeled motor vehicles	Cars and taxis	Buses and coaches	Light goods vehicles	Heavy goods vehicles	All motor vehicles
2023	Estimated using previous year's AADF on this link	177	191	17743	159	2947	965	22005
2022	Estimated using previous year's AADF on this link	186	206	17314	161	2889	997	21567
2021	Estimated using previous year's AADF on this link	191	186	16132	151	2594	970	20032

Traffic statistics > Manual count points > 38712

Manual count points

Site number: 38712

Site details

Region	South East
Local authority	Oxfordshire
Road name	A44
Road classification	'A' road
Managed by	Local authority
Road type	Major
Start junction	A34(T)
End junction	A4260
Link length	0.40km (0.25 miles)
Easting, northing	449250, 211000
Latitude, longitude	51.79548900, -1.28726790

Location



Annual Average daily flow

Year	Count method	Pedal cycles	Two wheeled motor vehicles	Cars and taxis	Buses and coaches	Light goods vehicles	Heavy goods vehicles	All motor vehicles
2023	Estimated using previous year's AADF on this link	304	215	20969	85	4574	1394	27236
2022	Estimated using previous year's AADF on this link	321	231	20462	86	4485	1442	26706
2021	Estimated using previous year's AADF on this link	328	208	19065	80	4026	1402	24782

Traffic statistics > Manual count points > 27721


Manual count points

Site number: 27721

Site details

Region	South East
Local authority	Oxfordshire
Road name	A44
Road classification	'A' road
Managed by	Local authority
Road type	Major
Start junction	A 40
End junction	A34 PEARTREE
Link length	1.00km (0.62 miles)
Easting, northing	449605, 210350
Latitude, longitude	51.78961400, -1.28221350

Location



Annual Average daily flow

Year	Count method	Pedal cycles	Two wheeled motor vehicles	Cars and taxis	Buses and coaches	Light goods vehicles	Heavy goods vehicles	All motor vehicles
2023	Estimated using previous year's AADF on this link	284	258	20665	292	5046	1543	27804
2022	Estimated using previous year's AADF on this link	300	277	20166	295	4948	1584	27270
2021	Estimated using previous year's AADF on this link	306	250	18789	276	4442	1538	25296

Traffic statistics > Manual count points > 77436

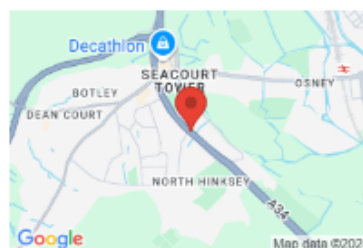
Manual count points

Site number: 77436

Site details

Region	South East
Local authority	Oxfordshire
Road name	A34
Road classification	'A' road
Managed by	Highways England
Road type	Major
Start junction	road to North Hinksey Lane
End junction	A420 Hinksey Hill
Link length	1.50km (0.93 miles)
Easting, northing	449000, 205710
Latitude, longitude	51.74795200, -1.29163730

Location



Annual Average daily flow

Year	Count method	Pedal cycles	Two wheeled motor vehicles	Cars and taxis	Buses and coaches	Light goods vehicles	Heavy goods vehicles	All motor vehicles
2023	Estimated using previous year's AADF on this link	0	276	47829	124	10690	7880	66799
2022	Manual count	0	288	47298	124	10460	8254	66423
2021	Estimated using previous year's AADF on this link	0	290	43693	103	9868	6340	60294

Traffic statistics > Manual count points > 16335

Manual count points

Site number: 16335

Site details

Region	South East
Local authority	Oxfordshire
Road name	A34
Road classification	'A' road
Managed by	Highways England
Road type	Major
Start junction	A44 Peartree
End junction	A 420 Junction, Botley
Link length	4.90km (3.04 miles)
Easting, northing	448089, 208987
Latitude, longitude	51.77749200, -1.30437960

Location



Annual Average daily flow

Year	Count method	Pedal cycles	Two wheeled motor vehicles	Cars and taxis	Buses and coaches	Light goods vehicles	Heavy goods vehicles	All motor vehicles
2023	Estimated using previous year's AADF on this link	0	247	50759	55	12564	8368	71993
2022	Estimated using previous year's AADF on this link	0	253	50013	55	12160	8489	70970
2021	Manual count	0	221	43359	51	11101	8296	63028

A5: 2019 / 2022 WebTRIS Survey Data

